TABLE: Concrete Column Summary - ACI 318-14

Story	Label	Design Section	Station	Design/Check	PMM Ratio	PMM Combo	As	At V Major	At V Minor	Warnings
			cm				cm²	cm²/cm	cm²/cm	
N-3.60	C720	P100R	50	Check	0.387	B.2.4.5-3	51	0.051	0.029	No Message
N-3.60	C721	P100R	0	Check	0.387	B.2.4.5-3	51	0.000	0.000	No Message
N-3.60	C721	P100R	0.1	Check	0.388	B.2.4.5-3	51	0.000	0.000	No Message
N-3.60	C721	P100R	0.2	Check	0.388	B.2.4.5-3	51	0.000	0.000	No Message
N-3.60	C722	Pilote 100	0	Check	0.053	B.2.4.5-8	28.4	0.011	0.007	No Message
N-3.60	C722	Pilote 100	25	Check	0.052	B.2.4.5-8	28.4	0.011	0.007	No Message
N-3.60	C722	Pilote 100	50	Check	0.051	B.2.4.5-8	28.4	0.011	0.007	No Message
N-3.60	C723	Pilote 100	0	Check	0.051	B.2.4.5-8	28.4	0.007	0.008	No Message
N-3.60	C723	Pilote 100	25	Check	0.051	B.2.4.5-8	28.4	0.007	0.008	No Message
N-3.60	C723	Pilote 100	50	Check	0.05	B.2.4.5-8	28.4	0.007	0.008	No Message
N-3.60	C724	Pilote 100	0	Check	0.05	B.2.4.5-8	28.4	0.004	0.003	No Message
N-3.60	C724	Pilote 100	25	Check	0.049	B.2.4.5-8	28.4	0.004	0.003	No Message
N-3.60	C724	Pilote 100	50	Check	0.048	B.2.4.5-8	28.4	0.004	0.003	No Message
N-3.60	C725	Pilote 100	0	Check	0.048	B.2.4.5-8	28.4	0.003	0.004	No Message
N-3.60	C725	Pilote 100	25	Check	0.049	B.2.4.5-8	28.4	0.003	0.004	No Message
N-3.60	C725	Pilote 100	50	Check	0.049	B.2.4.5-8	28.4	0.003	0.004	No Message
N-3.60	C726	Pilote 100	0	Check	0.049	B.2.4.5-8	28.4	0.003	0.005	No Message
N-3.60	C726	Pilote 100	25	Check	0.05	B.2.4.5-8	28.4	0.003	0.005	No Message
N-3.60	C726	Pilote 100	50	Check	0.051	B.2.4.5-8	28.4	0.003	0.005	No Message
N-3.60	C727	Pilote 100	0	Check	0.051	B.2.4.5-8	28.4	0.005	0.004	No Message
N-3.60	C727	Pilote 100	25	Check	0.053	B.2.4.5-8	28.4	0.005	0.004	No Message
N-3.60	C727	Pilote 100	50	Check	0.055	B.2.4.5-8	28.4	0.005	0.004	No Message
N-3.60	C728	Pilote 100	0	Check	0.055	B.2.4.5-8	28.4	0.006	0.011	No Message
N-3.60	C728	Pilote 100	25	Check	0.058	B.2.4.5-8	28.4	0.006	0.011	No Message
N-3.60	C728	Pilote 100	50	Check	0.061	B.2.4.5-8	28.4	0.006	0.011	No Message
N-3.60	C729	Pilote 100	0	Check	0.061	B.2.4.5-8	28.4	0.007	0.011	No Message
N-3.60	C729	Pilote 100	25	Check	0.065	B.2.4.5-8	28.4	0.007	0.011	No Message
N-3.60	C729	Pilote 100	50	Check	0.071	B.2.4.5-8	28.4	0.007	0.011	No Message
N-3.60	C730	Pilote 100	0	Check	0.071	B.2.4.5-8	28.4	0.007	0.013	No Message
N-3.60	C730	Pilote 100	25	Check	0.076	B.2.4.7-8	28.4	0.007	0.013	No Message

TABLE: Concrete Column Summary - ACI 318-14

Story	Label	Design Section	Station	Design/Check	PMM Ratio	PMM Combo	As	At V Major	At V Minor	Warnings
			cm				cm^2	cm^2/cm	cm^2/cm	
N-3.60	C730	Pilote 100	50	Check	0.089	B.2.4.7-8	28.4	0.007	0.013	No Message
N-3.60	C731	Pilote 100	0	Check	0.089	B.2.4.7-8	28.4	0.008	0.012	No Message
N-3.60	C731	Pilote 100	25	Check	0.103	B.2.4.7-8	28.4	0.008	0.012	No Message
N-3.60	C731	Pilote 100	50	Check	0.119	B.2.4.7-8	28.4	0.008	0.012	No Message
N-3.60	C732	Pilote 100	0	Check	0.119	B.2.4.7-8	28.4	0.008	0.009	No Message
N-3.60	C732	Pilote 100	25	Check	0.134	B.2.4.7-8	28.4	0.008	0.009	No Message
N-3.60	C732	Pilote 100	50	Check	0.149	B.2.4.7-8	28.4	0.008	0.009	No Message
N-3.60	C733	Pilote 100	0	Check	0.149	B.2.4.7-8	28.4	0.009	0.014	No Message
N-3.60	C733	Pilote 100	25	Check	0.161	B.2.4.7-8	28.4	0.009	0.014	No Message
N-3.60	C733	Pilote 100	50	Check	0.173	B.2.4.7-8	28.4	0.009	0.014	No Message
N-3.60	C734	Pilote 100	0	Check	0.173	B.2.4.7-8	28.4	0.010	0.019	No Message
N-3.60	C734	Pilote 100	25	Check	0.182	B.2.4.7-8	28.4	0.010	0.019	No Message
N-3.60	C734	Pilote 100	50	Check	0.19	B.2.4.7-8	28.4	0.010	0.019	No Message
N-3.60	C735	Pilote 100	0	Check	0.19	B.2.4.7-8	28.4	0.010	0.007	No Message
N-3.60	C735	Pilote 100	25	Check	0.194	B.2.4.7-8	28.4	0.010	0.007	No Message
N-3.60	C735	Pilote 100	50	Check	0.197	B.2.4.7-8	28.4	0.010	0.007	No Message
N-3.60	C736	Pilote 100	0	Check	0.197	B.2.4.7-8	28.4	0.010	0.015	No Message
N-3.60	C736	Pilote 100	25	Check	0.194	B.2.4.7-8	28.4	0.010	0.015	No Message
N-3.60	C736	Pilote 100	50	Check	0.191	B.2.4.7-8	28.4	0.010	0.015	No Message
N-3.60	C737	Pilote 100	0	Check	0.191	B.2.4.7-8	28.4	0.009	0.000	No Message
N-3.60	C737	Pilote 100	25	Check	0.204	B.2.4.7-8	28.4	0.009	0.000	No Message
N-3.60	C737	Pilote 100	50	Check	0.236	B.2.4.7-8	28.4	0.009	0.000	No Message
N-3.60	C738	Pilote 100	0	Check	0.236	B.2.4.7-8	28.4	0.006	0.000	No Message
N-3.60	C738	Pilote 100	25	Check	0.27	B.2.4.7-8	28.4	0.006	0.000	No Message
N-3.60	C738	Pilote 100	50	Check	0.305	B.2.4.7-8	28.4	0.006	0.000	No Message
N-3.60	C739	Pilote 100	0	Check	0.305	B.2.4.7-8	28.4	0.006	0.000	No Message
N-3.60	C739	Pilote 100	25	Check	0.35	B.2.4.5-8	28.4	0.006	0.000	No Message
N-3.60	C739	Pilote 100	50	Check	0.408	B.2.4.5-8	28.4	0.006	0.000	No Message
N-3.60	C740	Pilote 100	0	Check	0.408	B.2.4.5-8	28.4	0.008	0.000	No Message
N-3.60	C740	Pilote 100	25	Check	0.472	B.2.4.5-8	28.4	0.008	0.000	No Message

CALLE 50 36-10 OF. 803 CALI VAL. 5545232, CEL. 313-7504193 - 3174291593 email: wilfajar@hotmail.com

TABLE: Concrete Column Summary - ACI 318-14

Story	Label	Design Section	Station	Design/Check	PMM Ratio	PMM Combo	As	At V Major	At V Minor	Warnings
			cm				cm²	cm²/cm	cm²/cm	
N-3.60	C740	Pilote 100	50	Check	0.538	B.2.4.5-8	28.4	0.008	0.000	No Message
N-3.60	C741	P100R	0	Check	0.32	B.2.4.5-8	51	0.015	0.000	No Message
N-3.60	C741	P100R	25	Check	0.361	B.2.4.5-8	51	0.015	0.000	No Message
N-3.60	C741	P100R	50	Check	0.403	B.2.4.5-8	51	0.015	0.000	No Message
N-3.60	C742	P100R	0	Check	0.403	B.2.4.5-8	51	0.020	0.030	No Message
N-3.60	C742	P100R	25	Check	0.447	B.2.4.5-8	51	0.020	0.030	No Message
N-3.60	C742	P100R	50	Check	0.491	B.2.4.5-8	51	0.020	0.030	No Message
N-3.60	C743	P100R	0	Check	0.491	B.2.4.5-8	51	0.025	0.083	No Message
N-3.60	C743	P100R	25	Check	0.538	B.2.4.5-8	51	0.025	0.083	No Message
N-3.60	C743	P100R	50	Check	0.587	B.2.4.5-8	51	0.025	0.083	No Message
N-3.60	C744	P100R	0	Check	0.587	B.2.4.5-8	51	0.030	0.083	No Message
N-3.60	C744	P100R	25	Check	0.641	B.2.4.5-8	51	0.030	0.083	No Message
N-3.60	C744	P100R	50	Check	0.699	B.2.4.5-8	51	0.030	0.083	No Message
N-3.60	C745	P100R	0	Check	0.699	B.2.4.5-8	51	0.035	0.083	No Message
N-3.60	C745	P100R	25	Check	0.765	B.2.4.5-8	51	0.035	0.083	No Message
N-3.60	C745	P100R	50	Check	0.839	B.2.4.5-8	51	0.035	0.083	No Message
N-3.60	C746	P100R	0	Check	0.839	B.2.4.5-8	51	0.038	0.083	No Message
N-3.60	C746	P100R	25	Check	0.922	B.2.4.5-8	51	0.038	0.083	No Message
N-3.60	C748	Pilote 100	0	Check	0.032	B.2.4.5-8	28.4	0.007	0.006	No Message
N-3.60	C748	Pilote 100	25	Check	0.031	B.2.4.5-8	28.4	0.007	0.006	No Message
N-3.60	C748	Pilote 100	50	Check	0.03	B.2.4.5-8	28.4	0.007	0.006	No Message
N-3.60	C749	Pilote 100	0	Check	0.03	B.2.4.5-8	28.4	0.005	0.005	No Message
N-3.60	C749	Pilote 100	25	Check	0.029	B.2.4.5-8	28.4	0.005	0.005	No Message
N-3.60	C749	Pilote 100	50	Check	0.029	B.2.4.5-8	28.4	0.005	0.005	No Message
N-3.60	C750	Pilote 100	0	Check	0.029	B.2.4.5-8	28.4	0.004	0.004	No Message
N-3.60	C750	Pilote 100	25	Check	0.028	B.2.4.5-8	28.4	0.004	0.004	No Message
N-3.60	C750	Pilote 100	50	Check	0.027	B.2.4.5-8	28.4	0.004	0.004	No Message
N-3.60	C751	Pilote 100	0	Check	0.027	B.2.4.5-8	28.4	0.004	0.004	No Message
N-3.60	C751	Pilote 100	25	Check	0.027	B.2.4.5-8	28.4	0.004	0.004	No Message
N-3.60	C751	Pilote 100	50	Check	0.027	B.2.4.5-8	28.4	0.004	0.004	No Message

TABLE: Concrete Column Summary - ACI 318-14

Story	Label	Design Section	Station	Design/Check	PMM Ratio	PMM Combo	As	At V Major	At V Minor	Warnings
			cm				cm²	cm²/cm	cm²/cm	
N-3.60	C752	Pilote 100	0	Check	0.027	B.2.4.5-8	28.4	0.005	0.006	No Message
N-3.60	C752	Pilote 100	25	Check	0.03	B.2.4.7-8	28.4	0.005	0.006	No Message
N-3.60	C752	Pilote 100	50	Check	0.038	B.2.4.7-8	28.4	0.005	0.006	No Message
N-3.60	C753	Pilote 100	0	Check	0.038	B.2.4.7-8	28.4	0.006	0.007	No Message
N-3.60	C753	Pilote 100	25	Check	0.047	B.2.4.7-8	28.4	0.006	0.007	No Message
N-3.60	C753	Pilote 100	50	Check	0.056	B.2.4.7-8	28.4	0.006	0.007	No Message
N-3.60	C754	Pilote 100	0	Check	0.056	B.2.4.7-8	28.4	0.007	0.008	No Message
N-3.60	C754	Pilote 100	25	Check	0.066	B.2.4.7-8	28.4	0.007	0.008	No Message
N-3.60	C754	Pilote 100	50	Check	0.077	B.2.4.7-8	28.4	0.007	0.008	No Message
N-3.60	C755	Pilote 100	0	Check	0.077	B.2.4.7-8	28.4	0.008	0.008	No Message
N-3.60	C755	Pilote 100	25	Check	0.089	B.2.4.7-8	28.4	0.008	0.008	No Message
N-3.60	C755	Pilote 100	50	Check	0.101	B.2.4.7-8	28.4	0.008	0.008	No Message
N-3.60	C756	Pilote 100	0	Check	0.101	B.2.4.7-8	28.4	0.009	0.009	No Message
N-3.60	C756	Pilote 100	25	Check	0.114	B.2.4.7-8	28.4	0.009	0.009	No Message
N-3.60	C756	Pilote 100	50	Check	0.127	B.2.4.7-8	28.4	0.009	0.009	No Message
N-3.60	C757	Pilote 100	0	Check	0.127	B.2.4.7-8	28.4	0.009	0.009	No Message
N-3.60	C757	Pilote 100	25	Check	0.141	B.2.4.7-8	28.4	0.009	0.009	No Message
N-3.60	C757	Pilote 100	50	Check	0.154	B.2.4.7-8	28.4	0.009	0.009	No Message
N-3.60	C758	Pilote 100	0	Check	0.154	B.2.4.7-8	28.4	0.008	0.008	No Message
N-3.60	C758	Pilote 100	25	Check	0.168	B.2.4.7-8	28.4	0.008	0.008	No Message
N-3.60	C758	Pilote 100	50	Check	0.181	B.2.4.7-8	28.4	0.008	0.008	No Message
N-3.60	C759	Pilote 100	0	Check	0.181	B.2.4.7-8	28.4	0.008	0.008	No Message
N-3.60	C759	Pilote 100	25	Check	0.193	B.2.4.7-8	28.4	0.008	0.008	No Message
N-3.60	C759	Pilote 100	50	Check	0.205	B.2.4.7-8	28.4	0.008	0.008	No Message
N-3.60	C760	Pilote 100	0	Check	0.205	B.2.4.7-8	28.4	0.008	0.009	No Message
N-3.60	C760	Pilote 100	25	Check	0.215	B.2.4.7-8	28.4	0.008	0.009	No Message
N-3.60	C760	Pilote 100	50	Check	0.225	B.2.4.7-8	28.4	0.008	0.009	No Message
N-3.60	C761	Pilote 100	0	Check	0.225	B.2.4.7-8	28.4	0.007	0.009	No Message
N-3.60	C761	Pilote 100	25	Check	0.232	B.2.4.7-8	28.4	0.007	0.009	No Message
N-3.60	C761	Pilote 100	50	Check	0.24	B.2.4.7-8	28.4	0.007	0.009	No Message

wilfajar@hotmail.com

TABLE: Concrete Column Summary - ACI 318-14

Story	Label	Design Section	Station	Design/Check	PMM Ratio	PMM Combo	As	At V Major	At V Minor	Warnings
			cm				cm²	cm²/cm	cm²/cm	
N-3.60	C762	Pilote 100	0	Check	0.24	B.2.4.7-8	28.4	0.006	0.007	No Message
N-3.60	C762	Pilote 100	25	Check	0.243	B.2.4.7-8	28.4	0.006	0.007	No Message
N-3.60	C762	Pilote 100	50	Check	0.246	B.2.4.7-8	28.4	0.006	0.007	No Message
N-3.60	C763	Pilote 100	0	Check	0.246	B.2.4.7-8	28.4	0.002	0.003	No Message
N-3.60	C763	Pilote 100	25	Check	0.245	B.2.4.7-8	28.4	0.002	0.003	No Message
N-3.60	C763	Pilote 100	50	Check	0.251	B.2.4.7-8	28.4	0.002	0.003	No Message
N-3.60	C764	Pilote 100	0	Check	0.251	B.2.4.7-8	28.4	0.007	0.003	No Message
N-3.60	C764	Pilote 100	25	Check	0.259	B.2.4.7-8	28.4	0.007	0.003	No Message
N-3.60	C764	Pilote 100	50	Check	0.267	B.2.4.7-8	28.4	0.007	0.003	No Message
N-3.60	C765	Pilote 100	0	Check	0.267	B.2.4.7-8	28.4	0.014	0.006	No Message
N-3.60	C765	Pilote 100	25	Check	0.272	B.2.4.5-8	28.4	0.014	0.006	No Message
N-3.60	C765	Pilote 100	50	Check	0.285	B.2.4.5-8	28.4	0.014	0.006	No Message
N-3.60	C766	Pilote 100	0	Check	0.285	B.2.4.5-8	28.4	0.020	0.019	No Message
N-3.60	C766	Pilote 100	25	Check	0.295	B.2.4.5-8	28.4	0.020	0.019	No Message
N-3.60	C766	Pilote 100	50	Check	0.306	B.2.4.5-8	28.4	0.020	0.019	No Message
N-3.60	C767	Pilote 100	0	Check	0.306	B.2.4.5-8	28.4	0.027	0.025	No Message
N-3.60	C767	Pilote 100	25	Check	0.315	B.2.4.5-8	28.4	0.027	0.025	No Message
N-3.60	C767	Pilote 100	50	Check	0.326	B.2.4.5-8	28.4	0.027	0.025	No Message
N-3.60	C768	Pilote 100	0	Check	0.326	B.2.4.5-8	28.4	0.034	0.039	No Message
N-3.60	C768	Pilote 100	25	Check	0.336	B.2.4.5-8	28.4	0.034	0.039	No Message
N-3.60	C768	Pilote 100	50	Check	0.348	B.2.4.5-8	28.4	0.034	0.039	No Message
N-3.60	C769	Pilote 100	0	Check	0.348	B.2.4.5-8	28.4	0.041	0.047	No Message
N-3.60	C769	Pilote 100	25	Check	0.37	B.2.4.5-8	28.4	0.041	0.047	No Message
N-3.60	C769	Pilote 100	50	Check	0.419	B.2.4.5-8	28.4	0.041	0.047	No Message
N-3.60	C770	Pilote 100	0	Check	0.419	B.2.4.5-8	28.4	0.047	0.053	No Message
N-3.60	C770	Pilote 100	25	Check	0.489	B.2.4.5-8	28.4	0.047	0.053	No Message
N-3.60	C770	Pilote 100	50	Check	0.563	B.2.4.5-8	28.4	0.047	0.053	No Message
N-3.60	C771	Pilote 100	0	Check	0.563	B.2.4.5-8	28.4	0.053	0.059	No Message
N-3.60	C771	Pilote 100	25	Check	0.646	B.2.4.5-8	28.4	0.053	0.059	No Message
N-3.60	C771	Pilote 100	50	Check	0.73	B.2.4.5-8	28.4	0.053	0.059	No Message

CALLE 5BI 36-10 OF. 803 CALI TEL. 5545232, CEL. 313-7501395 / 317-4391593, e-mail: wilfaiar@hotmail.com

TABLE: Concrete Column Summary - ACI 318-14

Story	Label	Design Section	Station	Design/Check	PMM Ratio	PMM Combo	As	At V Major	At V Minor	Warnings
			cm				cm^2	cm^2/cm	cm^2/cm	
N-3.60	C772	Pilote 100	0	Check	0.73	B.2.4.5-8	28.4	0.058	0.064	No Message
N-3.60	C772	Pilote 100	25	Check	0.82	B.2.4.5-8	28.4	0.058	0.064	No Message
N-3.60	C772	Pilote 100	50	Check	0.91	B.2.4.5-8	28.4	0.058	0.064	No Message
N-3.60	C773	Pilote 100	0	Check	0.91	B.2.4.5-8	28.4	0.000	0.000	No Message
N-3.60	C773	Pilote 100	0.1	Check	0.91	B.2.4.5-8	28.4	0.000	0.000	No Message
N-3.60	C773	Pilote 100	0.2	Check	0.91	B.2.4.5-8	28.4	0.000	0.000	No Message
N-3.60	C800	Pilote 100	0	Check	0.006	B.2.4.1	28.4	0.006	0.005	No Message
N-3.60	C800	Pilote 100	25	Check	0.005	B.2.4.1	28.4	0.006	0.005	No Message
N-3.60	C800	Pilote 100	50	Check	0.006	B.2.4.5-3	28.4	0.006	0.005	No Message
N-3.60	C801	Pilote 100	0	Check	0.006	B.2.4.5-3	28.4	0.004	0.004	No Message
N-3.60	C801	Pilote 100	25	Check	0.009	B.2.4.7-4	28.4	0.004	0.004	No Message
N-3.60	C801	Pilote 100	50	Check	0.016	B.2.4.7-4	28.4	0.004	0.004	No Message
N-3.60	C802	Pilote 100	0	Check	0.016	B.2.4.7-4	28.4	0.003	0.004	No Message
N-3.60	C802	Pilote 100	25	Check	0.023	B.2.4.7-4	28.4	0.003	0.004	No Message
N-3.60	C802	Pilote 100	50	Check	0.03	B.2.4.7-8	28.4	0.003	0.004	No Message
N-3.60	C803	Pilote 100	0	Check	0.03	B.2.4.7-8	28.4	0.003	0.004	No Message
N-3.60	C803	Pilote 100	25	Check	0.038	B.2.4.5-8	28.4	0.003	0.004	No Message
N-3.60	C803	Pilote 100	50	Check	0.047	B.2.4.5-8	28.4	0.003	0.004	No Message
N-3.60	C804	Pilote 100	0	Check	0.047	B.2.4.5-8	28.4	0.004	0.005	No Message
N-3.60	C804	Pilote 100	25	Check	0.056	B.2.4.5-8	28.4	0.004	0.005	No Message
N-3.60	C804	Pilote 100	50	Check	0.066	B.2.4.5-8	28.4	0.004	0.005	No Message
N-3.60	C805	Pilote 100	0	Check	0.066	B.2.4.5-8	28.4	0.005	0.007	No Message
N-3.60	C805	Pilote 100	25	Check	0.078	B.2.4.5-8	28.4	0.005	0.007	No Message
N-3.60	C805	Pilote 100	50	Check	0.09	B.2.4.5-8	28.4	0.005	0.007	No Message
N-3.60	C806	Pilote 100	0	Check	0.09	B.2.4.5-8	28.4	0.006	0.007	No Message
N-3.60	C806	Pilote 100	25	Check	0.103	B.2.4.5-8	28.4	0.006	0.007	No Message
N-3.60	C806	Pilote 100	50	Check	0.117	B.2.4.5-8	28.4	0.006	0.007	No Message
N-3.60	C807	Pilote 100	0	Check	0.117	B.2.4.5-8	28.4	0.007	0.008	No Message
N-3.60	C807	Pilote 100	25	Check	0.131	B.2.4.5-8	28.4	0.007	0.008	No Message
N-3.60	C807	Pilote 100	50	Check	0.146	B.2.4.5-8	28.4	0.007	0.008	No Message

CALLE 201 36-16 OF. 303 CALI TEL: 5545352 CEL: 313-7504395 - 317 3291592 email: wilfajar@hotmail.com

TABLE: Concrete Column Summary - ACI 318-14

Story	Label	Design Section	Station	Design/Check	PMM Ratio	PMM Combo	As	At V Major	At V Minor	Warnings
			cm				cm²	cm²/cm	cm²/cm	
N-3.60	C808	Pilote 100	0	Check	0.146	B.2.4.5-8	28.4	0.007	0.009	No Message
N-3.60	C808	Pilote 100	25	Check	0.162	B.2.4.5-8	28.4	0.007	0.009	No Message
N-3.60	C808	Pilote 100	50	Check	0.178	B.2.4.5-8	28.4	0.007	0.009	No Message
N-3.60	C809	Pilote 100	0	Check	0.178	B.2.4.5-8	28.4	0.007	0.009	No Message
N-3.60	C809	Pilote 100	25	Check	0.194	B.2.4.5-8	28.4	0.007	0.009	No Message
N-3.60	C809	Pilote 100	50	Check	0.21	B.2.4.5-8	28.4	0.007	0.009	No Message
N-3.60	C810	Pilote 100	0	Check	0.21	B.2.4.5-8	28.4	0.007	0.008	No Message
N-3.60	C810	Pilote 100	25	Check	0.226	B.2.4.5-8	28.4	0.007	0.008	No Message
N-3.60	C810	Pilote 100	50	Check	0.242	B.2.4.5-8	28.4	0.007	0.008	No Message
N-3.60	C811	Pilote 100	0	Check	0.242	B.2.4.5-8	28.4	0.007	0.008	No Message
N-3.60	C811	Pilote 100	25	Check	0.256	B.2.4.5-8	28.4	0.007	0.008	No Message
N-3.60	C811	Pilote 100	50	Check	0.271	B.2.4.5-8	28.4	0.007	0.008	No Message
N-3.60	C812	Pilote 100	0	Check	0.271	B.2.4.5-8	28.4	0.006	0.007	No Message
N-3.60	C812	Pilote 100	25	Check	0.283	B.2.4.5-8	28.4	0.006	0.007	No Message
N-3.60	C812	Pilote 100	50	Check	0.296	B.2.4.5-8	28.4	0.006	0.007	No Message
N-3.60	C813	Pilote 100	0	Check	0.296	B.2.4.5-8	28.4	0.004	0.006	No Message
N-3.60	C813	Pilote 100	25	Check	0.305	B.2.4.5-8	28.4	0.004	0.006	No Message
N-3.60	C813	Pilote 100	50	Check	0.314	B.2.4.5-8	28.4	0.004	0.006	No Message
N-3.60	C814	Pilote 100	0	Check	0.314	B.2.4.5-8	28.4	0.002	0.001	No Message
N-3.60	C814	Pilote 100	25	Check	0.319	B.2.4.5-8	28.4	0.002	0.001	No Message
N-3.60	C814	Pilote 100	50	Check	0.324	B.2.4.5-8	28.4	0.002	0.001	No Message
N-3.60	C815	Pilote 100	0	Check	0.324	B.2.4.5-8	28.4	0.002	0.004	No Message
N-3.60	C815	Pilote 100	25	Check	0.325	B.2.4.5-8	28.4	0.002	0.004	No Message
N-3.60	C815	Pilote 100	50	Check	0.331	B.2.4.5-8	28.4	0.002	0.004	No Message
N-3.60	C816	Pilote 100	0	Check	0.331	B.2.4.5-8	28.4	0.005	0.011	No Message
N-3.60	C816	Pilote 100	25	Check	0.332	B.2.4.5-8	28.4	0.005	0.011	No Message
N-3.60	C816	Pilote 100	50	Check	0.334	B.2.4.5-8	28.4	0.005	0.011	No Message
N-3.60	C817	Pilote 100	0	Check	0.334	B.2.4.5-8	28.4	0.010	0.017	No Message
N-3.60	C817	Pilote 100	25	Check	0.33	B.2.4.5-8	28.4	0.010	0.017	No Message
N-3.60	C817	Pilote 100	50	Check	0.326	B.2.4.5-8	28.4	0.010	0.017	No Message

CALLE 50 36-10 OF. 503 CALI TEL: 3545232, CEL: 313-7504395 / 317-7391593, e-mail: wilfajar@hotmail.com

TABLE: Concrete Column Summary - ACI 318-14

Story	Label	Design Section	Station	Design/Check	PMM Ratio	PMM Combo	As	At V Major	At V Minor	Warnings
			cm				cm²	cm²/cm	cm²/cm	
N-3.60	C818	Pilote 100	0	Check	0.326	B.2.4.5-8	28.4	0.014	0.024	No Message
N-3.60	C818	Pilote 100	25	Check	0.315	B.2.4.5-8	28.4	0.014	0.024	No Message
N-3.60	C818	Pilote 100	50	Check	0.305	B.2.4.5-8	28.4	0.014	0.024	No Message
N-3.60	C819	Pilote 100	0	Check	0.305	B.2.4.5-8	28.4	0.020	0.031	No Message
N-3.60	C819	Pilote 100	25	Check	0.289	B.2.4.5-8	28.4	0.020	0.031	No Message
N-3.60	C819	Pilote 100	50	Check	0.273	B.2.4.5-8	28.4	0.020	0.031	No Message
N-3.60	C820	Pilote 100	0	Check	0.273	B.2.4.5-8	28.4	0.026	0.038	No Message
N-3.60	C820	Pilote 100	25	Check	0.283	B.2.4.1	28.4	0.026	0.038	No Message
N-3.60	C820	Pilote 100	50	Check	0.304	B.2.4.5-8	28.4	0.026	0.038	No Message
N-3.60	C821	Pilote 100	0	Check	0.304	B.2.4.5-8	28.4	0.031	0.045	No Message
N-3.60	C821	Pilote 100	25	Check	0.361	B.2.4.5-8	28.4	0.031	0.045	No Message
N-3.60	C821	Pilote 100	50	Check	0.422	B.2.4.5-8	28.4	0.031	0.045	No Message
N-3.60	C822	Pilote 100	0	Check	0.422	B.2.4.5-8	28.4	0.036	0.052	No Message
N-3.60	C822	Pilote 100	25	Check	0.491	B.2.4.5-8	28.4	0.036	0.052	No Message
N-3.60	C822	Pilote 100	50	Check	0.56	B.2.4.5-8	28.4	0.036	0.052	No Message
N-3.60	C823	Pilote 100	0	Check	0.56	B.2.4.5-8	28.4	0.041	0.057	No Message
N-3.60	C823	Pilote 100	25	Check	0.636	B.2.4.5-8	28.4	0.041	0.057	No Message
N-3.60	C823	Pilote 100	50	Check	0.713	B.2.4.5-8	28.4	0.041	0.057	No Message
N-3.60	C824	Pilote 100	0	Check	0.713	B.2.4.5-8	28.4	0.045	0.062	No Message
N-3.60	C824	Pilote 100	25	Check	0.797	B.2.4.5-8	28.4	0.045	0.062	No Message
N-3.60	C824	Pilote 100	50	Check	0.884	B.2.4.5-8	28.4	0.045	0.062	No Message
N-3.60	C825	Pilote 100	0	Check	0.884	B.2.4.5-8	28.4	0.045	0.000	No Message
N-3.60	C825	Pilote 100	0.1	Check	0.884	B.2.4.5-8	28.4	0.045	0.000	No Message
N-3.60	C825	Pilote 100	0.2	Check	0.884	B.2.4.5-8	28.4	0.045	0.000	No Message
N-3.60	C826	Pilote 100	0	Check	0.004	B.2.4.1	28.4	0.006	0.004	No Message
N-3.60	C826	Pilote 100	25	Check	0.004	B.2.4.5-3	28.4	0.006	0.004	No Message
N-3.60	C826	Pilote 100	50	Check	0.007	B.2.4.7-4	28.4	0.006	0.004	No Message
N-3.60	C827	Pilote 100	0	Check	0.007	B.2.4.7-4	28.4	0.004	0.003	No Message
N-3.60	C827	Pilote 100	25	Check	0.014	B.2.4.7-4	28.4	0.004	0.003	No Message
N-3.60	C827	Pilote 100	50	Check	0.023	B.2.4.7-4	28.4	0.004	0.003	No Message

wilfajar@hotmail.com

TABLE: Concrete Column Summary - ACI 318-14

Story	Label	Design Section	Station	Design/Check	PMM Ratio	PMM Combo	As	At V Major	At V Minor	Warnings
			cm				cm²	cm²/cm	cm²/cm	
N-3.60	C828	Pilote 100	0	Check	0.023	B.2.4.7-4	28.4	0.003	0.003	No Message
N-3.60	C828	Pilote 100	25	Check	0.029	B.2.4.7-4	28.4	0.003	0.003	No Message
N-3.60	C828	Pilote 100	50	Check	0.037	B.2.4.5-3	28.4	0.003	0.003	No Message
N-3.60	C829	Pilote 100	0	Check	0.037	B.2.4.5-3	28.4	0.003	0.004	No Message
N-3.60	C829	Pilote 100	25	Check	0.045	B.2.4.5-3	28.4	0.003	0.004	No Message
N-3.60	C829	Pilote 100	50	Check	0.053	B.2.4.5-3	28.4	0.003	0.004	No Message
N-3.60	C830	Pilote 100	0	Check	0.053	B.2.4.5-3	28.4	0.004	0.005	No Message
N-3.60	C830	Pilote 100	25	Check	0.062	B.2.4.5-3	28.4	0.004	0.005	No Message
N-3.60	C830	Pilote 100	50	Check	0.071	B.2.4.5-8	28.4	0.004	0.005	No Message
N-3.60	C831	Pilote 100	0	Check	0.071	B.2.4.5-8	28.4	0.005	0.006	No Message
N-3.60	C831	Pilote 100	25	Check	0.083	B.2.4.5-8	28.4	0.005	0.006	No Message
N-3.60	C831	Pilote 100	50	Check	0.095	B.2.4.5-8	28.4	0.005	0.006	No Message
N-3.60	C832	Pilote 100	0	Check	0.095	B.2.4.5-8	28.4	0.006	0.007	No Message
N-3.60	C832	Pilote 100	25	Check	0.108	B.2.4.5-8	28.4	0.006	0.007	No Message
N-3.60	C832	Pilote 100	50	Check	0.121	B.2.4.5-8	28.4	0.006	0.007	No Message
N-3.60	C833	Pilote 100	0	Check	0.121	B.2.4.5-8	28.4	0.007	0.007	No Message
N-3.60	C833	Pilote 100	25	Check	0.136	B.2.4.5-8	28.4	0.007	0.007	No Message
N-3.60	C833	Pilote 100	50	Check	0.151	B.2.4.5-8	28.4	0.007	0.007	No Message
N-3.60	C834	Pilote 100	0	Check	0.151	B.2.4.5-8	28.4	0.007	0.008	No Message
N-3.60	C834	Pilote 100	25	Check	0.166	B.2.4.5-8	28.4	0.007	0.008	No Message
N-3.60	C834	Pilote 100	50	Check	0.181	B.2.4.5-8	28.4	0.007	0.008	No Message
N-3.60	C835	Pilote 100	0	Check	0.181	B.2.4.5-8	28.4	0.008	0.008	No Message
N-3.60	C835	Pilote 100	25	Check	0.197	B.2.4.5-8	28.4	0.008	0.008	No Message
N-3.60	C835	Pilote 100	50	Check	0.213	B.2.4.5-8	28.4	0.008	0.008	No Message
N-3.60	C836	Pilote 100	0	Check	0.213	B.2.4.5-8	28.4	0.007	0.007	No Message
N-3.60	C836	Pilote 100	25	Check	0.228	B.2.4.5-8	28.4	0.007	0.007	No Message
N-3.60	C836	Pilote 100	50	Check	0.243	B.2.4.5-8	28.4	0.007	0.007	No Message
N-3.60	C837	Pilote 100	0	Check	0.243	B.2.4.5-8	28.4	0.007	0.007	No Message
N-3.60	C837	Pilote 100	25	Check	0.257	B.2.4.5-8	28.4	0.007	0.007	No Message
N-3.60	C837	Pilote 100	50	Check	0.271	B.2.4.5-8	28.4	0.007	0.007	No Message

TABLE: Concrete Column Summary - ACI 318-14

Story	Label	Design Section	Station	Design/Check	PMM Ratio	PMM Combo	As	At V Major	At V Minor	Warnings
			cm				cm²	cm²/cm	cm²/cm	
N-3.60	C838	Pilote 100	0	Check	0.271	B.2.4.5-8	28.4	0.006	0.006	No Message
N-3.60	C838	Pilote 100	25	Check	0.283	B.2.4.5-8	28.4	0.006	0.006	No Message
N-3.60	C838	Pilote 100	50	Check	0.295	8.2.4.5-8	28.4	0.006	0.006	No Message
N-3.60	C839	Pilote 100	0	Check	0.295	8.2.4.5-8	28.4	0.005	0.005	No Message
N-3.60	C839	Pilote 100	25	Check	0.304	B.2.4.5-8	28.4	0.005	0.005	No Message
N-3.60	C839	Pilote 100	50	Check	0.313	8.2.4.5-8	28.4	0.005	0.005	No Message
N-3.60	C840	Pilote 100	0	Check	0.313	8.2.4.5-8	28.4	0.003	0.001	No Message
N-3.60	C840	Pilote 100	25	Check	0.318	8.2.4.5-8	28.4	0.003	0.001	No Message
N-3.60	C840	Pilote 100	50	Check	0.323	8.2.4.5-8	28.4	0.003	0.001	No Message
N-3.60	C841	Pilote 100	0	Check	0.323	8.2.4.5-8	28.4	0.002	0.004	No Message
N-3.60	C841	Pilote 100	25	Check	0.324	8.2.4.5-8	28.4	0.002	0.004	No Message
N-3.60	C841	Pilote 100	50	Check	0.329	B.2.4.5-8	28.4	0.002	0.004	No Message
N-3.60	C842	Pilote 100	0	Check	0.329	8.2.4.5-8	28.4	0.006	0.010	No Message
N-3.60	C842	Pilote 100	25	Check	0.331	8.2.4.5-8	28.4	0.006	0.010	No Message
N-3.60	C842	Pilote 100	50	Check	0.333	8.2.4.5-8	28.4	0.006	0.010	No Message
N-3.60	C843	Pilote 100	0	Check	0.333	8.2.4.5-8	28.4	0.011	0.015	No Message
N-3.60	C843	Pilote 100	25	Check	0.331	B.2.4.5-8	28.4	0.011	0.015	No Message
N-3.60	C843	Pilote 100	50	Check	0.328	8.2.4.5-8	28.4	0.011	0.015	No Message
N-3.60	C844	Pilote 100	0	Check	0.328	8.2.4.5-8	28.4	0.016	0.021	No Message
N-3.60	C844	Pilote 100	25	Check	0.32	8.2.4.5-8	28.4	0.016	0.021	No Message
N-3.60	C844	Pilote 100	50	Check	0.311	B.2.4.5-8	28.4	0.016	0.021	No Message
N-3.60	C845	Pilote 100	0	Check	0.311	8.2.4.5-8	28.4	0.022	0.028	No Message
N-3.60	C845	Pilote 100	25	Check	0.297	B.2.4.5-8	28.4	0.022	0.028	No Message
N-3.60	C845	Pilote 100	50	Check	0.282	8.2.4.5-8	28.4	0.022	0.028	No Message
N-3.60	C846	P100R	0	Check	0.158	8.2.4.5-8	51	0.028	0.034	No Message
N-3.60	C846	P100R	25	Check	0.16	8.2.4.1	51	0.028	0.034	No Message
N-3.60	C846	P100R	50	Check	0.17	8.2.4.5-8	51	0.028	0.034	No Message
N-3.60	C847	Pilote 100	0	Check	0.303	8.2.4.5-8	28.4	0.033	0.041	No Message
N-3.60	C847	Pilote 100	25	Check	0.36	8.2.4.5-8	28.4	0.033	0.041	No Message
N-3.60	C847	Pilote 100	50	Check	0.418	8.2.4.5-8	28.4	0.033	0.041	No Message

CALLE 501 36-40 OF. 803 CALI TEL: 5545252 CEL: 313-7501395 - 317-4191593 e-mail: wilfajar@hotmail.com

TABLE: Concrete Column Summary - ACI 318-14

Story	Label	Design Section	Station	Design/Check	PMM Ratio	PMM Combo	As	At V Major	At V Minor	Warnings
			cm				cm²	cm²/cm	cm²/cm	
N-3.60	C848	Pilote 100	0	Check	0.418	B.2.4.5-8	28.4	0.039	0.047	No Message
N-3.60	C848	Pilote 100	25	Check	0.483	B.2.4.5-8	28.4	0.039	0.047	No Message
N-3.60	C848	Pilote 100	50	Check	0.548	B.2.4.5-8	28.4	0.039	0.047	No Message
N-3.60	C849	Pilote 100	0	Check	0.548	B.2.4.5-8	28.4	0.044	0.052	No Message
N-3.60	C849	Pilote 100	25	Check	0.62	B.2.4.5-8	28.4	0.044	0.052	No Message
N-3.60	C849	Pilote 100	50	Check	0.693	B.2.4.5-8	28.4	0.044	0.052	No Message
N-3.60	C850	Pilote 100	0	Check	0.693	B.2.4.5-8	28.4	0.048	0.056	No Message
N-3.60	C850	Pilote 100	25	Check	0.772	B.2.4.5-8	28.4	0.048	0.056	No Message
N-3.60	C850	Pilote 100	50	Check	0.854	B.2.4.5-8	28.4	0.048	0.056	No Message
N-3.60	C851	Pilote 100	0	Check	0.854	B.2.4.5-8	28.4	0.716	0.000	No Message
N-3.60	C851	Pilote 100	0.1	Check	0.854	B.2.4.5-8	28.4	0.716	0.000	No Message
N-3.60	C851	Pilote 100	0.2	Check	0.855	B.2.4.5-8	28.4	0.716	0.000	No Message
N-3.60	C878	Pilote 100	0	Check	0.025	B.2.4.5-3	28.4	0.003	0.002	No Message
N-3.60	C878	Pilote 100	25	Check	0.024	B.2.4.5-3	28.4	0.003	0.002	No Message
N-3.60	C878	Pilote 100	50	Check	0.023	B.2.4.5-3	28.4	0.003	0.002	No Message
N-3.60	C879	Pilote 100	0	Check	0.023	B.2.4.5-3	28.4	0.002	0.002	No Message
N-3.60	C879	Pilote 100	25	Check	0.023	B.2.4.5-3	28.4	0.002	0.002	No Message
N-3.60	C879	Pilote 100	50	Check	0.022	B.2.4.5-3	28.4	0.002	0.002	No Message
N-3.60	C880	Pilote 100	0	Check	0.022	B.2.4.5-3	28.4	0.002	0.002	No Message
N-3.60	C880	Pilote 100	25	Check	0.021	B.2.4.5-3	28.4	0.002	0.002	No Message
N-3.60	C880	Pilote 100	50	Check	0.021	B.2.4.5-3	28.4	0.002	0.002	No Message
N-3.60	C881	Pilote 100	0	Check	0.021	B.2.4.5-3	28.4	0.003	0.003	No Message
N-3.60	C881	Pilote 100	25	Check	0.02	B.2.4.5-3	28.4	0.003	0.003	No Message
N-3.60	C881	Pilote 100	50	Check	0.019	B.2.4.5-3	28.4	0.003	0.003	No Message
N-3.60	C882	Pilote 100	0	Check	0.019	B.2.4.5-3	28.4	0.004	0.004	No Message
N-3.60	C882	Pilote 100	25	Check	0.019	B.2.4.5-3	28.4	0.004	0.004	No Message
N-3.60	C882	Pilote 100	50	Check	0.019	B.2.4.5-3	28.4	0.004	0.004	No Message
N-3.60	C883	Pilote 100	0	Check	0.019	B.2.4.5-3	28.4	0.005	0.005	No Message
N-3.60	C883	Pilote 100	25	Check	0.019	B.2.4.5-3	28.4	0.005	0.005	No Message
N-3.60	C883	Pilote 100	50	Check	0.02	B.2.4.5-3	28.4	0.005	0.005	No Message

CALLE 5BI 36-10 OF. 803 CALI TEL: 3545232. CEL: 313-7504395 / 3174391593. e-mail: wilfaiar@hotmail.com

TABLE: Concrete Column Summary - ACI 318-14

Story	Label	Design Section	Station	Design/Check	PMM Ratio	PMM Combo	As	At V Major	At V Minor	Warnings
			cm				cm²	cm²/cm	cm²/cm	
N-3.60	C884	Pilote 100	0	Check	0.02	B.2.4.5-3	28.4	0.005	0.006	No Message
N-3.60	C884	Pilote 100	25	Check	0.027	B.2.4.7-4	28.4	0.005	0.006	No Message
N-3.60	C884	Pilote 100	50	Check	0.036	B.2.4.7-4	28.4	0.005	0.006	No Message
N-3.60	C885	Pilote 100	0	Check	0.036	B.2.4.7-4	28.4	0.006	0.007	No Message
N-3.60	C885	Pilote 100	25	Check	0.049	B.2.4.7-4	28.4	0.006	0.007	No Message
N-3.60	C885	Pilote 100	50	Check	0.061	B.2.4.7-4	28.4	0.006	0.007	No Message
N-3.60	C886	Pilote 100	0	Check	0.061	B.2.4.7-4	28.4	0.007	0.007	No Message
N-3.60	C886	Pilote 100	25	Check	0.074	B.2.4.7-4	28.4	0.007	0.007	No Message
N-3.60	C886	Pilote 100	50	Check	0.088	B.2.4.7-4	28.4	0.007	0.007	No Message
N-3.60	C887	Pilote 100	0	Check	0.088	B.2.4.7-4	28.4	0.008	0.008	No Message
N-3.60	C887	Pilote 100	25	Check	0.102	B.2.4.7-4	28.4	0.008	0.008	No Message
N-3.60	C887	Pilote 100	50	Check	0.116	B.2.4.7-4	28.4	0.008	0.008	No Message
N-3.60	C888	Pilote 100	0	Check	0.116	B.2.4.7-4	28.4	0.008	0.008	No Message
N-3.60	C888	Pilote 100	25	Check	0.13	B.2.4.7-4	28.4	0.008	0.008	No Message
N-3.60	C888	Pilote 100	50	Check	0.144	B.2.4.7-4	28.4	0.008	0.008	No Message
N-3.60	C889	Pilote 100	0	Check	0.144	B.2.4.7-4	28.4	0.008	0.007	No Message
N-3.60	C889	Pilote 100	25	Check	0.158	B.2.4.7-4	28.4	0.008	0.007	No Message
N-3.60	C889	Pilote 100	50	Check	0.172	B.2.4.7-4	28.4	0.008	0.007	No Message
N-3.60	C890	Pilote 100	0	Check	0.172	B.2.4.7-4	28.4	0.007	0.006	No Message
N-3.60	C890	Pilote 100	25	Check	0.185	B.2.4.7-4	28.4	0.007	0.006	No Message
N-3.60	C890	Pilote 100	50	Check	0.197	B.2.4.7-4	28.4	0.007	0.006	No Message
N-3.60	C891	Pilote 100	0	Check	0.197	B.2.4.7-4	28.4	0.006	0.005	No Message
N-3.60	C891	Pilote 100	25	Check	0.208	B.2.4.7-4	28.4	0.006	0.005	No Message
N-3.60	C891	Pilote 100	50	Check	0.219	B.2.4.7-4	28.4	0.006	0.005	No Message
N-3.60	C892	Pilote 100	0	Check	0.219	B.2.4.7-4	28.4	0.004	0.003	No Message
N-3.60	C892	Pilote 100	25	Check	0.226	B.2.4.7-4	28.4	0.004	0.003	No Message
N-3.60	C892	Pilote 100	50	Check	0.234	B.2.4.7-4	28.4	0.004	0.003	No Message
N-3.60	C893	Pilote 100	0	Check	0.234	B.2.4.7-4	28.4	0.002	0.002	No Message
N-3.60	CB93	Pilote 100	25	Check	0.238	B.2.4.7-4	28.4	0.002	0.002	No Message
N-3.60	C893	Pilote 100	50	Check	0.242	B.2.4.7-4	28.4	0.002	0.002	No Message

CALLE 501 36-16 OF. 303 C.C. [illegible] TEL: 5545252 CEL: 313-7504395 - 317-4391593 e-mail: wilfajar@hotmail.com

TABLE: Concrete Column Summary - ACI 318-14

Story	Label	Design Section	Station	Design/Check	PMM Ratio	PMM Combo	As	At V Major	At V Minor	Warnings
			cm				cm^2	cm^2/cm	cm^2/cm	
N-3.60	C894	Pilote 100	0	Check	0.242	B.2.4.7-4	28.4	0.003	0.005	No Message
N-3.60	C894	Pilote 100	25	Check	0.241	B.2.4.7-4	28.4	0.003	0.005	No Message
N-3.60	C894	Pilote 100	50	Check	0.241	B.2.4.7-4	28.4	0.003	0.005	No Message
N-3.60	C895	Pilote 100	0	Check	0.241	B.2.4.7-4	28.4	0.006	0.010	No Message
N-3.60	C895	Pilote 100	25	Check	0.235	B.2.4.7-4	28.4	0.006	0.010	No Message
N-3.60	C895	Pilote 100	50	Check	0.229	B.2.4.7-4	28.4	0.006	0.010	No Message
N-3.60	C896	Pilote 100	0	Check	0.229	B.2.4.7-4	28.4	0.011	0.015	No Message
N-3.60	C896	Pilote 100	25	Check	0.217	B.2.4.7-4	28.4	0.011	0.015	No Message
N-3.60	C896	Pilote 100	50	Check	0.206	B.2.4.7-4	28.4	0.011	0.015	No Message
N-3.60	C897	Pilote 100	0	Check	0.206	B.2.4.7-4	28.4	0.016	0.021	No Message
N-3.60	C897	Pilote 100	25	Check	0.189	B.2.4.7-4	28.4	0.016	0.021	No Message
N-3.60	C897	Pilote 100	50	Check	0.173	B.2.4.7-4	28.4	0.016	0.021	No Message
N-3.60	C898	Pilote 100	0	Check	0.173	B.2.4.7-4	28.4	0.021	0.027	No Message
N-3.60	C898	Pilote 100	25	Check	0.151	B.2.4.7-4	28.4	0.021	0.027	No Message
N-3.60	C898	Pilote 100	50	Check	0.136	B.2.4.7-4	28.4	0.021	0.027	No Message
N-3.60	C899	Pilote 100	0	Check	0.136	B.2.4.7-4	28.4	0.026	0.033	No Message
N-3.60	C899	Pilote 100	25	Check	0.145	B.2.4.5-3	28.4	0.026	0.033	No Message
N-3.60	C899	Pilote 100	50	Check	0.178	B.2.4.5-8	28.4	0.026	0.033	No Message
N-3.60	C900	Pilote 100	0	Check	0.178	B.2.4.5-8	28.4	0.032	0.039	No Message
N-3.60	C900	Pilote 100	25	Check	0.227	B.2.4.5-8	28.4	0.032	0.039	No Message
N-3.60	C900	Pilote 100	50	Check	0.276	B.2.4.5-8	28.4	0.032	0.039	No Message
N-3.60	C901	Pilote 100	0	Check	0.276	B.2.4.5-8	28.4	0.036	0.044	No Message
N-3.60	C901	Pilote 100	25	Check	0.332	B.2.4.5-8	28.4	0.036	0.044	No Message
N-3.60	C901	Pilote 100	50	Check	0.392	B.2.4.5-8	28.4	0.036	0.044	No Message
N-3.60	C902	Pilote 100	0	Check	0.392	B.2.4.5-8	28.4	0.040	0.048	No Message
N-3.60	C902	Pilote 100	25	Check	0.457	B.2.4.5-8	28.4	0.040	0.048	No Message
N-3.60	C902	Pilote 100	50	Check	0.522	B.2.4.5-8	28.4	0.040	0.048	No Message
N-3.60	C903	Pilote 100	0	Check	0.522	B.2.4.5-8	28.4	0.000	0.000	No Message
N-3.60	C903	Pilote 100	0.1	Check	0.522	B.2.4.5-8	28.4	0.000	0.000	No Message
N-3.60	C903	Pilote 100	0.2	Check	0.523	B.2.4.5-8	28.4	0.000	0.000	No Message

TABLE: Concrete Column Summary - ACI 318-14

Story	Label	Design Section	Station	Design/Check	PMM Ratio	PMM Combo	As	At V Major	At V Minor	Warnings
			cm				cm²	cm²/cm	cm²/cm	
N-3.60	C5	Pilote 100	0	Check	0.026	B.2.4.5-3	28.4	0.002	0.003	No Message
N-3.60	C5	Pilote 100	25	Check	0.025	B.2.4.5-3	28.4	0.002	0.003	No Message
N-3.60	C5	Pilote 100	50	Check	0.024	B.2.4.5-3	28.4	0.002	0.003	No Message
N-3.60	C10	Pilote 100	0	Check	0.024	B.2.4.5-3	28.4	0.002	0.002	No Message
N-3.60	C10	Pilote 100	25	Check	0.023	B.2.4.5-3	28.4	0.002	0.002	No Message
N-3.60	C10	Pilote 100	50	Check	0.023	B.2.4.5-3	28.4	0.002	0.002	No Message
N-3.60	C11	Pilote 100	0	Check	0.023	B.2.4.5-3	28.4	0.003	0.002	No Message
N-3.60	C11	Pilote 100	25	Check	0.022	B.2.4.5-3	28.4	0.003	0.002	No Message
N-3.60	C11	Pilote 100	50	Check	0.021	B.2.4.5-3	28.4	0.003	0.002	No Message
N-3.60	C12	Pilote 100	0	Check	0.021	B.2.4.5-3	28.4	0.004	0.003	No Message
N-3.60	C12	Pilote 100	25	Check	0.021	B.2.4.5-3	28.4	0.004	0.003	No Message
N-3.60	C12	Pilote 100	50	Check	0.02	B.2.4.5-3	28.4	0.004	0.003	No Message
N-3.60	C13	Pilote 100	0	Check	0.02	B.2.4.5-3	28.4	0.005	0.003	No Message
N-3.60	C13	Pilote 100	25	Check	0.02	B.2.4.5-3	28.4	0.005	0.003	No Message
N-3.60	C13	Pilote 100	50	Check	0.02	B.2.4.5-3	28.4	0.005	0.003	No Message
N-3.60	C15	Pilote 100	0	Check	0.02	B.2.4.5-3	28.4	0.006	0.004	No Message
N-3.60	C15	Pilote 100	25	Check	0.02	B.2.4.5-3	28.4	0.006	0.004	No Message
N-3.60	C15	Pilote 100	50	Check	0.028	B.2.4.7-4	28.4	0.006	0.004	No Message
N-3.60	C23	Pilote 100	0	Check	0.028	B.2.4.7-4	28.4	0.007	0.005	No Message
N-3.60	C23	Pilote 100	25	Check	0.04	B.2.4.7-4	28.4	0.007	0.005	No Message
N-3.60	C23	Pilote 100	50	Check	0.052	B.2.4.7-4	28.4	0.007	0.005	No Message
N-3.60	C26	Pilote 100	0	Check	0.052	B.2.4.7-4	28.4	0.008	0.006	No Message
N-3.60	C26	Pilote 100	25	Check	0.066	B.2.4.7-4	28.4	0.008	0.006	No Message
N-3.60	C26	Pilote 100	50	Check	0.079	B.2.4.7-4	28.4	0.008	0.006	No Message
N-3.60	C38	Pilote 100	0	Check	0.079	B.2.4.7-4	28.4	0.009	0.007	No Message
N-3.60	C38	Pilote 100	25	Check	0.094	B.2.4.7-4	28.4	0.009	0.007	No Message
N-3.60	C38	Pilote 100	50	Check	0.108	B.2.4.7-4	28.4	0.009	0.007	No Message
N-3.60	C592	Pilote 100	0	Check	0.108	B.2.4.7-4	28.4	0.009	0.008	No Message
N-3.60	C592	Pilote 100	25	Check	0.123	B.2.4.7-4	28.4	0.009	0.008	No Message
N-3.60	C592	Pilote 100	50	Check	0.138	B.2.4.7-4	28.4	0.009	0.008	No Message

wilfajar@hotmail.com

TABLE: Concrete Column Summary - ACI 318-14

Story	Label	Design Section	Station	Design/Check	PMM Ratio	PMM Combo	As	At V Major	At V Minor	Warnings
			cm				cm²	cm²/cm	cm²/cm	
N-3.60	C593	Pilote 100	0	Check	0.138	B.2.4.7-4	28.4	0.009	0.008	No Message
N-3.60	C593	Pilote 100	25	Check	0.154	B.2.4.7-4	28.4	0.009	0.008	No Message
N-3.60	C593	Pilote 100	50	Check	0.169	B.2.4.7-4	28.4	0.009	0.008	No Message
N-3.60	C594	Pilote 100	0	Check	0.169	B.2.4.7-4	28.4	0.009	0.008	No Message
N-3.60	C594	Pilote 100	25	Check	0.183	B.2.4.7-4	28.4	0.009	0.008	No Message
N-3.60	C594	Pilote 100	50	Check	0.198	B.2.4.7-4	28.4	0.009	0.008	No Message
N-3.60	C595	Pilote 100	0	Check	0.198	B.2.4.7-4	28.4	0.007	0.008	No Message
N-3.60	C595	Pilote 100	25	Check	0.211	B.2.4.7-4	28.4	0.007	0.008	No Message
N-3.60	C595	Pilote 100	50	Check	0.224	B.2.4.7-4	28.4	0.007	0.008	No Message
N-3.60	C596	Pilote 100	0	Check	0.224	B.2.4.7-4	28.4	0.005	0.007	No Message
N-3.60	C596	Pilote 100	25	Check	0.235	B.2.4.7-4	28.4	0.005	0.007	No Message
N-3.60	C596	Pilote 100	50	Check	0.246	B.2.4.7-4	28.4	0.005	0.007	No Message
N-3.60	C597	Pilote 100	0	Check	0.246	B.2.4.7-4	28.4	0.003	0.006	No Message
N-3.60	C597	Pilote 100	25	Check	0.253	B.2.4.7-4	28.4	0.003	0.006	No Message
N-3.60	C597	Pilote 100	50	Check	0.26	B.2.4.7-4	28.4	0.003	0.006	No Message
N-3.60	C598	Pilote 100	0	Check	0.26	B.2.4.7-4	28.4	0.002	0.005	No Message
N-3.60	C598	Pilote 100	25	Check	0.264	B.2.4.7-4	28.4	0.002	0.005	No Message
N-3.60	C598	Pilote 100	50	Check	0.267	B.2.4.7-4	28.4	0.002	0.005	No Message
N-3.60	C599	Pilote 100	0	Check	0.267	B.2.4.7-4	28.4	0.006	0.005	No Message
N-3.60	C599	Pilote 100	25	Check	0.265	B.2.4.7-4	28.4	0.006	0.005	No Message
N-3.60	C599	Pilote 100	50	Check	0.264	B.2.4.7-4	28.4	0.006	0.005	No Message
N-3.60	C600	Pilote 100	0	Check	0.264	B.2.4.7-4	28.4	0.012	0.007	No Message
N-3.60	C600	Pilote 100	25	Check	0.255	B.2.4.7-4	28.4	0.012	0.007	No Message
N-3.60	C600	Pilote 100	50	Check	0.248	B.2.4.7-4	28.4	0.012	0.007	No Message
N-3.60	C601	Pilote 100	0	Check	0.248	B.2.4.7-4	28.4	0.017	0.010	No Message
N-3.60	C601	Pilote 100	25	Check	0.236	B.2.4.7-4	28.4	0.017	0.010	No Message
N-3.60	C601	Pilote 100	50	Check	0.226	B.2.4.7-4	28.4	0.017	0.010	No Message
N-3.60	C602	Pilote 100	0	Check	0.226	B.2.4.7-4	28.4	0.024	0.015	No Message
N-3.60	C602	Pilote 100	25	Check	0.218	B.2.4.7-8	28.4	0.024	0.015	No Message
N-3.60	C602	Pilote 100	50	Check	0.212	B.2.4.7-8	28.4	0.024	0.015	No Message

CALLE 58B 36-10 OF. 803 CALI VLL: 3545222, CEL. 313-2504395 - 317-4391593, e-mail: wilfajar@hotmail.com

TABLE: Concrete Column Summary - ACI 318-14

Story	Label	Design Section	Station	Design/Check	PMM Ratio	PMM Combo	As	At V Major	At V Minor	Warnings
			cm				cm^2	cm^2/cm	cm^2/cm	
N-3.60	C603	P100R	0	Check	0.124	B.2.4.7-8	51	0.031	0.020	No Message
N-3.60	C603	P100R	25	Check	0.118	B.2.4.7-8	51	0.031	0.020	No Message
N-3.60	C603	P100R	50	Check	0.114	B.2.4.7-8	51	0.031	0.020	No Message
N-3.60	C604	P100R	0	Check	0.114	B.2.4.7-8	51	0.038	0.026	No Message
N-3.60	C604	P100R	25	Check	0.121	B.2.4.5-3	51	0.038	0.026	No Message
N-3.60	C604	P100R	50	Check	0.139	B.2.4.7-4	51	0.038	0.026	No Message
N-3.60	C605	P100R	0	Check	0.139	B.2.4.7-4	51	0.045	0.031	No Message
N-3.60	C605	P100R	25	Check	0.165	B.2.4.7-4	51	0.045	0.031	No Message
N-3.60	C605	P100R	50	Check	0.196	B.2.4.7-4	51	0.045	0.031	No Message
N-3.60	C606	P100R	0	Check	0.196	B.2.4.7-4	51	0.051	0.036	No Message
N-3.60	C606	P100R	25	Check	0.232	B.2.4.7-4	51	0.051	0.036	No Message
N-3.60	C606	P100R	50	Check	0.269	B.2.4.7-4	51	0.051	0.036	No Message
N-3.60	C607	P100R	0	Check	0.269	B.2.4.7-4	51	0.055	0.040	No Message
N-3.60	C607	P100R	25	Check	0.311	B.2.4.5-3	51	0.055	0.040	No Message
N-3.60	C607	P100R	50	Check	0.355	B.2.4.5-3	51	0.055	0.040	No Message
N-3.60	C608	P100R	0	Check	0.355	B.2.4.5-3	51	0.000	0.551	No Message
N-3.60	C608	P100R	0.1	Check	0.355	B.2.4.5-3	51	0.000	0.551	No Message
N-3.60	C608	P100R	0.2	Check	0.355	B.2.4.5-3	51	0.000	0.551	No Message
N-3.60	C514	Pilote 100	0	Check	0.025	B.2.4.5-8	28.4	0.007	0.006	No Message
N-3.60	C514	Pilote 100	25	Check	0.024	B.2.4.5-8	28.4	0.007	0.006	No Message
N-3.60	C514	Pilote 100	50	Check	0.023	B.2.4.5-8	28.4	0.007	0.006	No Message
N-3.60	C515	Pilote 100	0	Check	0.023	B.2.4.5-8	28.4	0.006	0.004	No Message
N-3.60	C515	Pilote 100	25	Check	0.023	B.2.4.5-8	28.4	0.006	0.004	No Message
N-3.60	C515	Pilote 100	50	Check	0.022	B.2.4.5-8	28.4	0.006	0.004	No Message
N-3.60	C516	Pilote 100	0	Check	0.022	B.2.4.5-8	28.4	0.004	0.003	No Message
N-3.60	C516	Pilote 100	25	Check	0.028	B.2.4.7-8	28.4	0.004	0.003	No Message
N-3.60	C516	Pilote 100	50	Check	0.036	B.2.4.7-8	28.4	0.004	0.003	No Message
N-3.60	C517	Pilote 100	0	Check	0.036	B.2.4.7-8	28.4	0.004	0.003	No Message
N-3.60	C517	Pilote 100	25	Check	0.043	B.2.4.7-8	28.4	0.004	0.003	No Message
N-3.60	C517	Pilote 100	50	Check	0.051	B.2.4.7-8	28.4	0.004	0.003	No Message

wilfajar@hotmail.com

TABLE: Concrete Column Summary - ACI 318-14

Story	Label	Design Section	Station	Design/Check	PMM Ratio	PMM Combo	As	At V Major	At V Minor	Warnings
			cm				cm²	cm²/cm	cm²/cm	
N-3.60	C518	Pilote 100	0	Check	0.051	B.2.4.7-8	28.4	0.005	0.004	No Message
N-3.60	C518	Pilote 100	25	Check	0.058	B.2.4.7-8	28.4	0.005	0.004	No Message
N-3.60	C518	Pilote 100	50	Check	0.066	B.2.4.7-8	28.4	0.005	0.004	No Message
N-3.60	C519	Pilote 100	0	Check	0.066	B.2.4.7-8	28.4	0.006	0.005	No Message
N-3.60	C519	Pilote 100	25	Check	0.074	B.2.4.7-8	28.4	0.006	0.005	No Message
N-3.60	C519	Pilote 100	50	Check	0.082	B.2.4.7-8	28.4	0.006	0.005	No Message
N-3.60	C520	Pilote 100	0	Check	0.082	B.2.4.7-8	28.4	0.008	0.006	No Message
N-3.60	C520	Pilote 100	25	Check	0.092	B.2.4.7-8	28.4	0.008	0.006	No Message
N-3.60	C520	Pilote 100	50	Check	0.101	B.2.4.7-8	28.4	0.008	0.006	No Message
N-3.60	C521	Pilote 100	0	Check	0.101	B.2.4.7-8	28.4	0.009	0.007	No Message
N-3.60	C521	Pilote 100	25	Check	0.112	B.2.4.7-8	28.4	0.009	0.007	No Message
N-3.60	C521	Pilote 100	50	Check	0.123	B.2.4.7-8	28.4	0.009	0.007	No Message
N-3.60	C522	Pilote 100	0	Check	0.123	B.2.4.7-8	28.4	0.009	0.007	No Message
N-3.60	C522	Pilote 100	25	Check	0.134	B.2.4.7-8	28.4	0.009	0.007	No Message
N-3.60	C522	Pilote 100	50	Check	0.146	B.2.4.7-8	28.4	0.009	0.007	No Message
N-3.60	C523	Pilote 100	0	Check	0.146	B.2.4.7-8	28.4	0.009	0.007	No Message
N-3.60	C523	Pilote 100	25	Check	0.158	B.2.4.7-8	28.4	0.009	0.007	No Message
N-3.60	C523	Pilote 100	50	Check	0.169	B.2.4.7-8	28.4	0.009	0.007	No Message
N-3.60	C524	Pilote 100	0	Check	0.169	B.2.4.7-8	28.4	0.008	0.008	No Message
N-3.60	C524	Pilote 100	25	Check	0.181	B.2.4.7-8	28.4	0.008	0.008	No Message
N-3.60	C524	Pilote 100	50	Check	0.193	B.2.4.5-8	28.4	0.008	0.008	No Message
N-3.60	C525	Pilote 100	0	Check	0.193	B.2.4.5-8	28.4	0.010	0.008	No Message
N-3.60	C525	Pilote 100	25	Check	0.205	B.2.4.5-3	28.4	0.010	0.008	No Message
N-3.60	C525	Pilote 100	50	Check	0.217	B.2.4.5-3	28.4	0.010	0.008	No Message
N-3.60	C526	Pilote 100	0	Check	0.217	B.2.4.5-3	28.4	0.013	0.008	No Message
N-3.60	C526	Pilote 100	25	Check	0.227	B.2.4.5-3	28.4	0.013	0.008	No Message
N-3.60	C526	Pilote 100	50	Check	0.236	B.2.4.5-3	28.4	0.013	0.008	No Message
N-3.60	C527	Pilote 100	0	Check	0.236	B.2.4.5-3	28.4	0.016	0.007	No Message
N-3.60	C527	Pilote 100	25	Check	0.242	B.2.4.5-3	28.4	0.016	0.007	No Message
N-3.60	C527	Pilote 100	50	Check	0.25	B.2.4.7-8	28.4	0.016	0.007	No Message

CALLE 5BI 36-20 OF. 803 CALI TEL: 3545252, CEL. 313-7501395 / 3174391592, e-mail: wilfajar@hotmail.com

TABLE: Concrete Column Summary - ACI 318-14

Story	Label	Design Section	Station	Design/Check	PMM Ratio	PMM Combo	As	At V Major	At V Minor	Warnings
			cm				cm^2	cm^2/cm	cm^2/cm	
N-3.60	C528	Pilote 100	0	Check	0.25	B.2.4.7-8	28.4	0.015	0.006	No Message
N-3.60	C528	Pilote 100	25	Check	0.258	B.2.4.7-8	28.4	0.015	0.006	No Message
N-3.60	C528	Pilote 100	50	Check	0.267	B.2.4.7-8	28.4	0.015	0.006	No Message
N-3.60	C529	Pilote 100	0	Check	0.267	B.2.4.7-8	28.4	0.007	0.001	No Message
N-3.60	C529	Pilote 100	25	Check	0.28	B.2.4.7-8	28.4	0.007	0.001	No Message
N-3.60	C529	Pilote 100	50	Check	0.306	B.2.4.5-3	28.4	0.007	0.001	No Message
N-3.60	C530	Pilote 100	0	Check	0.306	B.2.4.5-3	28.4	0.012	0.002	No Message
N-3.60	C530	Pilote 100	25	Check	0.337	B.2.4.5-3	28.4	0.012	0.002	No Message
N-3.60	C530	Pilote 100	50	Check	0.369	B.2.4.5-3	28.4	0.012	0.002	No Message
N-3.60	C531	Pilote 100	0	Check	0.369	B.2.4.5-3	28.4	0.014	0.011	No Message
N-3.60	C531	Pilote 100	25	Check	0.403	B.2.4.5-3	28.4	0.014	0.011	No Message
N-3.60	C531	Pilote 100	50	Check	0.436	B.2.4.5-3	28.4	0.014	0.011	No Message
N-3.60	C532	Pilote 100	0	Check	0.436	B.2.4.5-3	28.4	0.018	0.016	No Message
N-3.60	C532	Pilote 100	25	Check	0.47	B.2.4.5-3	28.4	0.018	0.016	No Message
N-3.60	C532	Pilote 100	50	Check	0.504	B.2.4.5-3	28.4	0.018	0.016	No Message
N-3.60	C533	P100R	0	Check	0.297	B.2.4.5-3	51	0.020	0.022	No Message
N-3.60	C533	P100R	25	Check	0.317	B.2.4.5-3	51	0.020	0.022	No Message
N-3.60	C533	P100R	50	Check	0.339	B.2.4.5-3	51	0.020	0.022	No Message
N-3.60	C534	P100R	0	Check	0.339	B.2.4.5-3	51	0.022	0.028	No Message
N-3.60	C534	P100R	25	Check	0.362	B.2.4.5-3	51	0.022	0.028	No Message
N-3.60	C534	P100R	50	Check	0.391	B.2.4.5-8	51	0.022	0.028	No Message
N-3.60	C535	P100R	0	Check	0.391	B.2.4.5-8	51	0.024	0.033	No Message
N-3.60	C535	P100R	25	Check	0.422	B.2.4.5-8	51	0.024	0.033	No Message
N-3.60	C535	P100R	50	Check	0.456	B.2.4.5-8	51	0.024	0.033	No Message
N-3.60	C536	P100R	0	Check	0.456	B.2.4.5-8	51	0.025	0.039	No Message
N-3.60	C536	P100R	25	Check	0.493	B.2.4.5-8	51	0.025	0.039	No Message
N-3.60	C536	P100R	50	Check	0.534	B.2.4.5-8	51	0.025	0.039	No Message
N-3.60	C537	P100R	0	Check	0.534	B.2.4.5-8	51	0.049	0.043	No Message
N-3.60	C537	P100R	25	Check	0.579	B.2.4.5-8	51	0.049	0.043	No Message
N-3.60	C537	P100R	50	Check	0.625	B.2.4.5-8	51	0.049	0.043	No Message

160

TABLE: Concrete Column Summary - ACI 318-14

Story	Label	Design Section	Station	Design/Check	PMM Ratio	PMM Combo	As	At V Major	At V Minor	Warnings
			cm				cm^2	cm^2/cm	cm^2/cm	
N-3.60	C538	P100R	0	Check	0.625	B.2.4.5-8	51	0.053	0.047	No Message
N-3.60	C538	P100R	25	Check	0.674	B.2.4.5-8	51	0.053	0.047	No Message
N-3.60	C538	P100R	50	Check	0.725	B.2.4.5-8	51	0.053	0.047	No Message
N-3.60	C539	P100R	0	Check	0.725	B.2.4.5-8	51	0.000	0.000	No Message
N-3.60	C539	P100R	0.1	Check	0.725	B.2.4.5-8	51	0.000	0.000	No Message
N-3.60	C539	P100R	0.2	Check	0.725	B.2.4.5-8	51	0.000	0.000	No Message

CALLE 3BI 36-10 OF. 803 CALI TEL: 5545252, CEL: 313-7504395 - 3174391593, e-mail: wilfajar@hotmail.com

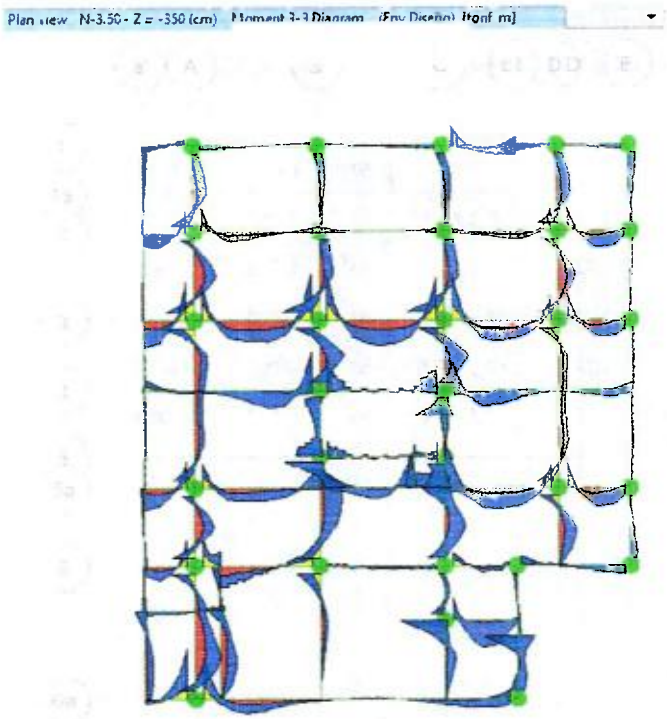

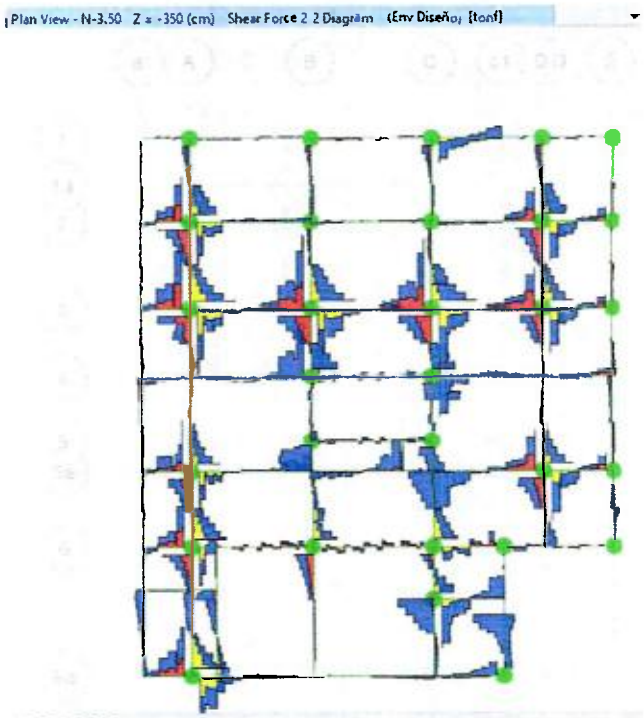

Figura 13 ***Diagramas de Momento y cortante en vigas principales cimentación Edificio B***

SECCIÓN: VIGA CIMENTACION 50 x 100

Base	50 cm
Altura	100 cm
Recubrimiento	7.5 cm
f'c	3000 psi
	21 MPa
fy	420 MPa
ρmin	0.0033
As.min	15.3 cm²

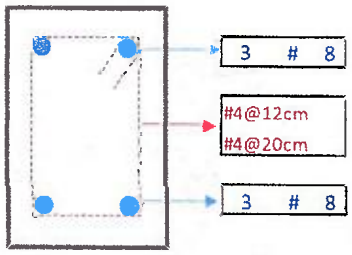

Refuerzo Base 3 # 8
Ast. Base: 15.3 cm²

OK, Cumple Acero minimo

ρb 0.0213
ρ.max= 0.75*ρb 0.0159
As.max 74 cm²

OK, Cumple Cuantia Máxima

Refuerzo Superior	3 # 8 2 # 8	26 cm²
Refuerzo Inferior	3 # 8 5 # 8	41 cm²

0,63*ρb*b*d: 64 cm²
(Ast1 - Ast2) < 0,63*ρb*b*d
Ok, El diseño es SubReforzado

Separación Zona Confinada x<2H y Zona de Traslapos

X: cara del apoyo	200.0 cm
d/4	23.8 cm
8*bd	20.3 cm
24*dbe E # 4	30.5 cm
Menor a 30cm	30.0 cm
Separacion Máxima	20.3 cm
Separacion Usada	12.0 cm

Separación Zona NO Confinada x>2H

Distancia 2H	200.0 cm
d/2	46.2 cm
Separacion Máxima	46.2 cm
Separacion Usada	20.0 cm

Revisión Cortante

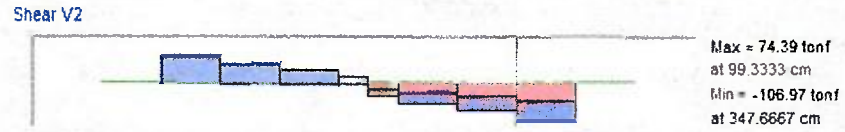

$Vu =$ 107.0 ton

$\frac{V_{ud}}{b_w d} =$ 23.1kg/cm²

$\frac{\phi\sqrt{f'c}}{6} =$ 5.84kg/cm² Av: 3 ramas

$\frac{\phi Av * fy}{b_w s} =$ 20.4kg/cm²

$\frac{\phi Vn}{b_w d} = \frac{\phi\sqrt{f'c}}{6} + \frac{\phi Av * fy}{b_w s}$

$\frac{\phi Vn}{b_w d} =$ 26.2kg/cm²

$\phi Vn =$ 121.3 ton

$\frac{Vu}{b_w d} < \frac{\phi Vn}{b_w d}$: Cumple

CALLE 5BI 36-10 OF. 803 CALI TEL: 5545232, CEL: 313-7501395 / 3174391593, e-mail: wilfaiar@hotmail.com

Tabla 14 ***Reporte de diseño de vigas de cimentación Edificio B***

TABLE: Concrete Beam Summary - ACI 318-14

Story	Label	Unique Name	Design Section	Station	As Top Combo	As Top	As Bottom	At Shear	Al Torsion	At Torsion
				cm		cm^2	cm^2	cm^2/cm	cm^2	cm^2/cm
N-3.60	B5	1488	VC0.5x1	8.0	B.2.4.5-8	4.00	3.30	0.04	14.40	0.05
N-3.60	B5	1488	VC0.5x1	33.8	B.2.4.5-8	4.70	4.70	0.04	14.40	0.05
N-3.60	B5	1488	VC0.5x1	59.5	B.2.4.5-8	4.70	4.70	0.04	14.40	0.05
N-3.60	B5	1488	VC0.5x1	59.5	B.2.4.5-8	4.80	4.80	0.04	15.40	0.06
N-3.60	B5	1488	VC0.5x1	85.3	B.2.4.5-8	4.80	4.80	0.04	15.40	0.06
N-3.60	B5	1488	VC0.5x1	111.0	B.2.4.5-8	4.80	4.80	0.04	15.40	0.06
N-3.60	B5	1488	VC0.5x1	111.0	B.2.4.5-3	6.10	4.90	0.04	13.30	0.05
N-3.60	B5	1488	VC0.5x1	136.7	B.2.4.5-3	5.70	4.90	0.04	13.30	0.05
N-3.60	B5	1488	VC0.5x1	162.5	B.2.4.5-3	5.50	4.90	0.04	13.30	0.05
N-3.60	B5	1488	VC0.5x1	162.5	B.2.4.5-3	6.70	5.10	0.04	14.40	0.05
N-3.60	B5	1488	VC0.5x1	188.3	B.2.4.5-3	6.70	5.40	0.04	14.40	0.05
N-3.60	B5	1488	VC0.5x1	214.0	B.2.4.5-3	6.70	5.80	0.04	14.40	0.05
N-3.60	B5	1488	VC0.5x1	214.0	B.2.4.5-3	8.00	7.10	0.04	14.50	0.05
N-3.60	B5	1488	VC0.5x1	239.8	B.2.4.5-3	8.00	7.20	0.04	14.50	0.05
N-3.60	B5	1488	VC0.5x1	265.5	B.2.4.5-3	8.00	7.30	0.04	14.50	0.05
N-3.60	B5	1488	VC0.5x1	265.5	B.2.4.5-8	2.50	2.50	0.00	0.00	0.00
N-3.60	B5	1488	VC0.5x1	266.0	B.2.4.5-8	2.50	2.50	0.00	0.00	0.00

TABLE: Concrete Beam Summary - ACI 318-14

Story	Label	Unique Name	Design Section	Station	As Top Combo	As Top	As Bottom	At Shear	Al Torsion	At Torsion
				cm		cm²	cm²	cm²/cm	cm²	cm²/cm
N-3.60	B5	1488	VC0.5x1	266.0	B.2.4.7-4	11.10	29.70	0.13	0.00	0.00
N-3.60	B5	1488	VC0.5x1	291.5	B.2.4.7-4	9.10	22.30	0.13	0.00	0.00
N-3.60	B5	1488	VC0.5x1	317.0	B.2.4.7-4	7.30	15.40	0.13	0.00	0.00
N-3.60	B5	1488	VC0.5x1	317.0	B.2.4.7-4	7.00	15.40	0.14	0.00	0.00
N-3.60	B5	1488	VC0.5x1	342.8	B.2.4.7-8	5.90	14.70	0.14	0.00	0.00
N-3.60	B5	1488	VC0.5x1	368.5	B.2.4.7-8	6.40	12.10	0.15	0.00	0.00
N-3.60	B5	1488	VC0.5x1	368.5	B.2.4.7-8	6.60	12.00	0.12	0.00	0.00
N-3.60	B5	1488	VC0.5x1	370.0	B.2.4.7-8	6.60	12.00	0.12	0.00	0.00
N-3.60	B6	1423	VC0.5x1	49.7	B.2.4.5-8	12.10	10.30	0.23	0.00	0.00
N-3.60	B6	1423	VC0.5x1	99.3	B.2.4.5-8	15.40	9.50	0.23	0.00	0.00
N-3.60	B6	1423	VC0.5x1	99.3	B.2.4.5-8	15.40	9.40	0.18	0.00	0.00
N-3.60	B6	1423	VC0.5x1	149.0	B.2.4.5-3	15.80	9.40	0.18	0.00	0.00
N-3.60	B6	1423	VC0.5x1	149.0	B.2.4.5-3	16.30	9.40	0.14	0.00	0.00
N-3.60	B6	1423	VC0.5x1	198.7	B.2.4.5-3	21.40	9.40	0.14	0.00	0.00
N-3.60	B6	1423	VC0.5x1	198.7	B.2.4.5-3	21.80	9.40	0.10	0.00	0.00
N-3.60	B6	1423	VC0.5x1	223.5	B.2.4.5-3	23.30	9.40	0.11	0.00	0.00
N-3.60	B6	1423	VC0.5x1	223.5	B.2.4.5-3	23.40	9.50	0.19	0.00	0.00
N-3.60	B6	1423	VC0.5x1	248.3	B.2.4.5-3	20.80	9.50	0.19	0.00	0.00

TABLE: Concrete Beam Summary - ACI 318-14

Story	Label	Unique Name	Design Section	Station	As Top Combo	As Top	As Bottom	At Shear	Al Torsion	At Torsion
				cm		cm²	cm²	cm²/cm	cm²	cm²/cm
N-3.60	B6	1423	VC0.5x1	248.3	B.2.4.5-3	20.10	9.50	0.25	0.00	0.00
N-3.60	B6	1423	VC0.5x1	298.0	B.2.4.5-3	15.40	9.50	0.25	0.00	0.00
N-3.60	B6	1423	VC0.5x1	298.0	B.2.4.5-8	14.90	9.50	0.32	0.00	0.00
N-3.60	B6	1423	VC0.5x1	347.7	B.2.4.5-8	9.50	14.30	0.31	0.00	0.00
N-3.60	B6	1423	VC0.5x1	347.7	B.2.4.5-8	9.40	15.40	0.27	0.00	0.00
N-3.60	B6	1423	VC0.5x1	397.3	B.2.4.5-8	1.70	25.30	0.27	0.00	0.00
N-3.60	B9	1424	VC0.5x1	49.7	B.2.4.7-8	11.50	14.70	0.27	0.00	0.00
N-3.60	B9	1424	VC0.5x1	99.3	B.2.4.5-8	15.40	9.00	0.27	0.00	0.00
N-3.60	B9	1424	VC0.5x1	99.3	B.2.4.5-8	15.40	9.10	0.20	0.00	0.00
N-3.60	B9	1424	VC0.5x1	149.0	B.2.4.5-3	16.00	9.10	0.20	0.00	0.00
N-3.60	B9	1424	VC0.5x1	149.0	B.2.4.5-3	16.50	9.10	0.15	0.00	0.00
N-3.60	B9	1424	VC0.5x1	198.7	B.2.4.5-3	22.50	9.10	0.15	0.00	0.00
N-3.60	B9	1424	VC0.5x1	198.7	B.2.4.5-3	23.00	9.20	0.11	0.00	0.00
N-3.60	B9	1424	VC0.5x1	223.5	B.2.4.5-3	24.80	9.20	0.11	0.00	0.00
N-3.60	B9	1424	VC0.5x1	223.5	B.2.4.5-3	24.90	9.20	0.18	0.00	0.00
N-3.60	B9	1424	VC0.5x1	248.3	B.2.4.5-3	22.40	9.20	0.18	0.00	0.00
N-3.60	B9	1424	VC0.5x1	248.3	B.2.4.5-3	21.60	9.20	0.24	0.00	0.00
N-3.60	B9	1424	VC0.5x1	298.0	B.2.4.5-3	15.40	9.20	0.24	0.00	0.00

CALLE 50C 36-19 OF. 503 CALI TEL: 5545232 CEL: 315-7504295 - 317-4591593, email: wilfajar@hotmail.com

TABLE: Concrete Beam Summary - ACI 318-14

Story	Label	Unique Name	Design Section	Station	As Top Combo	As Top	As Bottom	At Shear	Al Torsion	At Torsion
				cm		cm²	cm²	cm²/cm	cm²	cm²/cm
N-3.60	B9	1424	VC0.5x1	298.0	B.2.4.5-3	15.40	9.20	0.31	0.00	0.00
N-3.60	B9	1424	VC0.5x1	347.7	B.2.4.5-8	9.20	12.40	0.31	0.00	0.00
N-3.60	B9	1424	VC0.5x1	347.7	B.2.4.5-8	9.20	13.50	0.27	0.00	0.00
N-3.60	B9	1424	VC0.5x1	397.3	B.2.4.5-8	1.90	24.00	0.27	0.00	0.00
N-3.60	B10	1405	VC0.5x1	8.0	B.2.4.7-4	6.90	26.30	0.00	28.60	0.11
N-3.60	B10	1405	VC0.5x1	33.8	B.2.4.5-3	12.30	25.00	0.00	28.60	0.11
N-3.60	B10	1405	VC0.5x1	59.5	B.2.4.5-3	12.30	23.50	0.00	28.60	0.11
N-3.60	B10	1405	VC0.5x1	59.5	B.2.4.5-3	12.20	17.30	0.00	27.00	0.10
N-3.60	B10	1405	VC0.5x1	84.0	B.2.4.5-3	12.20	17.10	0.00	27.00	0.10
N-3.60	B10	1405	VC0.5x1	84.0	B.2.4.5-3	15.40	15.40	0.16	13.10	0.04
N-3.60	B10	1405	VC0.5x1	111.0	B.2.4.5-3	15.40	15.40	0.16	13.10	0.04
N-3.60	B10	1405	VC0.5x1	111.0	B.2.4.5-3	15.30	15.30	0.15	14.10	0.03
N-3.60	B10	1405	VC0.5x1	136.7	B.2.4.5-3	15.30	15.30	0.15	14.10	0.03
N-3.60	B10	1405	VC0.5x1	162.5	B.2.4.5-3	15.30	15.30	0.15	14.10	0.03
N-3.60	B10	1405	VC0.5x1	162.5	B.2.4.5-3	15.40	15.40	0.15	0.00	0.00
N-3.60	B10	1405	VC0.5x1	168.0	B.2.4.5-3	15.40	15.40	0.15	0.00	0.00
N-3.60	B10	1405	VC0.5x1	168.0	B.2.4.5-3	15.40	15.40	0.15	0.00	0.00
N-3.60	B10	1405	VC0.5x1	214.0	B.2.4.5-3	15.40	15.40	0.15	0.00	0.00

CALLE 5BI 36-10 OF. 803 CALI TEL: 5545232, CEL: 313-7501395 - 3174391592, email: wilfajar@hotmail.com

TABLE: Concrete Beam Summary - ACI 318-14

Story	Label	Unique Name	Design Section	Station	As Top Combo	As Top	As Bottom	At Shear	Al Torsion	At Torsion
				cm		cm²	cm²	cm²/cm	cm²	cm²/cm
N-3.60	B10	1405	VC0.5x1	214.0	B.2.4.5-3	15.40	15.40	0.16	0.00	0.00
N-3.60	B10	1405	VC0.5x1	252.0	B.2.4.5-3	15.40	15.40	0.15	0.00	0.00
N-3.60	B10	1405	VC0.5x1	252.0	B.2.4.5-3	15.00	15.40	0.15	0.00	0.00
N-3.60	B10	1405	VC0.5x1	265.5	B.2.4.5-3	15.00	15.40	0.15	0.00	0.00
N-3.60	B10	1405	VC0.5x1	265.5	B.2.4.5-3	15.30	15.40	0.16	0.00	0.00
N-3.60	B10	1405	VC0.5x1	291.2	B.2.4.5-3	15.30	15.40	0.16	0.00	0.00
N-3.60	B10	1405	VC0.5x1	317.0	B.2.4.5-3	15.30	15.40	0.16	0.00	0.00
N-3.60	B10	1405	VC0.5x1	317.0	B.2.4.5-3	15.30	18.50	0.15	0.00	0.00
N-3.60	B10	1405	VC0.5x1	336.0	B.2.4.5-3	15.30	18.60	0.15	0.00	0.00
N-3.60	B10	1405	VC0.5x1	336.0	B.2.4.5-8	11.50	16.50	0.16	0.00	0.00
N-3.60	B10	1405	VC0.5x1	368.5	B.2.4.5-8	11.50	16.10	0.16	0.00	0.00
N-3.60	B10	1405	VC0.5x1	368.5	B.2.4.5-8	11.50	15.40	0.17	0.00	0.00
N-3.60	B10	1405	VC0.5x1	370.0	B.2.4.7-8	8.30	15.40	0.17	0.00	0.00
N-3.60	B13	1419	VC0.5x1	50.0	B.2.4.5-3	1.00	48.20	0.00	0.00	0.00
N-3.60	B13	1419	VC0.5x1	50.6	B.2.4.5-3	15.30	47.70	0.00	0.00	0.00
N-3.60	B13	1419	VC0.5x1	50.6	B.2.4.5-3	15.40	46.10	0.00	0.00	0.00
N-3.60	B13	1419	VC0.5x1	76.0	B.2.4.5-3	15.40	30.30	0.00	0.00	0.00
N-3.60	B13	1419	VC0.5x1	101.3	B.2.4.5-3	15.40	16.10	0.00	0.00	0.00

wilfajar@hotmail.com

TABLE: Concrete Beam Summary - ACI 318-14

Story	Label	Unique Name	Design Section	Station	As Top Combo	As Top	As Bottom	At Shear	Al Torsion	At Torsion
				cm		cm²	cm²	cm²/cm	cm²	cm²/cm
N-3.60	B13	1419	VC0.5x1	101.3	B.2.4.5-3	15.40	15.40	0.27	0.00	0.00
N-3.60	B13	1419	VC0.5x1	114.5	B.2.4.5-3	15.40	15.40	0.27	0.00	0.00
N-3.60	B13	1419	VC0.5x1	114.5	B.2.4.5-3	15.40	15.40	0.22	0.00	0.00
N-3.60	B13	1419	VC0.5x1	151.9	B.2.4.5-3	15.40	15.40	0.22	0.00	0.00
N-3.60	B13	1419	VC0.5x1	151.9	B.2.4.5-3	15.40	15.40	0.20	0.00	0.00
N-3.60	B13	1419	VC0.5x1	177.3	B.2.4.5-3	15.40	15.40	0.20	0.00	0.00
N-3.60	B13	1419	VC0.5x1	202.6	B.2.4.2-2	15.40	15.40	0.20	0.00	0.00
N-3.60	B13	1419	VC0.5x1	202.6	B.2.4.4-4	15.40	15.40	0.15	0.00	0.00
N-3.60	B13	1419	VC0.5x1	234.5	B.2.4.5-8	18.60	15.40	0.16	0.00	0.00
N-3.60	B13	1419	VC0.5x1	234.5	B.2.4.5-8	19.00	15.40	0.05	0.00	0.00
N-3.60	B13	1419	VC0.5x1	253.2	B.2.4.5-8	19.40	15.40	0.05	0.00	0.00
N-3.60	B13	1419	VC0.5x1	253.2	B.2.4.5-8	19.60	15.40	0.05	0.00	0.00
N-3.60	B13	1419	VC0.5x1	278.5	B.2.4.5-8	20.30	15.40	0.05	0.00	0.00
N-3.60	B13	1419	VC0.5x1	303.9	B.2.4.5-8	20.90	15.40	0.05	0.00	0.00
N-3.60	B13	1419	VC0.5x1	303.9	B.2.4.5-8	21.00	15.40	0.04	0.00	0.00
N-3.60	B13	1419	VC0.5x1	329.2	B.2.4.5-8	21.30	15.40	0.04	0.00	0.00
N-3.60	B13	1419	VC0.5x1	354.5	B.2.4.5-8	21.60	15.40	0.04	0.00	0.00
N-3.60	B13	1419	VC0.5x1	354.5	B.2.4.5-3	21.40	15.40	0.06	0.00	0.00

CALLE 5BI 36-10 OF: 803 CALI TEL: 5545222 CEL: 313-7504395 / 3174391593, e-mail: wilfajar@hotmail.com

TABLE: Concrete Beam Summary - ACI 318-14

Story	Label	Unique Name	Design Section	Station	As Top Combo	As Top	As Bottom	At Shear	Al Torsion	At Torsion
				cm		cm^2	cm^2	cm^2/cm	cm^2	cm^2/cm
N-3.60	B13	1419	VC0.5x1	379.8	B.2.4.5-3	20.70	15.40	0.05	0.00	0.00
N-3.60	B13	1419	VC0.5x1	405.1	B.2.4.5-3	20.00	15.40	0.05	0.00	0.00
N-3.60	B13	1419	VC0.5x1	405.1	B.2.4.5-3	19.90	15.40	0.06	0.00	0.00
N-3.60	B13	1419	VC0.5x1	430.5	B.2.4.5-3	19.10	15.40	0.06	0.00	0.00
N-3.60	B13	1419	VC0.5x1	455.8	B.2.4.5-3	18.30	15.40	0.06	0.00	0.00
N-3.60	B13	1419	VC0.5x1	455.8	B.2.4.5-3	18.10	15.40	0.05	0.00	0.00
N-3.60	B13	1419	VC0.5x1	474.5	B.2.4.5-3	17.70	15.40	0.05	0.00	0.00
N-3.60	B13	1419	VC0.5x1	474.5	B.2.4.5-3	17.50	15.40	0.11	0.00	0.00
N-3.60	B13	1419	VC0.5x1	506.4	B.2.4.4-4	15.40	15.40	0.11	0.00	0.00
N-3.60	B13	1419	VC0.5x1	506.4	B.2.4.2-2	15.40	15.40	0.13	0.00	0.00
N-3.60	B13	1419	VC0.5x1	531.8	B.2.4.5-3	15.40	15.40	0.13	0.00	0.00
N-3.60	B13	1419	VC0.5x1	557.1	B.2.4.5-3	15.40	15.40	0.13	0.00	0.00
N-3.60	B13	1419	VC0.5x1	557.1	B.2.4.5-3	15.40	15.40	0.14	0.00	0.00
N-3.60	B13	1419	VC0.5x1	594.5	B.2.4.5-3	15.40	15.40	0.14	0.00	0.00
N-3.60	B13	1419	VC0.5x1	594.5	B.2.4.5-3	15.40	15.40	0.18	0.00	0.00
N-3.60	B13	1419	VC0.5x1	607.7	B.2.4.5-3	15.40	15.40	0.18	0.00	0.00
N-3.60	B13	1419	VC0.5x1	607.7	B.2.4.5-3	15.40	15.40	0.36	0.00	0.00
N-3.60	B13	1419	VC0.5x1	633.0	B.2.4.5-3	15.40	15.40	0.35	0.00	0.00

wilfajar@hotmail.com

TABLE: Concrete Beam Summary - ACI 318-14

Story	Label	Unique Name	Design Section	Station	As Top Combo	As Top	As Bottom	At Shear	Al Torsion	At Torsion
				cm		cm²	cm²	cm²/cm	cm²	cm²/cm
N-3.60	B13	1419	VC0.5x1	658.4	B.2.4.5-3	15.40	22.10	0.35	0.00	0.00
N-3.60	B13	1419	VC0.5x1	658.4	B.2.4.5-3	15.40	22.40	0.36	0.00	0.00
N-3.60	B13	1419	VC0.5x1	659.0	B.2.4.5-3	1.70	22.60	0.36	0.00	0.00
N-3.60	B14	1506	VC0.5x1	50.0	B.2.4.5-8	1.20	47.10	0.00	0.00	0.00
N-3.60	B14	1506	VC0.5x1	51.7	B.2.4.5-8	15.30	45.70	0.00	0.00	0.00
N-3.60	B14	1506	VC0.5x1	51.7	B.2.4.5-8	15.40	43.60	0.00	0.00	0.00
N-3.60	B14	1506	VC0.5x1	87.5	B.2.4.5-8	15.40	21.20	0.00	0.00	0.00
N-3.60	B14	1506	VC0.5x1	87.5	B.2.4.5-8	15.40	17.60	0.20	0.00	0.00
N-3.60	B14	1506	VC0.5x1	103.3	B.2.4.5-8	15.40	15.40	0.20	0.00	0.00
N-3.60	B14	1506	VC0.5x1	103.3	B.2.4.5-8	15.40	15.40	0.31	0.00	0.00
N-3.60	B14	1506	VC0.5x1	129.2	B.2.4.5-8	15.40	15.40	0.31	0.00	0.00
N-3.60	B14	1506	VC0.5x1	155.0	B.2.4.5-8	15.40	15.40	0.31	0.00	0.00
N-3.60	B14	1506	VC0.5x1	155.0	B.2.4.5-8	15.40	15.40	0.23	0.00	0.00
N-3.60	B14	1506	VC0.5x1	180.8	B.2.4.5-8	15.40	15.40	0.23	0.00	0.00
N-3.60	B14	1506	VC0.5x1	206.7	B.2.4.5-8	17.10	15.40	0.23	0.00	0.00
N-3.60	B14	1506	VC0.5x1	206.7	B.2.4.5-8	17.60	15.40	0.04	0.00	0.00
N-3.60	B14	1506	VC0.5x1	207.5	B.2.4.5-8	17.60	15.40	0.04	0.00	0.00
N-3.60	B14	1506	VC0.5x1	207.5	B.2.4.5-8	17.50	15.40	0.08	0.00	0.00

TABLE: Concrete Beam Summary - ACI 318-14

Story	Label	Unique Name	Design Section	Station	As Top Combo	As Top	As Bottom	At Shear	Al Torsion	At Torsion
				cm		cm^2	cm^2	cm^2/cm	cm^2	cm^2/cm
N-3.60	B14	1506	VC0.5x1	232.9	B.2.4.5-8	19.40	15.40	0.08	0.00	0.00
N-3.60	B14	1506	VC0.5x1	258.3	B.2.4.5-8	21.30	15.40	0.08	0.00	0.00
N-3.60	B14	1506	VC0.5x1	258.3	B.2.4.5-8	21.50	15.40	0.06	0.00	0.00
N-3.60	B14	1506	VC0.5x1	284.2	B.2.4.5-8	23.00	15.40	0.06	0.00	0.00
N-3.60	B14	1506	VC0.5x1	310.0	B.2.4.5-8	24.60	15.40	0.07	0.00	0.00
N-3.60	B14	1506	VC0.5x1	310.0	B.2.4.5-8	24.80	15.40	0.04	0.00	0.00
N-3.60	B14	1506	VC0.5x1	327.5	B.2.4.5-8	25.40	15.40	0.04	0.00	0.00
N-3.60	B14	1506	VC0.5x1	327.5	B.2.4.5-8	25.40	15.40	0.01	0.00	0.00
N-3.60	B14	1506	VC0.5x1	361.7	B.2.4.5-8	25.50	15.40	0.01	0.00	0.00
N-3.60	B14	1506	VC0.5x1	361.7	B.2.4.5-8	25.50	15.40	0.01	0.00	0.00
N-3.60	B14	1506	VC0.5x1	387.5	B.2.4.5-8	25.40	15.40	0.01	0.00	0.00
N-3.60	B14	1506	VC0.5x1	413.3	B.2.4.5-8	25.40	15.40	0.01	0.00	0.00
N-3.60	B14	1506	VC0.5x1	413.3	B.2.4.5-8	25.40	15.40	0.02	0.00	0.00
N-3.60	B14	1506	VC0.5x1	447.5	B.2.4.5-8	25.20	15.40	0.01	0.00	0.00
N-3.60	B14	1506	VC0.5x1	447.5	B.2.4.5-8	25.20	15.40	0.04	0.00	0.00
N-3.60	B14	1506	VC0.5x1	465.0	B.2.4.5-8	24.60	15.40	0.04	0.00	0.00
N-3.60	B14	1506	VC0.5x1	465.0	B.2.4.5-8	24.30	15.40	0.07	0.00	0.00
N-3.60	B14	1506	VC0.5x1	490.8	B.2.4.5-8	22.80	15.40	0.06	0.00	0.00

wilfajar@hotmail.com

TABLE: Concrete Beam Summary - ACI 318-14

Story	Label	Unique Name	Design Section	Station	As Top Combo	As Top	As Bottom	At Shear	Al Torsion	At Torsion
				cm		cm²	cm²	cm²/cm	cm²	cm²/cm
N-3.60	B14	1506	VC0.5x1	516.7	B.2.4.5-8	21.40	15.40	0.06	0.00	0.00
N-3.60	B14	1506	VC0.5x1	516.7	B.2.4.5-8	21.10	15.40	0.08	0.00	0.00
N-3.60	B14	1506	VC0.5x1	542.1	B.2.4.5-8	19.20	15.40	0.08	0.00	0.00
N-3.60	B14	1506	VC0.5x1	567.5	B.2.4.5-8	17.40	15.40	0.08	0.00	0.00
N-3.60	B14	1506	VC0.5x1	567.5	B.2.4.5-8	17.50	15.40	0.04	0.00	0.00
N-3.60	B14	1506	VC0.5x1	568.3	B.2.4.5-8	17.50	15.40	0.04	0.00	0.00
N-3.60	B14	1506	VC0.5x1	568.3	B.2.4.5-8	17.00	15.40	0.22	0.00	0.00
N-3.60	B14	1506	VC0.5x1	594.2	B.2.4.5-8	15.40	15.40	0.22	0.00	0.00
N-3.60	B14	1506	VC0.5x1	620.0	B.2.4.5-8	15.40	15.40	0.22	0.00	0.00
N-3.60	B14	1506	VC0.5x1	620.0	B.2.4.5-8	15.40	15.40	0.29	0.00	0.00
N-3.60	B14	1506	VC0.5x1	645.8	B.2.4.5-8	15.40	15.40	0.29	0.00	0.00
N-3.60	B14	1506	VC0.5x1	671.7	B.2.4.5-8	15.40	15.40	0.29	0.00	0.00
N-3.60	B14	1506	VC0.5x1	671.7	B.2.4.5-8	15.40	15.40	0.19	0.00	0.00
N-3.60	B14	1506	VC0.5x1	687.5	B.2.4.5-8	15.40	15.70	0.19	0.00	0.00
N-3.60	B14	1506	VC0.5x1	687.5	B.2.4.5-8	15.40	19.10	0.00	0.00	0.00
N-3.60	B14	1506	VC0.5x1	723.3	B.2.4.5-8	15.40	40.20	0.00	0.00	0.00
N-3.60	B14	1506	VC0.5x1	723.3	B.2.4.5-8	15.10	42.20	0.00	0.00	0.00
N-3.60	B14	1506	VC0.5x1	725.0	B.2.4.5-3	1.20	43.50	0.00	0.00	0.00

CALLE 5BI 36-10 OF. 803 CALI TEL: 5545252 CEL: 315-7501395 / 3174391593, e-mail: wilfajar@hotmail.com

TABLE: Concrete Beam Summary - ACI 318-14

Story	Label	Unique Name	Design Section	Station	As Top Combo	As Top	As Bottom	At Shear	Al Torsion	At Torsion
				cm		cm^2	cm^2	cm^2/cm	cm^2	cm^2/cm
N-3.60	B15	1503	VC0.5x1	50.0	B.2.4.5-3	2.30	34.60	0.00	0.00	0.00
N-3.60	B15	1503	VC0.5x1	51.7	B.2.4.5-3	15.40	33.40	0.00	0.00	0.00
N-3.60	B15	1503	VC0.5x1	51.7	B.2.4.5-3	15.40	31.40	0.00	0.00	0.00
N-3.60	B15	1503	VC0.5x1	87.5	B.2.4.5-3	15.40	15.40	0.00	0.00	0.00
N-3.60	B15	1503	VC0.5x1	87.5	B.2.4.5-3	15.40	15.40	0.18	0.00	0.00
N-3.60	B15	1503	VC0.5x1	103.3	B.2.4.5-3	15.40	15.40	0.18	0.00	0.00
N-3.60	B15	1503	VC0.5x1	103.3	B.2.4.5-3	15.40	15.40	0.24	0.00	0.00
N-3.60	B15	1503	VC0.5x1	129.2	B.2.4.5-3	15.40	15.40	0.24	0.00	0.00
N-3.60	B15	1503	VC0.5x1	155.0	B.2.4.5-3	15.40	15.40	0.25	0.00	0.00
N-3.60	B15	1503	VC0.5x1	155.0	B.2.4.5-3	15.40	15.40	0.19	0.00	0.00
N-3.60	B15	1503	VC0.5x1	180.8	B.2.4.4-4	15.40	15.40	0.19	0.00	0.00
N-3.60	B15	1503	VC0.5x1	206.7	B.2.4.5-3	19.30	15.40	0.19	0.00	0.00
N-3.60	B15	1503	VC0.5x1	206.7	B.2.4.5-3	19.60	15.40	0.01	0.00	0.00
N-3.60	B15	1503	VC0.5x1	207.5	B.2.4.5-3	19.60	15.40	0.01	0.00	0.00
N-3.60	B15	1503	VC0.5x1	207.5	B.2.4.5-3	19.30	15.40	0.05	0.00	0.00
N-3.60	B15	1503	VC0.5x1	232.9	B.2.4.5-3	20.10	15.40	0.05	0.00	0.00
N-3.60	B15	1503	VC0.5x1	258.3	B.2.4.5-3	21.00	15.40	0.05	0.00	0.00
N-3.60	B15	1503	VC0.5x1	258.3	B.2.4.5-3	21.10	15.40	0.04	0.00	0.00

CALLE 38 36-18 OF. 503 CALI (T.L. 5545252 CEL. 312-7944393 317-4191593. e-mail: wilfajar@hotmail.com

TABLE: Concrete Beam Summary - ACI 318-14

Story	Label	Unique Name	Design Section	Station	As Top Combo	As Top	As Bottom	At Shear	Al Torsion	At Torsion
				cm		cm²	cm²	cm²/cm	cm²	cm²/cm
N-3.60	B15	1503	VC0.5x1	284.2	B.2.4.5-3	21.70	15.40	0.04	0.00	0.00
N-3.60	B15	1503	VC0.5x1	310.0	B.2.4.5-3	22.30	15.40	0.04	0.00	0.00
N-3.60	B15	1503	VC0.5x1	310.0	B.2.4.5-3	22.40	15.40	0.03	0.00	0.00
N-3.60	B15	1503	VC0.5x1	327.5	B.2.4.5-3	22.60	15.40	0.03	0.00	0.00
N-3.60	B15	1503	VC0.5x1	327.5	B.2.4.5-3	22.50	15.40	0.02	0.00	0.00
N-3.60	B15	1503	VC0.5x1	361.7	B.2.4.5-3	22.50	15.40	0.01	0.00	0.00
N-3.60	B15	1503	VC0.5x1	361.7	B.2.4.5-3	22.50	15.40	0.02	0.00	0.00
N-3.60	B15	1503	VC0.5x1	387.5	B.2.4.5-3	22.40	15.40	0.02	0.00	0.00
N-3.60	B15	1503	VC0.5x1	413.3	B.2.4.5-3	22.40	15.40	0.01	0.00	0.00
N-3.60	B15	1503	VC0.5x1	413.3	B.2.4.5-3	22.40	15.40	0.02	0.00	0.00
N-3.60	B15	1503	VC0.5x1	447.5	B.2.4.5-8	22.40	15.40	0.02	0.00	0.00
N-3.60	B15	1503	VC0.5x1	447.5	B.2.4.5-8	22.50	15.40	0.04	0.00	0.00
N-3.60	B15	1503	VC0.5x1	465.0	B.2.4.5-8	22.00	15.40	0.04	0.00	0.00
N-3.60	B15	1503	VC0.5x1	465.0	B.2.4.5-8	21.80	15.40	0.06	0.00	0.00
N-3.60	B15	1503	VC0.5x1	490.8	B.2.4.5-8	20.60	15.40	0.06	0.00	0.00
N-3.60	B15	1503	VC0.5x1	516.7	B.2.4.5-8	19.40	15.40	0.06	0.00	0.00
N-3.60	B15	1503	VC0.5x1	516.7	B.2.4.5-8	19.20	15.40	0.08	0.00	0.00
N-3.60	B15	1503	VC0.5x1	542.1	B.2.4.5-8	17.60	15.40	0.08	0.00	0.00

TABLE: Concrete Beam Summary - ACI 318-14

Story	Label	Unique Name	Design Section	Station	As Top Combo	As Top	As Bottom	At Shear	Al Torsion	At Torsion
				cm		cm^2	cm^2	cm^2/cm	cm^2	cm^2/cm
N-3.60	B15	1503	VC0.5x1	567.5	B.2.4.5-8	16.00	15.40	0.07	0.00	0.00
N-3.60	B15	1503	VC0.5x1	567.5	B.2.4.5-8	16.00	15.40	0.02	0.00	0.00
N-3.60	B15	1503	VC0.5x1	568.3	B.2.4.5-8	16.00	15.40	0.01	0.00	0.00
N-3.60	B15	1503	VC0.5x1	568.3	B.2.4.5-8	15.50	15.40	0.23	0.00	0.00
N-3.60	B15	1503	VC0.5x1	594.2	B.2.4.5-3	15.40	15.40	0.22	0.00	0.00
N-3.60	B15	1503	VC0.5x1	620.0	B.2.4.5-3	15.40	15.40	0.22	0.00	0.00
N-3.60	B15	1503	VC0.5x1	620.0	B.2.4.5-3	15.40	15.40	0.30	0.00	0.00
N-3.60	B15	1503	VC0.5x1	645.8	B.2.4.5-3	15.40	15.40	0.29	0.00	0.00
N-3.60	B15	1503	VC0.5x1	671.7	B.2.4.5-3	15.40	15.40	0.29	0.00	0.00
N-3.60	B15	1503	VC0.5x1	671.7	B.2.4.5-3	15.40	15.80	0.19	0.00	0.00
N-3.60	B15	1503	VC0.5x1	687.5	B.2.4.5-3	15.40	18.70	0.19	0.00	0.00
N-3.60	B15	1503	VC0.5x1	687.5	B.2.4.5-3	15.40	22.40	0.00	0.00	0.00
N-3.60	B15	1503	VC0.5x1	723.3	B.2.4.5-3	15.40	44.50	0.00	0.00	0.00
N-3.60	B15	1503	VC0.5x1	723.3	B.2.4.5-3	15.40	46.50	0.00	0.00	0.00
N-3.60	B15	1503	VC0.5x1	725.0	B.2.4.5-8	1.30	48.00	0.00	0.00	0.00
N-3.60	B18	1490	VC0.5x1	50.0	B.2.4.7-4	10.10	37.30	0.15	0.00	0.00
N-3.60	B18	1490	VC0.5x1	51.7	B.2.4.5-3	15.40	37.20	0.15	0.00	0.00
N-3.60	B18	1490	VC0.5x1	51.7	B.2.4.5-3	15.40	24.80	0.13	0.00	0.00

CALLE 5B# 36-10 OF. 802 CALI TEL: 5545232, CEL: 313-7501595 - 317-4191593 e-mail: wilfajar@hotmail.com

TABLE: Concrete Beam Summary - ACI 318-14

Story	Label	Unique Name	Design Section	Station	As Top Combo	As Top	As Bottom	At Shear	Al Torsion	At Torsion
				cm		cm²	cm²	cm²/cm	cm²	cm²/cm
N-3.60	B18	1490	VC0.5x1	87.5	B.2.4.5-3	15.40	23.10	0.14	0.00	0.00
N-3.60	B18	1490	VC0.5x1	87.5	B.2.4.5-3	15.40	18.40	0.11	0.00	0.00
N-3.60	B18	1490	VC0.5x1	96.9	B.2.4.5-3	15.40	18.40	0.11	0.00	0.00
N-3.60	B18	1490	VC0.5x1	96.9	B.2.4.5-3	15.40	19.20	0.11	0.00	0.00
N-3.60	B18	1490	VC0.5x1	103.3	B.2.4.5-3	15.40	19.20	0.11	0.00	0.00
N-3.60	B18	1490	VC0.5x1	103.3	B.2.4.5-3	15.40	16.40	0.13	0.00	0.00
N-3.60	B18	1490	VC0.5x1	129.2	B.2.4.5-3	15.40	15.40	0.13	0.00	0.00
N-3.60	B18	1490	VC0.5x1	155.0	B.2.4.5-3	15.40	15.40	0.14	0.00	0.00
N-3.60	B18	1490	VC0.5x1	155.0	B.2.4.5-3	15.40	15.40	0.11	0.00	0.00
N-3.60	B18	1490	VC0.5x1	193.8	B.2.4.5-3	15.40	15.40	0.11	0.00	0.00
N-3.60	B18	1490	VC0.5x1	193.8	B.2.4.5-3	14.40	14.40	0.11	0.00	0.00
N-3.60	B18	1490	VC0.5x1	206.7	B.2.4.5-3	14.40	14.40	0.11	0.00	0.00
N-3.60	B18	1490	VC0.5x1	206.7	B.2.4.5-3	13.90	13.90	0.11	0.00	0.00
N-3.60	B18	1490	VC0.5x1	207.5	B.2.4.5-3	13.90	13.90	0.11	0.00	0.00
N-3.60	B18	1490	VC0.5x1	207.5	B.2.4.5-3	14.70	14.70	0.12	0.00	0.00
N-3.60	B18	1490	VC0.5x1	232.9	B.2.4.5-3	14.70	14.70	0.12	0.00	0.00
N-3.60	B18	1490	VC0.5x1	258.3	B.2.4.5-3	14.70	14.70	0.12	0.00	0.00
N-3.60	B18	1490	VC0.5x1	258.3	B.2.4.5-3	15.20	15.20	0.11	0.00	0.00

CALLE 5BI 36-10 OF. 803 CALI TEL: 5545222 CEL: 313-7501395 - 3174391593 e-mail: wilfajar@hotmail.com

TABLE: Concrete Beam Summary - ACI 318-14

Story	Label	Unique Name	Design Section	Station	As Top Combo	As Top	As Bottom	At Shear	Al Torsion	At Torsion
				cm		cm^2	cm^2	cm^2/cm	cm^2	cm^2/cm
N-3.60	B18	1490	VC0.5x1	290.6	B.2.4.5-3	15.20	15.20	0.11	0.00	0.00
N-3.60	B18	1490	VC0.5x1	290.6	B.2.4.5-3	13.40	13.40	0.11	0.00	0.00
N-3.60	B18	1490	VC0.5x1	310.0	B.2.4.5-3	13.40	13.40	0.11	0.00	0.00
N-3.60	B18	1490	VC0.5x1	310.0	B.2.4.5-3	13.40	13.40	0.14	0.00	0.00
N-3.60	B18	1490	VC0.5x1	327.5	B.2.4.5-3	13.40	13.40	0.14	0.00	0.00
N-3.60	B18	1490	VC0.5x1	327.5	B.2.4.5-3	13.30	13.30	0.14	0.00	0.00
N-3.60	B18	1490	VC0.5x1	361.7	B.2.4.5-3	13.30	13.30	0.14	0.00	0.00
N-3.60	B18	1490	VC0.5x1	361.7	B.2.4.5-3	13.40	13.40	0.11	0.00	0.00
N-3.60	B18	1490	VC0.5x1	387.5	B.2.4.5-3	13.40	13.40	0.11	0.00	0.00
N-3.60	B18	1490	VC0.5x1	387.5	B.2.4.5-3	14.50	14.50	0.11	0.00	0.00
N-3.60	B18	1490	VC0.5x1	413.3	B.2.4.5-3	14.50	14.50	0.11	0.00	0.00
N-3.60	B18	1490	VC0.5x1	413.3	B.2.4.5-3	14.40	14.40	0.13	0.00	0.00
N-3.60	B18	1490	VC0.5x1	447.5	B.2.4.5-3	14.40	14.40	0.14	0.00	0.00
N-3.60	B18	1490	VC0.5x1	447.5	B.2.4.5-3	14.20	14.20	0.14	0.00	0.00
N-3.60	B18	1490	VC0.5x1	465.0	B.2.4.5-3	14.20	14.20	0.14	0.00	0.00
N-3.60	B18	1490	VC0.5x1	465.0	B.2.4.5-3	14.30	14.30	0.11	0.00	0.00
N-3.60	B18	1490	VC0.5x1	484.4	B.2.4.5-3	14.30	14.30	0.11	0.00	0.00
N-3.60	B18	1490	VC0.5x1	484.4	B.2.4.5-3	15.40	15.40	0.11	0.00	0.00

CALLE 50# 36-10 OF. 502 CEL: 5515232 CEL: 313-7004392 317-4391293 email: wilfajar@hotmail.com

TABLE: Concrete Beam Summary - ACI 318-14

Story	Label	Unique Name	Design Section	Station	As Top Combo	As Top	As Bottom	At Shear	Al Torsion	At Torsion
				cm		cm²	cm²	cm²/cm	cm²	cm²/cm
N-3.60	B1B	1490	VC0.5x1	516.7	B.2.4.5-3	15.40	15.40	0.11	0.00	0.00
N-3.60	B1B	1490	VC0.5x1	516.7	B.2.4.5-3	15.40	15.40	0.11	0.00	0.00
N-3.60	B1B	1490	VC0.5x1	542.1	B.2.4.5-3	15.40	15.40	0.12	0.00	0.00
N-3.60	B1B	1490	VC0.5x1	567.5	B.2.4.5-3	15.40	15.40	0.12	0.00	0.00
N-3.60	B1B	1490	VC0.5x1	567.5	B.2.4.5-3	15.40	15.40	0.11	0.00	0.00
N-3.60	B1B	1490	VC0.5x1	56B.3	B.2.4.5-3	15.40	15.40	0.11	0.00	0.00
N-3.60	B1B	1490	VC0.5x1	56B.3	B.2.4.5-3	15.40	15.40	0.11	0.00	0.00
N-3.60	B1B	1490	VC0.5x1	5B1.3	B.2.4.5-3	15.40	15.40	0.11	0.00	0.00
N-3.60	B1B	1490	VC0.5x1	5B1.3	B.2.4.5-3	15.40	15.40	0.11	0.00	0.00
N-3.60	B1B	1490	VC0.5x1	620.0	B.2.4.5-3	15.40	15.40	0.11	0.00	0.00
N-3.60	B1B	1490	VC0.5x1	620.0	B.2.4.5-3	15.40	17.30	0.13	0.00	0.00
N-3.60	B1B	1490	VC0.5x1	645.B	B.2.4.5-3	15.40	1B.50	0.13	0.00	0.00
N-3.60	B1B	1490	VC0.5x1	671.7	B.2.4.5-3	15.40	19.50	0.13	0.00	0.00
N-3.60	B1B	1490	VC0.5x1	671.7	B.2.4.5-3	15.40	22.40	0.11	0.00	0.00
N-3.60	B1B	1490	VC0.5x1	67B.1	B.2.4.5-3	15.40	22.40	0.11	0.00	0.00
N-3.60	B1B	1490	VC0.5x1	67B.1	B.2.4.5-3	14.50	19.B0	0.11	0.00	0.00
N-3.60	B1B	1490	VC0.5x1	6B7.5	B.2.4.5-3	14.50	19.B0	0.11	0.00	0.00
N-3.60	B1B	1490	VC0.5x1	6B7.5	B.2.4.5-3	14.50	21.60	0.11	0.00	0.00

CALLE 5BI 36-10 OF. 503 CALI TEL. 5545232, CEL. 313-7504595 / 3174391593, e-mail wilfajar@hotmail.com

TABLE: Concrete Beam Summary - ACI 318-14

Story	Label	Unique Name	Design Section	Station	As Top Combo	As Top	As Bottom	At Shear	Al Torsion	At Torsion
				cm		cm²	cm²	cm²/cm	cm²	cm²/cm
N-3.60	B18	1490	VC0.5x1	723.3	B.2.4.5-3	14.50	22.20	0.11	0.00	0.00
N-3.60	B18	1490	VC0.5x1	723.3	B.2.4.5-3	14.80	27.10	0.12	0.00	0.00
N-3.60	B18	1490	VC0.5x1	725.0	B.2.4.7-4	10.50	27.10	0.12	0.00	0.00
N-3.60	B19	1497	VC0.5x1	50.0	B.2.4.7-4	8.00	18.40	0.08	0.00	0.00
N-3.60	B19	1497	VC0.5x1	51.7	B.2.4.5-3	11.40	18.30	0.08	0.00	0.00
N-3.60	B19	1497	VC0.5x1	51.7	B.2.4.5-3	11.70	15.40	0.07	0.00	0.00
N-3.60	B19	1497	VC0.5x1	87.5	B.2.4.5-3	11.70	15.40	0.08	0.00	0.00
N-3.60	B19	1497	VC0.5x1	87.5	B.2.4.5-3	12.10	15.40	0.07	13.90	0.03
N-3.60	B19	1497	VC0.5x1	97.7	B.2.4.5-3	12.10	15.40	0.07	13.90	0.03
N-3.60	B19	1497	VC0.5x1	97.7	B.2.4.5-3	10.40	15.40	0.06	0.00	0.00
N-3.60	B19	1497	VC0.5x1	103.3	B.2.4.5-3	10.40	15.40	0.06	0.00	0.00
N-3.60	B19	1497	VC0.5x1	103.3	B.2.4.5-3	10.70	15.40	0.08	0.00	0.00
N-3.60	B19	1497	VC0.5x1	129.2	B.2.4.5-3	10.70	14.90	0.08	0.00	0.00
N-3.60	B19	1497	VC0.5x1	155.0	B.2.4.5-3	10.70	13.90	0.08	0.00	0.00
N-3.60	B19	1497	VC0.5x1	155.0	B.2.4.5-3	11.30	11.30	0.07	0.00	0.00
N-3.60	B19	1497	VC0.5x1	195.3	B.2.4.5-3	11.30	11.30	0.07	0.00	0.00
N-3.60	B19	1497	VC0.5x1	195.3	B.2.4.5-3	8.10	8.10	0.06	0.00	0.00
N-3.60	B19	1497	VC0.5x1	206.7	B.2.4.5-3	8.10	8.10	0.07	0.00	0.00

wilfgiar@hotmail.com

TABLE: Concrete Beam Summary - ACI 318-14

Story	Label	Unique Name	Design Section	Station	As Top Combo	As Top	As Bottom	At Shear	Al Torsion	At Torsion
				cm		cm²	cm²	cm²/cm	cm²	cm²/cm
N-3.60	B19	1497	VC0.5x1	206.7	B.2.4.5-3	7.80	7.80	0.07	0.00	0.00
N-3.60	B19	1497	VC0.5x1	207.5	B.2.4.5-3	7.80	7.80	0.07	0.00	0.00
N-3.60	B19	1497	VC0.5x1	207.5	B.2.4.5-3	8.60	8.60	0.07	0.00	0.00
N-3.60	B19	1497	VC0.5x1	232.9	B.2.4.5-3	8.60	8.60	0.07	0.00	0.00
N-3.60	B19	1497	VC0.5x1	258.3	B.2.4.5-3	8.60	8.60	0.07	0.00	0.00
N-3.60	B19	1497	VC0.5x1	258.3	B.2.4.5-3	9.30	9.30	0.07	0.00	0.00
N-3.60	B19	1497	VC0.5x1	293.0	B.2.4.5-3	9.30	9.30	0.07	0.00	0.00
N-3.60	B19	1497	VC0.5x1	293.0	B.2.4.5-3	6.60	6.60	0.06	0.00	0.00
N-3.60	B19	1497	VC0.5x1	310.0	B.2.4.5-3	6.60	6.60	0.07	0.00	0.00
N-3.60	B19	1497	VC0.5x1	310.0	B.2.4.5-3	6.70	6.70	0.09	0.00	0.00
N-3.60	B19	1497	VC0.5x1	327.5	B.2.4.5-3	6.70	6.70	0.09	0.00	0.00
N-3.60	B19	1497	VC0.5x1	327.5	B.2.4.5-3	7.10	7.10	0.09	0.00	0.00
N-3.60	B19	1497	VC0.5x1	361.7	B.2.4.5-3	7.10	7.10	0.09	0.00	0.00
N-3.60	B19	1497	VC0.5x1	361.7	B.2.4.5-3	7.40	7.40	0.07	0.00	0.00
N-3.60	B19	1497	VC0.5x1	390.7	B.2.4.5-3	7.40	7.40	0.07	0.00	0.00
N-3.60	B19	1497	VC0.5x1	390.7	B.2.4.5-3	7.40	7.40	0.07	0.00	0.00
N-3.60	B19	1497	VC0.5x1	413.3	B.2.4.5-3	7.40	7.40	0.07	0.00	0.00
N-3.60	B19	1497	VC0.5x1	413.3	B.2.4.5-3	7.10	7.10	0.09	0.00	0.00

CALLE 5B1 36-10 OF. 503 CALI TEL: 5543232, CEL: 313-7504395 / 3174391593, e-mail: wilfajar@hotmail.com

TABLE: Concrete Beam Summary - ACI 318-14

Story	Label	Unique Name	Design Section	Station	As Top Combo	As Top	As Bottom	At Shear	Al Torsion	At Torsion
				cm		cm²	cm²	cm²/cm	cm²	cm²/cm
N-3.60	B19	1497	VC0.5x1	447.5	B.2.4.5-3	7.10	7.10	0.09	0.00	0.00
N-3.60	B19	1497	VC0.5x1	447.5	B.2.4.5-3	6.80	6.80	0.09	0.00	0.00
N-3.60	B19	1497	VC0.5x1	465.0	B.2.4.5-3	6.80	6.80	0.09	0.00	0.00
N-3.60	B19	1497	VC0.5x1	465.0	B.2.4.5-3	6.70	6.70	0.07	0.00	0.00
N-3.60	B19	1497	VC0.5x1	488.3	B.2.4.5-3	6.70	6.70	0.06	0.00	0.00
N-3.60	B19	1497	VC0.5x1	488.3	B.2.4.5-3	9.00	9.00	0.07	0.00	0.00
N-3.60	B19	1497	VC0.5x1	516.7	B.2.4.5-3	9.00	9.00	0.07	0.00	0.00
N-3.60	B19	1497	VC0.5x1	516.7	B.2.4.5-3	8.50	8.50	0.06	0.00	0.00
N-3.60	B19	1497	VC0.5x1	542.1	B.2.4.5-3	8.50	8.50	0.07	0.00	0.00
N-3.60	B19	1497	VC0.5x1	567.5	B.2.4.5-3	8.50	8.50	0.07	0.00	0.00
N-3.60	B19	1497	VC0.5x1	567.5	B.2.4.5-3	8.00	8.00	0.06	0.00	0.00
N-3.60	B19	1497	VC0.5x1	568.3	B.2.4.5-3	8.00	8.00	0.06	0.00	0.00
N-3.60	B19	1497	VC0.5x1	568.3	B.2.4.5-3	8.20	8.20	0.07	0.00	0.00
N-3.60	B19	1497	VC0.5x1	586.0	B.2.4.5-3	8.20	8.20	0.07	0.00	0.00
N-3.60	B19	1497	VC0.5x1	586.0	B.2.4.5-3	10.20	11.50	0.07	0.00	0.00
N-3.60	B19	1497	VC0.5x1	620.0	B.2.4.5-3	10.20	11.20	0.07	0.00	0.00
N-3.60	B19	1497	VC0.5x1	620.0	B.2.4.5-3	9.80	9.80	0.06	0.00	0.00
N-3.60	B19	1497	VC0.5x1	645.8	B.2.4.5-3	9.80	9.80	0.06	0.00	0.00

wilfajar@hotmail.com

TABLE: Concrete Beam Summary - ACI 318-14

Story	Label	Unique Name	Design Section	Station	As Top Combo	As Top	As Bottom	At Shear	Al Torsion	At Torsion
				cm		cm²	cm²	cm²/cm	cm²	cm²/cm
N-3.60	B19	1497	VC0.5x1	671.7	B.2.4.5-3	9.80	9.80	0.07	0.00	0.00
N-3.60	B19	1497	VC0.5x1	671.7	B.2.4.5-3	9.60	10.40	0.06	0.00	0.00
N-3.60	B19	1497	VC0.5x1	680.5	B.2.4.5-3	9.60	10.40	0.06	0.00	0.00
N-3.60	B19	1497	VC0.5x1	680.5	B.2.4.5-3	10.50	10.50	0.06	0.00	0.00
N-3.60	B19	1497	VC0.5x1	687.5	B.2.4.5-3	10.50	10.50	0.06	0.00	0.00
N-3.60	B19	1497	VC0.5x1	687.5	B.2.4.5-3	10.20	13.30	0.08	0.00	0.00
N-3.60	B19	1497	VC0.5x1	723.3	B.2.4.5-3	10.20	14.40	0.08	0.00	0.00
N-3.60	B19	1497	VC0.5x1	723.3	B.2.4.5-3	10.00	17.50	0.09	0.00	0.00
N-3.60	B19	1497	VC0.5x1	725.0	B.2.4.7-4	8.80	17.60	0.09	0.00	0.00
N-3.60	B24	1499	VC0.5x1	50.0	B.2.4.7-4	3.00	25.80	0.36	0.00	0.00
N-3.60	B24	1499	VC0.5x1	62.5	B.2.4.5-3	10.20	21.10	0.36	0.00	0.00
N-3.60	B24	1499	VC0.5x1	62.5	B.2.4.5-3	12.30	21.40	0.29	0.00	0.00
N-3.60	B24	1499	VC0.5x1	87.5	B.2.4.5-3	12.30	15.40	0.29	0.00	0.00
N-3.60	B24	1499	VC0.5x1	87.5	B.2.4.5-3	12.40	15.40	0.04	0.00	0.00
N-3.60	B24	1499	VC0.5x1	103.3	B.2.4.5-3	12.40	15.40	0.04	0.00	0.00
N-3.60	B24	1499	VC0.5x1	103.3	B.2.4.5-3	12.40	15.40	0.04	0.00	0.00
N-3.60	B24	1499	VC0.5x1	129.2	B.2.4.5-3	12.40	15.60	0.04	0.00	0.00
N-3.60	B24	1499	VC0.5x1	155.0	B.2.4.5-3	12.40	17.00	0.04	0.00	0.00

TABLE: Concrete Beam Summary - ACI 318-14

Story	Label	Unique Name	Design Section	Station	As Top Combo	As Top	As Bottom	At Shear	Al Torsion	At Torsion
				cm		cm²	cm²	cm²/cm	cm²	cm²/cm
N-3.60	B24	1499	VC0.5x1	155.0	B.2.4.5-3	12.30	17.10	0.04	0.00	0.00
N-3.60	B24	1499	VC0.5x1	156.0	B.2.4.5-3	12.30	17.10	0.04	0.00	0.00
N-3.60	B24	1499	VC0.5x1	156.0	B.2.4.5-3	24.70	14.60	0.00	0.00	0.00
N-3.60	B24	1499	VC0.5x1	181.3	B.2.4.5-3	24.60	14.60	0.00	0.00	0.00
N-3.60	B24	1499	VC0.5x1	206.7	B.2.4.5-3	24.60	14.60	0.00	0.00	0.00
N-3.60	B24	1499	VC0.5x1	206.7	B.2.4.5-3	22.90	14.40	0.04	14.80	0.06
N-3.60	B24	1499	VC0.5x1	207.5	B.2.4.5-3	22.90	14.40	0.04	14.80	0.06
N-3.60	B24	1499	VC0.5x1	207.5	B.2.4.5-3	21.40	14.40	0.00	0.00	0.00
N-3.60	B24	1499	VC0.5x1	232.9	B.2.4.5-3	21.30	14.40	0.00	0.00	0.00
N-3.60	B24	1499	VC0.5x1	258.3	B.2.4.5-3	21.30	14.40	0.00	0.00	0.00
N-3.60	B24	1499	VC0.5x1	258.3	B.2.4.5-3	18.20	14.40	0.00	0.00	0.00
N-3.60	B24	1499	VC0.5x1	284.2	B.2.4.5-3	18.50	14.40	0.00	0.00	0.00
N-3.60	B24	1499	VC0.5x1	310.0	B.2.4.5-3	18.80	14.40	0.00	0.00	0.00
N-3.60	B24	1499	VC0.5x1	310.0	B.2.4.5-3	16.50	14.40	0.02	0.00	0.00
N-3.60	B24	1499	VC0.5x1	327.5	B.2.4.5-3	17.10	14.40	0.02	0.00	0.00
N-3.60	B24	1499	VC0.5x1	327.5	B.2.4.5-3	15.90	14.40	0.01	0.00	0.00
N-3.60	B24	1499	VC0.5x1	361.7	B.2.4.4-4	15.40	14.40	0.00	0.00	0.00
N-3.60	B24	1499	VC0.5x1	361.7	B.2.4.5-3	15.40	14.50	0.00	0.00	0.00

CALLE 5B1 #6-19 OF. 805 CALI TEL. 5545232 CEL. 315-7504395 317-4391593 e-mail: wilfajar@hotmail.com

TABLE: Concrete Beam Summary - ACI 318-14

Story	Label	Unique Name	Design Section	Station	As Top Combo	As Top	As Bottom	At Shear	Al Torsion	At Torsion
				cm		cm²	cm²	cm²/cm	cm²	cm²/cm
N-3.60	B24	1499	VC0.5x1	387.5	B.2.4.5-3	15.40	14.50	0.00	0.00	0.00
N-3.60	B24	1499	VC0.5x1	413.3	B.2.4.5-3	15.40	14.50	0.00	0.00	0.00
N-3.60	B24	1499	VC0.5x1	413.3	B.2.4.5-3	14.50	14.50	0.02	0.00	0.00
N-3.60	B24	1499	VC0.5x1	447.5	B.2.4.5-3	15.40	14.50	0.02	0.00	0.00
N-3.60	B24	1499	VC0.5x1	447.5	B.2.4.5-3	14.60	14.60	0.03	0.00	0.00
N-3.60	B24	1499	VC0.5x1	465.0	B.2.4.5-3	14.60	14.60	0.03	0.00	0.00
N-3.60	B24	1499	VC0.5x1	465.0	B.2.4.5-3	14.60	14.60	0.00	0.00	0.00
N-3.60	B24	1499	VC0.5x1	490.8	B.2.4.5-3	14.60	14.60	0.00	0.00	0.00
N-3.60	B24	1499	VC0.5x1	516.7	B.2.4.5-3	14.60	14.60	0.00	0.00	0.00
N-3.60	B24	1499	VC0.5x1	516.7	B.2.4.5-3	14.80	14.80	0.00	0.00	0.00
N-3.60	B24	1499	VC0.5x1	542.1	B.2.4.5-3	14.80	14.80	0.00	0.00	0.00
N-3.60	B24	1499	VC0.5x1	567.5	B.2.4.5-3	14.80	14.80	0.00	0.00	0.00
N-3.60	B24	1499	VC0.5x1	567.5	B.2.4.5-3	14.90	14.90	0.04	0.00	0.00
N-3.60	B24	1499	VC0.5x1	568.3	B.2.4.5-3	14.90	14.90	0.04	0.00	0.00
N-3.60	B24	1499	VC0.5x1	568.3	B.2.4.5-3	14.80	14.80	0.04	0.00	0.00
N-3.60	B24	1499	VC0.5x1	594.2	B.2.4.5-3	14.80	14.80	0.04	0.00	0.00
N-3.60	B24	1499	VC0.5x1	620.0	B.2.4.5-3	14.80	15.40	0.04	0.00	0.00
N-3.60	B24	1499	VC0.5x1	620.0	B.2.4.5-3	15.10	15.40	0.01	0.00	0.00

CALLE 5BI 36-10 OF. 803 CALI TEL: 5545232 CEL: 313-7504395 / 3174391593 e-mail: wilf_jar@hotmail.com

TABLE: Concrete Beam Summary - ACI 318-14

Story	Label	Unique Name	Design Section	Station	As Top Combo	As Top	As Bottom	At Shear	Al Torsion	At Torsion
				cm		cm²	cm²	cm²/cm	cm²	cm²/cm
N-3.60	B24	1499	VC0.5x1	645.8	B.2.4.5-3	15.10	15.40	0.01	0.00	0.00
N-3.60	B24	1499	VC0.5x1	671.7	B.2.4.5-3	15.10	15.40	0.01	0.00	0.00
N-3.60	B24	1499	VC0.5x1	671.7	B.2.4.5-3	15.40	15.50	0.00	0.00	0.00
N-3.60	B24	1499	VC0.5x1	687.5	B.2.4.5-3	15.40	15.40	0.00	0.00	0.00
N-3.60	B24	1499	VC0.5x1	687.5	B.2.4.5-3	15.40	18.00	0.03	0.00	0.00
N-3.60	B24	1499	VC0.5x1	712.5	B.2.4.5-3	15.40	19.20	0.03	0.00	0.00
N-3.60	B24	1499	VC0.5x1	712.5	B.2.4.5-3	14.10	18.70	0.00	0.00	0.00
N-3.60	B24	1499	VC0.5x1	725.0	B.2.4.5-3	6.10	18.80	0.00	0.00	0.00
N-3.60	B25	1468	VC0.5x1	50.0	B.2.4.5-3	4.50	5.60	0.00	0.00	0.00
N-3.60	B25	1468	VC0.5x1	62.5	B.2.4.5-8	5.10	5.60	0.00	0.00	0.00
N-3.60	B25	1468	VC0.5x1	62.5	B.2.4.5-8	6.30	8.30	0.00	0.00	0.00
N-3.60	B25	1468	VC0.5x1	87.5	B.2.4.5-8	6.30	6.80	0.00	0.00	0.00
N-3.60	B25	1468	VC0.5x1	87.5	B.2.4.5-8	6.20	6.20	0.00	0.00	0.00
N-3.60	B25	1468	VC0.5x1	103.3	B.2.4.5-8	6.20	6.20	0.00	0.00	0.00
N-3.60	B25	1468	VC0.5x1	103.3	B.2.4.5-8	5.90	6.60	0.00	0.00	0.00
N-3.60	B25	1468	VC0.5x1	129.2	B.2.4.5-8	5.90	5.90	0.00	0.00	0.00
N-3.60	B25	1468	VC0.5x1	155.0	B.2.4.5-8	6.00	5.90	0.00	0.00	0.00
N-3.60	B25	1468	VC0.5x1	155.0	B.2.4.5-8	5.80	6.60	0.00	0.00	0.00

[illegible] wilfajar@hotmail.com

TABLE: Concrete Beam Summary - ACI 318-14

Story	Label	Unique Name	Design Section	Station	As Top Combo	As Top	As Bottom	At Shear	Al Torsion	At Torsion
				cm		cm²	cm²	cm²/cm	cm²	cm²/cm
N-3.60	B25	1468	VC0.5x1	180.8	B.2.4.5-8	5.80	5.80	0.00	0.00	0.00
N-3.60	B25	1468	VC0.5x1	206.7	B.2.4.5-8	7.80	5.80	0.01	0.00	0.00
N-3.60	B25	1468	VC0.5x1	206.7	B.2.4.5-8	7.60	5.80	0.04	0.00	0.00
N-3.60	B25	1468	VC0.5x1	207.5	B.2.4.5-8	7.60	5.80	0.04	0.00	0.00
N-3.60	B25	1468	VC0.5x1	207.5	B.2.4.5-8	7.20	5.70	0.00	0.00	0.00
N-3.60	B25	1468	VC0.5x1	232.9	B.2.4.5-8	7.10	5.70	0.00	0.00	0.00
N-3.60	B25	1468	VC0.5x1	258.3	B.2.4.5-8	7.00	5.70	0.00	0.00	0.00
N-3.60	B25	1468	VC0.5x1	258.3	B.2.4.5-8	6.10	5.70	0.00	0.00	0.00
N-3.60	B25	1468	VC0.5x1	284.2	B.2.4.5-8	7.20	5.70	0.00	0.00	0.00
N-3.60	B25	1468	VC0.5x1	310.0	B.2.4.5-8	8.40	5.70	0.00	0.00	0.00
N-3.60	B25	1468	VC0.5x1	310.0	B.2.4.5-8	7.80	5.60	0.00	0.00	0.00
N-3.60	B25	1468	VC0.5x1	327.5	B.2.4.5-8	9.10	5.60	0.00	0.00	0.00
N-3.60	B25	1468	VC0.5x1	327.5	B.2.4.5-8	9.40	5.60	0.00	0.00	0.00
N-3.60	B25	1468	VC0.5x1	361.7	B.2.4.5-8	7.50	5.60	0.00	0.00	0.00
N-3.60	B25	1468	VC0.5x1	361.7	B.2.4.5-8	8.20	5.60	0.00	0.00	0.00
N-3.60	B25	1468	VC0.5x1	387.5	B.2.4.5-8	8.00	5.60	0.00	0.00	0.00
N-3.60	B25	1468	VC0.5x1	413.3	B.2.4.5-8	7.90	5.60	0.00	0.00	0.00
N-3.60	B25	1468	VC0.5x1	413.3	B.2.4.5-8	8.10	5.70	0.00	0.00	0.00

CALLE 58B 36-10 OF. 603 CALI TEL: 3545232, CEL: 313-7504395 / 3174391593, e-mail: wilfajar@hotmail.com

TABLE: Concrete Beam Summary - ACI 318-14

Story	Label	Unique Name	Design Section	Station	As Top Combo	As Top	As Bottom	At Shear	Al Torsion	At Torsion
				cm		cm²	cm²	cm²/cm	cm²	cm²/cm
N-3.60	B25	1468	VC0.5x1	447.5	B.2.4.5-8	9.60	5.70	0.00	0.00	0.00
N-3.60	B25	1468	VC0.5x1	447.5	B.2.4.5-8	9.70	5.70	0.04	0.00	0.00
N-3.60	B25	1468	VC0.5x1	465.0	B.2.4.5-8	8.40	5.70	0.04	0.00	0.00
N-3.60	B25	1468	VC0.5x1	465.0	B.2.4.5-8	9.60	5.70	0.00	0.00	0.00
N-3.60	B25	1468	VC0.5x1	490.8	B.2.4.5-8	8.40	5.70	0.00	0.00	0.00
N-3.60	B25	1468	VC0.5x1	516.7	B.2.4.5-8	7.30	5.70	0.00	0.00	0.00
N-3.60	B25	1468	VC0.5x1	516.7	B.2.4.5-8	8.70	5.80	0.00	0.00	0.00
N-3.60	B25	1468	VC0.5x1	542.1	B.2.4.5-8	8.80	5.80	0.00	0.00	0.00
N-3.60	B25	1468	VC0.5x1	567.5	B.2.4.5-8	8.90	5.80	0.00	0.00	0.00
N-3.60	B25	1468	VC0.5x1	567.5	B.2.4.5-8	9.50	5.90	0.04	13.10	0.05
N-3.60	B25	1468	VC0.5x1	568.3	B.2.4.5-8	9.50	5.90	0.04	13.10	0.05
N-3.60	B25	1468	VC0.5x1	568.3	B.2.4.5-8	9.90	5.80	0.00	0.00	0.00
N-3.60	B25	1468	VC0.5x1	594.2	B.2.4.5-8	8.20	5.80	0.00	0.00	0.00
N-3.60	B25	1468	VC0.5x1	620.0	B.2.4.5-8	6.50	5.80	0.00	0.00	0.00
N-3.60	B25	1468	VC0.5x1	620.0	B.2.4.5-8	8.90	6.00	0.00	0.00	0.00
N-3.60	B25	1468	VC0.5x1	645.8	B.2.4.5-8	8.10	6.00	0.00	0.00	0.00
N-3.60	B25	1468	VC0.5x1	671.7	B.2.4.5-8	7.30	6.00	0.00	0.00	0.00
N-3.60	B25	1468	VC0.5x1	671.7	B.2.4.5-8	9.10	6.20	0.00	0.00	0.00

OFICINA: 500 36-10 OP. 803 CALI VAL. 5545232 CEL: 313-7304295 - 317-4591595 e-mail: wilfajar@hotmail.com

TABLE: Concrete Beam Summary - ACI 318-14

Story	Label	Unique Name	Design Section	Station	As Top Combo	As Top	As Bottom	At Shear	Al Torsion	At Torsion
				cm		cm²	cm²	cm²/cm	cm²	cm²/cm
N-3.60	B25	1468	VC0.5x1	687.5	B.2.4.5-8	9.50	6.20	0.00	0.00	0.00
N-3.60	B25	1468	VC0.5x1	687.5	B.2.4.5-8	8.00	6.20	0.00	0.00	0.00
N-3.60	B25	1468	VC0.5x1	712.5	B.2.4.5-8	6.60	6.20	0.00	0.00	0.00
N-3.60	B25	1468	VC0.5x1	712.5	B.2.4.5-3	8.20	5.30	0.00	0.00	0.00
N-3.60	B25	1468	VC0.5x1	725.0	B.2.4.5-3	8.20	6.20	0.00	0.00	0.00
N-3.60	B216	1433	VC0.5x1	0.0	B.2.4.5-3	15.40	9.40	0.20	0.00	0.00
N-3.60	B216	1433	VC0.5x1	26.2	B.2.4.5-3	15.40	11.40	0.20	0.00	0.00
N-3.60	B216	1433	VC0.5x1	52.3	B.2.4.5-3	15.40	11.40	0.20	0.00	0.00
N-3.60	B216	1433	VC0.5x1	52.3	B.2.4.5-3	15.40	11.60	0.19	0.00	0.00
N-3.60	B216	1433	VC0.5x1	97.0	B.2.4.5-3	15.80	11.60	0.19	0.00	0.00
N-3.60	B216	1433	VC0.5x1	97.0	B.2.4.5-3	16.30	11.70	0.17	0.00	0.00
N-3.60	B216	1433	VC0.5x1	104.7	B.2.4.5-3	16.10	11.70	0.17	0.00	0.00
N-3.60	B216	1433	VC0.5x1	104.7	B.2.4.5-3	15.70	11.80	0.25	0.00	0.00
N-3.60	B216	1433	VC0.5x1	130.8	B.2.4.5-3	15.40	11.80	0.25	0.00	0.00
N-3.60	B216	1433	VC0.5x1	157.0	B.2.4.5-3	14.20	11.80	0.24	0.00	0.00
N-3.60	B216	1433	VC0.5x1	157.0	B.2.4.5-3	13.80	11.90	0.30	0.00	0.00
N-3.60	B216	1433	VC0.5x1	183.2	B.2.4.5-3	11.90	11.90	0.29	0.00	0.00
N-3.60	B216	1433	VC0.5x1	209.3	B.2.4.5-3	11.90	11.90	0.29	0.00	0.00

CALLE 5BI 36-10 OF. 803 CALI TEL: 3543222 CEL: 313-7501395 / 317-4391593, e-mail: wilfajar@hotmail.com

TABLE: Concrete Beam Summary - ACI 318-14

Story	Label	Unique Name	Design Section	Station	As Top Combo	As Top	As Bottom	At Shear	Al Torsion	At Torsion
				cm		cm^2	cm^2	cm^2/cm	cm^2	cm^2/cm
N-3.60	B216	1433	VC0.5x1	209.3	B.2.4.5-3	12.00	12.00	0.20	0.00	0.00
N-3.60	B216	1433	VC0.5x1	217.0	B.2.4.5-3	12.00	12.00	0.20	0.00	0.00
N-3.60	B216	1433	VC0.5x1	217.0	B.2.4.5-3	11.90	11.90	0.33	0.00	0.00
N-3.60	B216	1433	VC0.5x1	251.5	B.2.4.5-3	11.90	19.90	0.33	0.00	0.00
N-3.60	B216	1433	VC0.5x1	251.5	B.2.4.5-3	10.20	20.00	0.00	0.00	0.00
N-3.60	B216	1433	VC0.5x1	264.0	B.2.4.7-4	2.30	26.50	0.00	0.00	0.00
N-3.60	B218	1428	VC0.5x1	0.0	B.2.4.5-3	28.10	15.40	0.30	0.00	0.00
N-3.60	B218	1428	VC0.5x1	26.2	B.2.4.5-3	27.10	15.20	0.30	0.00	0.00
N-3.60	B218	1428	VC0.5x1	52.3	B.2.4.5-3	26.20	15.20	0.30	0.00	0.00
N-3.60	B218	1428	VC0.5x1	52.3	B.2.4.5-3	26.00	15.10	0.32	0.00	0.00
N-3.60	B218	1428	VC0.5x1	97.0	B.2.4.5-3	23.80	15.10	0.31	0.00	0.00
N-3.60	B218	1428	VC0.5x1	97.0	B.2.4.5-3	23.50	15.00	0.33	0.00	0.00
N-3.60	B218	1428	VC0.5x1	104.7	B.2.4.5-3	23.20	15.00	0.33	0.00	0.00
N-3.60	B218	1428	VC0.5x1	104.7	B.2.4.5-3	22.20	15.00	0.10	0.00	0.00
N-3.60	B218	1428	VC0.5x1	130.8	B.2.4.5-3	17.10	15.00	0.10	0.00	0.00
N-3.60	B218	1428	VC0.5x1	157.0	B.2.4.5-3	15.40	15.00	0.10	0.00	0.00
N-3.60	B218	1428	VC0.5x1	157.0	B.2.4.5-3	15.00	14.90	0.16	0.00	0.00
N-3.60	B218	1428	VC0.5x1	183.2	B.2.4.5-3	14.90	14.90	0.16	0.00	0.00

CEL 502 36-10 OF. 503 C ALI TEL. 5545232 CEL. 313-7504395 347-4941595 email wilfajar@hotmail.com

TABLE: Concrete Beam Summary - ACI 318-14

Story	Label	Unique Name	Design Section	Station	As Top Combo	As Top	As Bottom	At Shear	Al Torsion	At Torsion
				cm		cm^2	cm^2	cm^2/cm	cm^2	cm^2/cm
N-3.60	B218	1428	VC0.5x1	209.3	B.2.4.5-3	14.90	14.90	0.16	0.00	0.00
N-3.60	B218	1428	VC0.5x1	209.3	B.2.4.5-3	14.90	14.90	0.35	0.00	0.00
N-3.60	B218	1428	VC0.5x1	217.0	B.2.4.5-3	14.90	14.90	0.35	0.00	0.00
N-3.60	B218	1428	VC0.5x1	217.0	B.2.4.5-3	14.70	14.70	0.00	0.00	0.00
N-3.60	B218	1428	VC0.5x1	261.7	B.2.4.5-3	14.70	36.30	0.00	0.00	0.00
N-3.60	B218	1428	VC0.5x1	261.7	B.2.4.5-3	13.30	37.40	0.00	0.00	0.00
N-3.60	B218	1428	VC0.5x1	264.0	B.2.4.5-3	1.50	39.20	0.00	0.00	0.00
N-3.60	B221	1532	VC0.5x1	0.0	B.2.4.5-8	1.70	1.60	0.00	0.00	0.00
N-3.60	B221	1532	VC0.5x1	49.1	B.2.4.5-8	8.50	8.50	0.00	0.00	0.00
N-3.60	B221	1532	VC0.5x1	49.1	B.2.4.5-8	8.70	8.70	0.00	0.00	0.00
N-3.60	B221	1532	VC0.5x1	98.2	B.2.4.5-8	8.70	8.70	0.00	0.00	0.00
N-3.60	B221	1532	VC0.5x1	98.2	B.2.4.5-8	8.80	8.80	0.00	0.00	0.00
N-3.60	B221	1532	VC0.5x1	147.4	B.2.4.5-8	8.80	8.80	0.00	0.00	0.00
N-3.60	B221	1532	VC0.5x1	147.4	B.2.4.5-8	8.90	8.90	0.00	0.00	0.00
N-3.60	B221	1532	VC0.5x1	196.5	B.2.4.5-8	8.90	8.90	0.00	0.00	0.00
N-3.60	B221	1532	VC0.5x1	196.5	B.2.4.5-8	9.00	9.00	0.00	0.00	0.00
N-3.60	B221	1532	VC0.5x1	245.6	B.2.4.5-8	9.00	9.00	0.00	0.00	0.00
N-3.60	B221	1532	VC0.5x1	245.6	B.2.4.5-8	9.00	9.00	0.00	0.00	0.00

TABLE: Concrete Beam Summary - ACI 318-14

Story	Label	Unique Name	Design Section	Station	As Top Combo	As Top	As Bottom	At Shear	Al Torsion	At Torsion
				cm		cm²	cm²	cm²/cm	cm²	cm²/cm
N-3.60	B221	1532	VC0.5x1	277.5	B.2.4.5-8	9.00	9.00	0.00	0.00	0.00
N-3.60	B221	1532	VC0.5x1	277.5	B.2.4.5-8	9.00	9.00	0.00	0.00	0.00
N-3.60	B221	1532	VC0.5x1	294.7	B.2.4.5-8	9.00	9.00	0.00	0.00	0.00
N-3.60	B221	1532	VC0.5x1	294.7	B.2.4.5-8	9.10	9.10	0.00	0.00	0.00
N-3.60	B221	1532	VC0.5x1	343.8	B.2.4.5-8	9.10	9.10	0.00	0.00	0.00
N-3.60	B221	1532	VC0.5x1	343.8	B.2.4.5-8	9.10	9.10	0.00	0.00	0.00
N-3.60	B221	1532	VC0.5x1	392.9	B.2.4.5-8	9.80	9.10	0.00	0.00	0.00
N-3.60	B221	1532	VC0.5x1	392.9	B.2.4.5-8	9.90	9.10	0.00	0.00	0.00
N-3.60	B221	1532	VC0.5x1	442.1	B.2.4.5-8	10.70	9.10	0.00	0.00	0.00
N-3.60	B221	1532	VC0.5x1	442.1	B.2.4.5-8	10.80	9.10	0.00	0.00	0.00
N-3.60	B221	1532	VC0.5x1	491.2	B.2.4.5-8	11.30	9.10	0.00	0.00	0.00
N-3.60	B221	1532	VC0.5x1	491.2	B.2.4.5-8	11.30	9.10	0.00	0.00	0.00
N-3.60	B221	1532	VC0.5x1	495.0	B.2.4.5-8	11.30	9.10	0.00	0.00	0.00
N-3.60	B221	1532	VC0.5x1	495.0	B.2.4.5-8	11.40	9.10	0.00	0.00	0.00
N-3.60	B221	1532	VC0.5x1	540.3	B.2.4.5-8	9.30	9.10	0.00	0.00	0.00
N-3.60	B221	1532	VC0.5x1	540.3	B.2.4.5-8	9.10	9.10	0.00	0.00	0.00
N-3.60	B221	1532	VC0.5x1	589.4	B.2.4.5-8	9.10	9.10	0.00	0.00	0.00
N-3.60	B221	1532	VC0.5x1	589.4	B.2.4.5-8	9.10	9.10	0.03	0.00	0.00

wilfajar@hotmail.com

TABLE: Concrete Beam Summary - ACI 318-14

Story	Label	Unique Name	Design Section	Station	As Top Combo	As Top	As Bottom	At Shear	Al Torsion	At Torsion
				cm		cm²	cm²	cm²/cm	cm²	cm²/cm
N-3.60	B221	1532	VC0.5x1	638.5	B.2.4.5-8	9.10	9.10	0.02	0.00	0.00
N-3.60	B221	1532	VC0.5x1	638.5	B.2.4.5-8	9.10	9.10	0.05	0.00	0.00
N-3.60	B221	1532	VC0.5x1	687.6	B.2.4.5-8	9.10	9.80	0.05	0.00	0.00
N-3.60	B221	1532	VC0.5x1	687.6	B.2.4.5-8	9.10	10.40	0.09	0.00	0.00
N-3.60	B221	1532	VC0.5x1	736.8	B.2.4.5-8	9.10	15.40	0.09	0.00	0.00
N-3.60	B221	1532	VC0.5x1	736.8	B.2.4.5-8	9.20	15.40	0.13	0.00	0.00
N-3.60	B221	1532	VC0.5x1	772.5	B.2.4.5-8	9.20	20.40	0.13	0.00	0.00
N-3.60	B221	1532	VC0.5x1	772.5	B.2.4.5-8	8.10	20.20	0.17	0.00	0.00
N-3.60	B221	1532	VC0.5x1	785.0	B.2.4.7-8	1.40	22.60	0.17	0.00	0.00
N-3.60	B222	767	VC0.5x1	0.0	B.2.4.5-8	7.80	4.40	0.04	19.60	0.07
N-3.60	B222	767	VC0.5x1	49.1	B.2.4.5-8	9.80	2.80	0.04	19.60	0.07
N-3.60	B222	767	VC0.5x1	49.1	B.2.4.5-8	10.00	3.00	0.04	19.20	0.07
N-3.60	B222	767	VC0.5x1	98.2	B.2.4.5-8	11.30	3.00	0.04	19.20	0.07
N-3.60	B222	767	VC0.5x1	98.2	B.2.4.5-8	11.50	3.20	0.04	18.10	0.07
N-3.60	B222	767	VC0.5x1	147.4	B.2.4.5-8	12.00	3.20	0.04	18.10	0.07
N-3.60	B222	767	VC0.5x1	147.4	B.2.4.5-8	12.30	3.40	0.04	16.90	0.06
N-3.60	B222	767	VC0.5x1	196.5	B.2.4.5-8	12.10	3.40	0.04	16.90	0.06
N-3.60	B222	767	VC0.5x1	196.5	B.2.4.5-8	12.30	3.70	0.04	15.80	0.06

CALLE 5BI 36-10 OF. 803 CALI TEL: 3545232 CEL: 313-7501395 / 317-4391593 e-mail: wilfajar@hotmail.com

TABLE: Concrete Beam Summary - ACI 318-14

Story	Label	Unique Name	Design Section	Station	As Top Combo	As Top	As Bottom	At Shear	Al Torsion	At Torsion
				cm		cm^2	cm^2	cm^2/cm	cm^2	cm^2/cm
N-3.60	B222	767	VC0.5x1	245.6	B.2.4.5-8	11.70	3.70	0.04	15.80	0.06
N-3.60	B222	767	VC0.5x1	245.6	B.2.4.5-8	11.90	3.90	0.04	15.20	0.06
N-3.60	B222	767	VC0.5x1	277.5	B.2.4.5-8	11.30	3.90	0.04	15.20	0.06
N-3.60	B222	767	VC0.5x1	277.5	B.2.4.5-8	11.80	4.10	0.04	0.00	0.00
N-3.60	B222	767	VC0.5x1	294.7	B.2.4.5-8	11.20	4.10	0.04	0.00	0.00
N-3.60	B222	767	VC0.5x1	294.7	B.2.4.5-8	11.20	4.30	0.04	0.00	0.00
N-3.60	B222	767	VC0.5x1	343.8	B.2.4.5-8	8.80	4.30	0.04	0.00	0.00
N-3.60	B222	767	VC0.5x1	343.8	B.2.4.5-8	9.00	4.60	0.04	0.00	0.00
N-3.60	B222	767	VC0.5x1	392.9	B.2.4.5-8	6.60	4.60	0.04	0.00	0.00
N-3.60	B222	767	VC0.5x1	392.9	B.2.4.5-8	6.90	4.90	0.04	0.00	0.00
N-3.60	B222	767	VC0.5x1	442.1	B.2.4.5-8	5.70	4.90	0.04	0.00	0.00
N-3.60	B222	767	VC0.5x1	442.1	B.2.4.5-8	6.10	5.40	0.04	0.00	0.00
N-3.60	B222	767	VC0.5x1	491.2	B.2.4.7-8	5.80	8.80	0.04	0.00	0.00
N-3.60	B222	767	VC0.5x1	491.2	B.2.4.7-8	6.20	9.50	0.09	0.00	0.00
N-3.60	B222	767	VC0.5x1	540.3	B.2.4.7-8	6.50	14.60	0.09	0.00	0.00
N-3.60	B222	767	VC0.5x1	540.3	B.2.4.7-8	6.80	15.30	0.00	0.00	0.00
N-3.60	B222	767	VC0.5x1	555.0	B.2.4.7-8	6.90	15.40	0.00	0.00	0.00
N-3.60	B222	767	VC0.5x1	555.0	B.2.4.5-8	6.30	7.20	0.04	0.00	0.00

wilfajar@hotmail.com

TABLE: Concrete Beam Summary - ACI 318-14

Story	Label	Unique Name	Design Section	Station	As Top Combo	As Top	As Bottom	At Shear	Al Torsion	At Torsion
				cm		cm^2	cm^2	cm^2/cm	cm^2	cm^2/cm
N-3.60	B222	767	VC0.5x1	589.4	B.2.4.5-8	6.30	7.20	0.04	0.00	0.00
N-3.60	B222	767	VC0.5x1	589.4	B.2.4.5-8	6.30	7.00	0.04	0.00	0.00
N-3.60	B222	767	VC0.5x1	638.5	B.2.4.5-8	6.30	6.90	0.04	0.00	0.00
N-3.60	B222	767	VC0.5x1	638.5	B.2.4.5-8	6.40	6.70	0.04	0.00	0.00
N-3.60	B222	767	VC0.5x1	687.6	B.2.4.5-8	6.40	6.60	0.04	0.00	0.00
N-3.60	B222	767	VC0.5x1	687.6	B.2.4.5-8	6.50	6.50	0.04	0.00	0.00
N-3.60	B222	767	VC0.5x1	736.8	B.2.4.5-8	6.50	6.50	0.04	0.00	0.00
N-3.60	B222	767	VC0.5x1	736.8	B.2.4.5-8	6.70	6.70	0.04	0.00	0.00
N-3.60	B222	767	VC0.5x1	785.9	B.2.4.5-8	6.70	6.70	0.04	0.00	0.00
N-3.60	B222	767	VC0.5x1	785.9	B.2.4.5-8	6.80	6.80	0.04	0.00	0.00
N-3.60	B222	767	VC0.5x1	835.0	B.2.4.5-8	5.00	6.70	0.04	0.00	0.00
N-3.60	B223	1530	VC0.5x1	0.0	B.2.4.5-3	6.30	3.60	0.26	22.80	0.09
N-3.60	B223	1530	VC0.5x1	26.2	B.2.4.5-3	15.40	15.40	0.25	22.80	0.09
N-3.60	B223	1530	VC0.5x1	52.3	B.2.4.5-3	15.40	15.40	0.25	22.80	0.09
N-3.60	B223	1530	VC0.5x1	52.3	B.2.4.5-3	15.40	15.40	0.00	22.20	0.08
N-3.60	B223	1530	VC0.5x1	97.0	B.2.4.5-3	15.40	15.40	0.28	22.20	0.08
N-3.60	B223	1530	VC0.5x1	97.0	B.2.4.5-3	15.40	15.40	0.28	21.10	0.08
N-3.60	B223	1530	VC0.5x1	104.7	B.2.4.5-3	15.40	15.40	0.28	21.10	0.08

CALLE 5B1 36-10 OF. 803 CALI TEL: 5545232 CEL: 313-7501395 - 3174391593, e-mail: wilfajar@hotmail.com

TABLE: Concrete Beam Summary - ACI 318-14

Story	Label	Unique Name	Design Section	Station	As Top Combo	As Top	As Bottom	At Shear	Al Torsion	At Torsion
				cm		cm²	cm²	cm²/cm	cm²	cm²/cm
N-3.60	B223	1530	VC0.5x1	104.7	B.2.4.5-3	15.40	15.40	0.09	19.90	0.08
N-3.60	B223	1530	VC0.5x1	130.8	B.2.4.5-3	15.40	15.40	0.09	19.90	0.08
N-3.60	B223	1530	VC0.5x1	157.0	B.2.4.5-3	15.40	15.40	0.09	19.90	0.08
N-3.60	B223	1530	VC0.5x1	157.0	B.2.4.5-3	15.40	15.40	0.16	16.70	0.06
N-3.60	B223	1530	VC0.5x1	183.2	B.2.4.5-3	15.40	18.00	0.16	16.70	0.06
N-3.60	B223	1530	VC0.5x1	209.3	B.2.4.5-3	15.40	24.80	0.16	16.70	0.06
N-3.60	B223	1530	VC0.5x1	209.3	B.2.4.5-3	15.40	25.90	0.04	14.50	0.05
N-3.60	B223	1530	VC0.5x1	217.0	B.2.4.5-3	15.40	26.90	0.04	14.50	0.05
N-3.60	B223	1530	VC0.5x1	217.0	B.2.4.5-3	15.40	29.20	0.29	15.30	0.06
N-3.60	B223	1530	VC0.5x1	239.0	B.2.4.5-3	15.40	38.10	0.28	15.30	0.06
N-3.60	B223	1530	VC0.5x1	239.0	B.2.4.5-3	15.40	39.10	0.00	16.60	0.06
N-3.60	B223	1530	VC0.5x1	264.0	B.2.4.7-4	0.90	53.70	0.00	16.60	0.06
N-3.60	B80	705	VC0.5x1	50.0	B.2.4.5-3	3.10	15.40	0.11	0.00	0.00
N-3.60	B80	705	VC0.5x1	62.5	B.2.4.5-8	7.10	15.40	0.11	0.00	0.00
N-3.60	B80	705	VC0.5x1	62.5	B.2.4.5-3	8.70	15.40	0.17	0.00	0.00
N-3.60	B80	705	VC0.5x1	101.3	B.2.4.5-3	8.70	13.20	0.17	0.00	0.00
N-3.60	B80	705	VC0.5x1	101.3	B.2.4.5-8	8.40	11.40	0.16	0.00	0.00
N-3.60	B80	705	VC0.5x1	114.5	B.2.4.5-8	8.40	9.50	0.16	0.00	0.00

CALLE 501 36-19 OF. 903 CALI TEL: 5548232 CEL. 315-7594395 - 317-7941593 email: wilfajar@hotmail.com

TABLE: Concrete Beam Summary - ACI 318-14

Story	Label	Unique Name	Design Section	Station	As Top Combo	As Top	As Bottom	At Shear	Al Torsion	At Torsion
				cm		cm²	cm²	cm²/cm	cm²	cm²/cm
N-3.60	B80	705	VC0.5x1	114.5	B.2.4.5-8	8.30	8.30	0.11	0.00	0.00
N-3.60	B80	705	VC0.5x1	151.9	B.2.4.5-8	8.30	8.30	0.11	0.00	0.00
N-3.60	B80	705	VC0.5x1	151.9	B.2.4.5-3	8.30	8.30	0.13	0.00	0.00
N-3.60	B80	705	VC0.5x1	177.3	B.2.4.5-3	8.30	8.30	0.13	0.00	0.00
N-3.60	B80	705	VC0.5x1	202.6	B.2.4.5-3	8.60	8.30	0.13	0.00	0.00
N-3.60	B80	705	VC0.5x1	202.6	B.2.4.5-3	9.10	8.40	0.15	0.00	0.00
N-3.60	B80	705	VC0.5x1	234.5	B.2.4.5-3	12.90	8.40	0.15	0.00	0.00
N-3.60	B80	705	VC0.5x1	234.5	B.2.4.5-3	13.50	8.60	0.13	0.00	0.00
N-3.60	B80	705	VC0.5x1	253.2	B.2.4.5-3	12.00	8.60	0.13	0.00	0.00
N-3.60	B80	705	VC0.5x1	253.2	B.2.4.5-3	12.60	8.60	0.12	0.00	0.00
N-3.60	B80	705	VC0.5x1	278.5	B.2.4.5-3	11.30	8.60	0.12	0.00	0.00
N-3.60	B80	705	VC0.5x1	303.9	B.2.4.5-3	10.00	8.60	0.12	0.00	0.00
N-3.60	B80	705	VC0.5x1	303.9	B.2.4.5-3	11.30	9.10	0.10	0.00	0.00
N-3.60	B80	705	VC0.5x1	329.2	B.2.4.5-3	11.00	9.10	0.10	0.00	0.00
N-3.60	B80	705	VC0.5x1	354.5	B.2.4.5-3	10.80	9.10	0.10	0.00	0.00
N-3.60	B80	705	VC0.5x1	354.5	B.2.4.5-3	9.70	9.50	0.18	0.00	0.00
N-3.60	B80	705	VC0.5x1	386.5	B.2.4.5-3	9.50	9.50	0.17	0.00	0.00
N-3.60	B80	705	VC0.5x1	386.5	B.2.4.5-3	8.60	8.60	0.11	0.00	0.00

TABLE: Concrete Beam Summary - ACI 318-14

Story	Label	Unique Name	Design Section	Station	As Top Combo	As Top	As Bottom	At Shear	Al Torsion	At Torsion
				cm		cm^2	cm^2	cm^2/cm	cm^2	cm^2/cm
N-3.60	B80	705	VC0.5x1	399.0	B.2.4.5-3	4.50	7.30	0.11	0.00	0.00
N-3.60	B296	670	VC0.5x1	50.0	B.2.4.5-8	3.00	6.60	0.04	0.00	0.00
N-3.60	B296	670	VC0.5x1	50.5	B.2.4.5-8	3.90	6.60	0.04	0.00	0.00
N-3.60	B296	670	VC0.5x1	50.5	B.2.4.5-8	4.20	6.70	0.04	0.00	0.00
N-3.60	B296	670	VC0.5x1	75.8	B.2.4.5-8	4.20	6.60	0.04	0.00	0.00
N-3.60	B296	670	VC0.5x1	101.1	B.2.4.5-8	4.20	6.40	0.05	0.00	0.00
N-3.60	B296	670	VC0.5x1	101.1	B.2.4.5-8	4.10	6.00	0.05	0.00	0.00
N-3.60	B296	670	VC0.5x1	126.4	B.2.4.5-8	4.10	5.70	0.05	0.00	0.00
N-3.60	B296	670	VC0.5x1	151.6	B.2.4.5-8	4.10	5.40	0.05	0.00	0.00
N-3.60	B296	670	VC0.5x1	151.6	B.2.4.5-8	3.90	5.10	0.05	0.00	0.00
N-3.60	B296	670	VC0.5x1	176.9	B.2.4.5-8	3.90	4.80	0.05	0.00	0.00
N-3.60	B296	670	VC0.5x1	202.2	B.2.4.5-8	3.90	4.50	0.05	0.00	0.00
N-3.60	B296	670	VC0.5x1	202.2	B.2.4.5-8	3.80	4.30	0.05	0.00	0.00
N-3.60	B296	670	VC0.5x1	227.5	B.2.4.5-8	3.80	3.90	0.05	0.00	0.00
N-3.60	B296	670	VC0.5x1	252.7	B.2.4.5-8	3.80	3.80	0.05	0.00	0.00
N-3.60	B296	670	VC0.5x1	252.7	B.2.4.5-8	3.70	3.70	0.06	0.00	0.00
N-3.60	B296	670	VC0.5x1	278.0	B.2.4.5-8	3.70	3.70	0.06	0.00	0.00
N-3.60	B296	670	VC0.5x1	278.0	B.2.4.5-8	3.70	3.70	0.06	0.00	0.00

CELL 301 26-30 QK 303 CALL TEL: 5345232 CEL 313-5304395 317-4391593 e-mail wilfajar@hotmail.com

TABLE: Concrete Beam Summary - ACI 318-14

Story	Label	Unique Name	Design Section	Station	As Top Combo	As Top	As Bottom	At Shear	Al Torsion	At Torsion
				cm		cm²	cm²	cm²/cm	cm²	cm²/cm
N-3.60	B296	670	VC0.5x1	303.3	B.2.4.5-8	3.70	3.70	0.06	0.00	0.00
N-3.60	B296	670	VC0.5x1	303.3	B.2.4.5-8	3.80	3.80	0.05	0.00	0.00
N-3.60	B296	670	VC0.5x1	328.5	B.2.4.5-8	3.80	3.80	0.05	0.00	0.00
N-3.60	B296	670	VC0.5x1	353.8	B.2.4.5-8	3.80	3.80	0.05	0.00	0.00
N-3.60	B296	670	VC0.5x1	353.8	B.2.4.5-8	3.70	3.70	0.05	0.00	0.00
N-3.60	B296	670	VC0.5x1	379.1	B.2.4.5-8	3.70	3.70	0.05	0.00	0.00
N-3.60	B296	670	VC0.5x1	404.4	B.2.4.5-8	3.70	3.80	0.04	0.00	0.00
N-3.60	B296	670	VC0.5x1	404.4	B.2.4.5-8	3.80	3.60	0.05	0.00	0.00
N-3.60	B296	670	VC0.5x1	429.6	B.2.4.5-8	3.60	3.70	0.05	0.00	0.00
N-3.60	B296	670	VC0.5x1	454.9	B.2.4.5-8	3.60	3.90	0.04	0.00	0.00
N-3.60	B296	670	VC0.5x1	454.9	B.2.4.5-8	4.10	3.70	0.04	0.00	0.00
N-3.60	B296	670	VC0.5x1	480.2	B.2.4.5-8	4.00	3.80	0.04	0.00	0.00
N-3.60	B296	670	VC0.5x1	505.5	B.2.4.5-8	4.00	3.90	0.04	0.00	0.00
N-3.60	B296	670	VC0.5x1	505.5	B.2.4.5-8	4.60	3.80	0.04	0.00	0.00
N-3.60	B296	670	VC0.5x1	506.0	B.2.4.5-8	4.60	3.80	0.04	0.00	0.00
N-3.60	B326	694	VC0.5x1	49.0	B.2.4.5-8	8.40	5.60	0.07	0.00	0.00
N-3.60	B326	694	VC0.5x1	98.0	B.2.4.5-8	8.50	4.20	0.07	0.00	0.00
N-3.60	B326	694	VC0.5x1	98.0	B.2.4.5-8	7.00	4.00	0.07	0.00	0.00

CALLE 3BI 36-10 OF. 803 CALI TEL: 3545252 CEL: 313-7501395 / 3174391593, e-mail: wilfajar@hotmail.com

TABLE: Concrete Beam Summary - ACI 318-14

Story	Label	Unique Name	Design Section	Station	As Top Combo	As Top	As Bottom	At Shear	Al Torsion	At Torsion
				cm		cm²	cm²	cm²/cm	cm²	cm²/cm
N-3.60	B326	694	VC0.5x1	147.0	B.2.4.5-8	7.20	4.00	0.07	0.00	0.00
N-3.60	B326	694	VC0.5x1	147.0	B.2.4.5-8	5.70	3.90	0.07	0.00	0.00
N-3.60	B326	694	VC0.5x1	196.0	B.2.4.5-8	6.20	3.90	0.07	0.00	0.00
N-3.60	B326	694	VC0.5x1	196.0	B.2.4.5-8	4.40	3.90	0.08	0.00	0.00
N-3.60	B326	694	VC0.5x1	245.0	B.2.4.5-8	5.60	3.90	0.09	0.00	0.00
N-3.60	B326	694	VC0.5x1	245.0	B.2.4.5-8	4.80	4.00	0.09	0.00	0.00
N-3.60	B326	694	VC0.5x1	294.0	B.2.4.7-8	4.00	4.00	0.09	0.00	0.00
N-3.60	B326	694	VC0.5x1	294.0	B.2.4.7-8	4.10	4.10	0.08	0.00	0.00
N-3.60	B326	694	VC0.5x1	343.0	B.2.4.7-8	4.10	4.20	0.08	0.00	0.00
N-3.60	B326	694	VC0.5x1	343.0	B.2.4.7-8	4.30	5.00	0.08	0.00	0.00
N-3.60	B326	694	VC0.5x1	392.0	B.2.4.7-8	4.30	5.70	0.07	0.00	0.00
N-3.60	B326	694	VC0.5x1	392.0	B.2.4.7-8	4.40	6.70	0.07	0.00	0.00
N-3.60	B326	694	VC0.5x1	441.0	B.2.4.7-8	3.20	7.20	0.07	0.00	0.00
N-3.60	B328	1420	VC0.5x1	50.0	B.2.4.7-4	1.50	26.70	0.34	0.00	0.00
N-3.60	B328	1420	VC0.5x1	50.3	B.2.4.5-3	9.70	26.50	0.34	0.00	0.00
N-3.60	B328	1420	VC0.5x1	50.3	B.2.4.5-3	10.70	26.10	0.30	0.00	0.00
N-3.60	B328	1420	VC0.5x1	75.5	B.2.4.5-3	10.70	16.40	0.30	0.00	0.00
N-3.60	B328	1420	VC0.5x1	100.7	B.2.4.5-3	10.70	10.70	0.30	0.00	0.00

wilfgar@hotmail.com

TABLE: Concrete Beam Summary - ACI 318-14

Story	Label	Unique Name	Design Section	Station	As Top Combo	As Top	As Bottom	At Shear	Al Torsion	At Torsion
				cm		cm²	cm²	cm²/cm	cm²	cm²/cm
N-3.60	B328	1420	VC0.5x1	100.7	B.2.4.5-3	10.80	10.80	0.14	0.00	0.00
N-3.60	B328	1420	VC0.5x1	106.5	B.2.4.5-3	10.80	10.80	0.14	0.00	0.00
N-3.60	B328	1420	VC0.5x1	106.5	B.2.4.5-3	10.80	10.80	0.22	0.00	0.00
N-3.60	B328	1420	VC0.5x1	151.0	B.2.4.5-3	10.80	10.80	0.22	0.00	0.00
N-3.60	B328	1420	VC0.5x1	151.0	B.2.4.5-3	11.10	10.80	0.19	0.00	0.00
N-3.60	B328	1420	VC0.5x1	176.2	B.2.4.5-3	14.30	10.80	0.19	0.00	0.00
N-3.60	B328	1420	VC0.5x1	201.3	B.2.4.5-3	15.40	10.80	0.20	0.00	0.00
N-3.60	B328	1420	VC0.5x1	201.3	B.2.4.5-3	15.40	10.90	0.16	0.00	0.00
N-3.60	B328	1420	VC0.5x1	226.5	B.2.4.5-3	16.60	10.90	0.16	0.00	0.00
N-3.60	B328	1420	VC0.5x1	226.5	B.2.4.5-3	16.90	10.90	0.09	0.00	0.00
N-3.60	B328	1420	VC0.5x1	251.7	B.2.4.5-3	17.20	10.90	0.09	0.00	0.00
N-3.60	B328	1420	VC0.5x1	251.7	B.2.4.5-3	17.20	10.90	0.11	0.00	0.00
N-3.60	B328	1420	VC0.5x1	276.8	B.2.4.5-3	17.30	10.90	0.11	0.00	0.00
N-3.60	B328	1420	VC0.5x1	302.0	B.2.4.5-3	17.30	10.90	0.11	0.00	0.00
N-3.60	B328	1420	VC0.5x1	302.0	B.2.4.5-3	17.30	10.90	0.12	0.00	0.00
N-3.60	B328	1420	VC0.5x1	334.9	B.2.4.5-3	16.90	10.90	0.11	0.00	0.00
N-3.60	B328	1420	VC0.5x1	334.9	B.2.4.5-3	16.70	10.90	0.09	0.00	0.00
N-3.60	B328	1420	VC0.5x1	346.5	B.2.4.5-3	16.70	10.90	0.09	0.00	0.00

CALLE 5BI 36-10 OF. 803 CALI TEL. 3345222 CEL. 313-7504395 3174391593 e-mail: wilfajar@hotmail.com

TABLE: Concrete Beam Summary - ACI 318-14

Story	Label	Unique Name	Design Section	Station	As Top Combo	As Top	As Bottom	At Shear	Al Torsion	At Torsion
				cm		cm²	cm²	cm²/cm	cm²	cm²/cm
N-3.60	B328	1420	VC0.5x1	346.5	B.2.4.5-3	16.10	10.80	0.10	0.00	0.00
N-3.60	B328	1420	VC0.5x1	352.3	B.2.4.5-3	16.00	10.80	0.10	0.00	0.00
N-3.60	B328	1420	VC0.5x1	352.3	B.2.4.5-3	15.50	10.80	0.18	0.00	0.00
N-3.60	B328	1420	VC0.5x1	396.4	B.2.4.5-3	15.40	10.80	0.18	0.00	0.00
N-3.60	B328	1420	VC0.5x1	396.4	B.2.4.5-3	15.10	10.80	0.09	0.00	0.00
N-3.60	B328	1420	VC0.5x1	402.7	B.2.4.5-3	15.10	10.80	0.09	0.00	0.00
N-3.60	B328	1420	VC0.5x1	402.7	B.2.4.5-3	14.00	9.50	0.21	0.00	0.00
N-3.60	B328	1420	VC0.5x1	403.0	B.2.4.5-3	14.00	7.60	0.21	0.00	0.00
N-3.60	B339	1407	VC0.5x1	50.0	B.2.4.7-4	1.50	27.50	0.34	0.00	0.00
N-3.60	B339	1407	VC0.5x1	50.3	B.2.4.5-3	9.90	27.30	0.34	0.00	0.00
N-3.60	B339	1407	VC0.5x1	50.3	B.2.4.5-3	10.90	26.80	0.32	0.00	0.00
N-3.60	B339	1407	VC0.5x1	75.5	B.2.4.5-3	10.90	16.20	0.32	0.00	0.00
N-3.60	B339	1407	VC0.5x1	100.7	B.2.4.5-3	10.90	10.90	0.32	0.00	0.00
N-3.60	B339	1407	VC0.5x1	100.7	B.2.4.5-3	11.00	11.00	0.13	0.00	0.00
N-3.60	B339	1407	VC0.5x1	106.5	B.2.4.5-3	11.00	11.00	0.13	0.00	0.00
N-3.60	B339	1407	VC0.5x1	106.5	B.2.4.5-3	11.00	11.00	0.21	0.00	0.00
N-3.60	B339	1407	VC0.5x1	151.0	B.2.4.5-3	11.80	11.00	0.21	0.00	0.00
N-3.60	B339	1407	VC0.5x1	151.0	B.2.4.5-3	12.50	11.00	0.18	0.00	0.00

[illegible] 581 36 20 OF. 803 CEL/TEL: 5543232 CEL. 315-7504395 317-4291593 e-mail: wilfajar@hotmail.com

TABLE: Concrete Beam Summary - ACI 318-14

Story	Label	Unique Name	Design Section	Station	As Top Combo	As Top	As Bottom	At Shear	Al Torsion	At Torsion
				cm		cm²	cm²	cm²/cm	cm²	cm²/cm
N-3.60	B339	1407	VC0.5x1	176.2	B.2.4.5-3	15.40	11.00	0.18	0.00	0.00
N-3.60	B339	1407	VC0.5x1	201.3	B.2.4.5-3	16.10	11.00	0.18	0.00	0.00
N-3.60	B339	1407	VC0.5x1	201.3	B.2.4.5-3	16.70	11.00	0.14	0.00	0.00
N-3.60	B339	1407	VC0.5x1	226.5	B.2.4.5-3	19.10	11.00	0.14	0.00	0.00
N-3.60	B339	1407	VC0.5x1	226.5	B.2.4.5-3	19.30	10.90	0.09	0.00	0.00
N-3.60	B339	1407	VC0.5x1	251.7	B.2.4.5-3	19.30	10.90	0.08	0.00	0.00
N-3.60	B339	1407	VC0.5x1	251.7	B.2.4.5-3	19.20	10.90	0.10	0.00	0.00
N-3.60	B339	1407	VC0.5x1	276.8	B.2.4.5-3	18.70	10.90	0.10	0.00	0.00
N-3.60	B339	1407	VC0.5x1	302.0	B.2.4.5-3	18.30	10.90	0.10	0.00	0.00
N-3.60	B339	1407	VC0.5x1	302.0	B.2.4.5-3	18.10	10.80	0.12	0.00	0.00
N-3.60	B339	1407	VC0.5x1	346.5	B.2.4.5-3	16.40	10.80	0.12	0.00	0.00
N-3.60	B339	1407	VC0.5x1	346.5	B.2.4.5-3	15.50	10.80	0.09	0.00	0.00
N-3.60	B339	1407	VC0.5x1	352.3	B.2.4.5-3	15.40	10.80	0.09	0.00	0.00
N-3.60	B339	1407	VC0.5x1	352.3	B.2.4.5-3	15.40	10.70	0.21	0.00	0.00
N-3.60	B339	1407	VC0.5x1	377.5	B.2.4.5-3	15.20	10.70	0.21	0.00	0.00
N-3.60	B339	1407	VC0.5x1	402.7	B.2.4.5-3	10.90	10.70	0.21	0.00	0.00
N-3.60	B339	1407	VC0.5x1	402.7	B.2.4.5-3	9.50	9.50	0.24	0.00	0.00
N-3.60	B339	1407	VC0.5x1	403.0	B.2.4.5-3	9.40	5.20	0.24	0.00	0.00

CALLE 5BI 36-10 OF. 803 CALI TEL: 3545232 CEL: 313-7301395 / 317-4391393. e-mail: wilfajar@hotmail.com

TABLE: Concrete Beam Summary - ACI 318-14

Story	Label	Unique Name	Design Section	Station	As Top Combo	As Top	As Bottom	At Shear	Al Torsion	At Torsion
				cm		cm^2	cm^2	cm^2/cm	cm^2	cm^2/cm
N-3.60	B341	1513	VC0.5x1	50.0	B.2.4.5-3	2.40	23.90	0.35	0.00	0.00
N-3.60	B341	1513	VC0.5x1	51.7	B.2.4.5-3	9.60	23.10	0.35	0.00	0.00
N-3.60	B341	1513	VC0.5x1	51.7	B.2.4.5-3	11.10	22.30	0.29	0.00	0.00
N-3.60	B341	1513	VC0.5x1	80.5	B.2.4.5-3	11.10	15.40	0.29	0.00	0.00
N-3.60	B341	1513	VC0.5x1	80.5	B.2.4.5-3	11.10	14.50	0.04	0.00	0.00
N-3.60	B341	1513	VC0.5x1	87.5	B.2.4.5-3	11.10	14.20	0.04	0.00	0.00
N-3.60	B341	1513	VC0.5x1	87.5	B.2.4.5-3	11.10	14.40	0.00	0.00	0.00
N-3.60	B341	1513	VC0.5x1	89.2	B.2.4.5-3	11.10	14.40	0.00	0.00	0.00
N-3.60	B341	1513	VC0.5x1	89.2	B.2.4.5-3	11.10	12.20	0.03	0.00	0.00
N-3.60	B341	1513	VC0.5x1	103.3	B.2.4.5-3	11.10	11.10	0.03	0.00	0.00
N-3.60	B341	1513	VC0.5x1	103.3	B.2.4.5-3	11.10	11.10	0.08	0.00	0.00
N-3.60	B341	1513	VC0.5x1	140.9	B.2.4.5-3	11.10	11.10	0.08	0.00	0.00
N-3.60	B341	1513	VC0.5x1	140.9	B.2.4.5-3	11.10	11.10	0.00	0.00	0.00
N-3.60	B341	1513	VC0.5x1	155.0	B.2.4.5-3	11.10	11.10	0.00	0.00	0.00
N-3.60	B341	1513	VC0.5x1	155.0	B.2.4.5-3	11.70	11.10	0.05	0.00	0.00
N-3.60	B341	1513	VC0.5x1	193.7	B.2.4.5-3	15.40	11.10	0.06	0.00	0.00
N-3.60	B341	1513	VC0.5x1	193.7	B.2.4.5-3	15.40	11.10	0.00	0.00	0.00
N-3.60	B341	1513	VC0.5x1	206.7	B.2.4.5-3	15.40	11.10	0.00	0.00	0.00

wilfajar@hotmail.com

TABLE: Concrete Beam Summary - ACI 318-14

Story	Label	Unique Name	Design Section	Station	As Top Combo	As Top	As Bottom	At Shear	Al Torsion	At Torsion
				cm		cm²	cm²	cm²/cm	cm²	cm²/cm
N-3.60	B341	1513	VC0.5x1	206.7	B.2.4.5-3	15.40	11.10	0.00	0.00	0.00
N-3.60	B341	1513	VC0.5x1	207.5	B.2.4.5-3	15.40	11.10	0.00	0.00	0.00
N-3.60	B341	1513	VC0.5x1	207.5	B.2.4.5-3	15.40	11.00	0.00	0.00	0.00
N-3.60	B341	1513	VC0.5x1	211.4	B.2.4.5-3	15.40	11.00	0.00	0.00	0.00
N-3.60	B341	1513	VC0.5x1	211.4	B.2.4.5-3	15.40	11.00	0.00	0.00	0.00
N-3.60	B341	1513	VC0.5x1	258.3	B.2.4.2-2	15.40	11.00	0.00	0.00	0.00
N-3.60	B341	1513	VC0.5x1	258.3	B.2.4.2-2	15.40	11.10	0.00	0.00	0.00
N-3.60	B341	1513	VC0.5x1	284.2	B.2.4.2-2	15.40	11.10	0.00	0.00	0.00
N-3.60	B341	1513	VC0.5x1	310.0	B.2.4.2-2	15.40	11.10	0.00	0.00	0.00
N-3.60	B341	1513	VC0.5x1	310.0	B.2.4.2-2	15.40	11.10	0.00	0.00	0.00
N-3.60	B341	1513	VC0.5x1	327.5	B.2.4.2-2	15.40	11.10	0.00	0.00	0.00
N-3.60	B341	1513	VC0.5x1	327.5	B.2.4.2-2	15.40	11.10	0.00	0.00	0.00
N-3.60	B341	1513	VC0.5x1	361.7	B.2.4.5-3	15.40	11.10	0.00	0.00	0.00
N-3.60	B341	1513	VC0.5x1	361.7	B.2.4.5-3	15.40	11.20	0.00	0.00	0.00
N-3.60	B341	1513	VC0.5x1	387.5	B.2.4.5-3	15.40	11.20	0.00	0.00	0.00
N-3.60	B341	1513	VC0.5x1	387.5	B.2.4.5-3	15.40	11.20	0.00	0.00	0.00
N-3.60	B341	1513	VC0.5x1	413.3	B.2.4.5-3	15.40	11.20	0.00	0.00	0.00
N-3.60	B341	1513	VC0.5x1	413.3	B.2.4.5-3	15.40	11.20	0.00	0.00	0.00

TABLE: Concrete Beam Summary - ACI 318-14

Story	Label	Unique Name	Design Section	Station	As Top Combo	As Top	As Bottom	At Shear	Al Torsion	At Torsion
				cm		cm²	cm²	cm²/cm	cm²	cm²/cm
N-3.60	B341	1513	VC0.5x1	422.7	B.2.4.5-3	15.40	11.20	0.00	0.00	0.00
N-3.60	B341	1513	VC0.5x1	422.7	B.2.4.5-3	15.40	11.20	0.00	0.00	0.00
N-3.60	B341	1513	VC0.5x1	447.5	B.2.4.5-3	15.40	11.20	0.00	0.00	0.00
N-3.60	B341	1513	VC0.5x1	447.5	B.2.4.5-3	15.40	11.20	0.04	0.00	0.00
N-3.60	B341	1513	VC0.5x1	465.0	B.2.4.5-3	15.40	11.20	0.04	0.00	0.00
N-3.60	B341	1513	VC0.5x1	465.0	B.2.4.5-3	15.40	11.30	0.04	0.00	0.00
N-3.60	B341	1513	VC0.5x1	489.5	B.2.4.5-3	15.40	11.30	0.04	0.00	0.00
N-3.60	B341	1513	VC0.5x1	489.5	B.2.4.5-3	15.40	11.30	0.04	0.00	0.00
N-3.60	B341	1513	VC0.5x1	516.7	B.2.4.5-3	15.40	11.30	0.04	0.00	0.00
N-3.60	B341	1513	VC0.5x1	516.7	B.2.4.5-3	15.40	11.30	0.04	0.00	0.00
N-3.60	B341	1513	VC0.5x1	563.6	B.2.4.5-3	15.40	11.30	0.04	0.00	0.00
N-3.60	B341	1513	VC0.5x1	563.6	B.2.4.5-3	15.40	11.30	0.04	0.00	0.00
N-3.60	B341	1513	VC0.5x1	567.5	B.2.4.5-3	15.40	11.30	0.04	0.00	0.00
N-3.60	B341	1513	VC0.5x1	567.5	B.2.4.5-3	15.40	11.30	0.04	17.00	0.06
N-3.60	B341	1513	VC0.5x1	568.3	B.2.4.5-3	15.40	11.30	0.04	17.00	0.06
N-3.60	B341	1513	VC0.5x1	568.3	B.2.4.5-3	15.00	11.40	0.04	17.20	0.06
N-3.60	B341	1513	VC0.5x1	581.2	B.2.4.5-3	14.60	11.40	0.04	17.20	0.06
N-3.60	B341	1513	VC0.5x1	581.2	B.2.4.5-3	13.20	11.40	0.04	17.20	0.06

CALLE 50E 36-10 OF. 802 CALI TEL: 5545232 CEL: 312-7504395 31°1291593 e-mail: wilfajar@hotmail.com

TABLE: Concrete Beam Summary - ACI 318-14

Story	Label	Unique Name	Design Section	Station	As Top Combo	As Top	As Bottom	At Shear	Al Torsion	At Torsion
				cm		cm^2	cm^2	cm^2/cm	cm^2	cm^2/cm
N-3.60	B341	1513	VC0.5x1	620.0	B.2.4.5-3	11.40	11.40	0.04	17.20	0.06
N-3.60	B341	1513	VC0.5x1	620.0	B.2.4.5-3	11.40	11.40	0.06	17.90	0.07
N-3.60	B341	1513	VC0.5x1	645.8	B.2.4.5-3	11.40	11.40	0.06	17.90	0.07
N-3.60	B341	1513	VC0.5x1	671.7	B.2.4.5-3	11.40	11.40	0.06	17.90	0.07
N-3.60	B341	1513	VC0.5x1	671.7	B.2.4.5-3	11.50	11.50	0.04	18.00	0.07
N-3.60	B341	1513	VC0.5x1	687.5	B.2.4.5-3	11.50	11.50	0.04	18.00	0.07
N-3.60	B341	1513	VC0.5x1	687.5	B.2.4.5-3	11.50	12.10	0.04	23.20	0.09
N-3.60	B341	1513	VC0.5x1	694.5	B.2.4.5-3	11.50	12.20	0.04	23.20	0.09
N-3.60	B341	1513	VC0.5x1	694.5	B.2.4.5-3	11.50	13.50	0.04	23.20	0.09
N-3.60	B341	1513	VC0.5x1	704.5	B.2.4.5-3	11.50	14.40	0.04	23.20	0.09
N-3.60	B341	1513	VC0.5x1	704.5	B.2.4.5-3	11.50	15.40	0.04	23.20	0.09
N-3.60	B341	1513	VC0.5x1	723.3	B.2.4.5-3	11.50	15.40	0.04	23.20	0.09
N-3.60	B341	1513	VC0.5x1	723.3	B.2.4.5-3	11.50	15.40	0.12	21.40	0.08
N-3.60	B341	1513	VC0.5x1	749.2	B.2.4.5-3	11.50	18.50	0.11	21.40	0.08
N-3.60	B341	1513	VC0.5x1	775.0	B.2.4.7-4	5.40	22.30	0.11	21.40	0.08
N-3.60	B355	1427	VC0.5x1	0.0	B.2.4.5-3	22.60	15.40	0.21	0.00	0.00
N-3.60	B355	1427	VC0.5x1	26.2	B.2.4.5-3	21.90	11.40	0.21	0.00	0.00
N-3.60	B355	1427	VC0.5x1	52.3	B.2.4.5-3	21.20	11.40	0.21	0.00	0.00

TABLE: Concrete Beam Summary - ACI 318-14

Story	Label	Unique Name	Design Section	Station	As Top Combo	As Top	As Bottom	At Shear	Al Torsion	At Torsion
				cm		cm^2	cm^2	cm^2/cm	cm^2	cm^2/cm
N-3.60	B355	1427	VC0.5x1	52.3	B.2.4.5-3	21.00	11.40	0.21	0.00	0.00
N-3.60	B355	1427	VC0.5x1	78.5	B.2.4.5-3	20.30	11.40	0.21	0.00	0.00
N-3.60	B355	1427	VC0.5x1	78.5	B.2.4.5-3	19.70	11.40	0.21	0.00	0.00
N-3.60	B355	1427	VC0.5x1	97.0	B.2.4.5-3	19.50	11.40	0.21	0.00	0.00
N-3.60	B355	1427	VC0.5x1	97.0	B.2.4.5-3	19.20	11.50	0.23	0.00	0.00
N-3.60	B355	1427	VC0.5x1	104.7	B.2.4.5-3	18.90	11.50	0.23	0.00	0.00
N-3.60	B355	1427	VC0.5x1	104.7	B.2.4.5-3	18.30	11.50	0.33	0.00	0.00
N-3.60	B355	1427	VC0.5x1	130.8	B.2.4.5-3	15.40	11.50	0.33	0.00	0.00
N-3.60	B355	1427	VC0.5x1	157.0	B.2.4.5-3	14.40	11.50	0.32	0.00	0.00
N-3.60	B355	1427	VC0.5x1	157.0	B.2.4.5-3	13.20	11.60	0.34	0.00	0.00
N-3.60	B355	1427	VC0.5x1	196.3	B.2.4.5-3	11.60	11.60	0.34	0.00	0.00
N-3.60	B355	1427	VC0.5x1	196.3	B.2.4.5-3	11.60	11.60	0.24	0.00	0.00
N-3.60	B355	1427	VC0.5x1	209.3	B.2.4.5-3	11.60	11.60	0.24	0.00	0.00
N-3.60	B355	1427	VC0.5x1	209.3	B.2.4.5-3	11.60	11.60	0.25	0.00	0.00
N-3.60	B355	1427	VC0.5x1	217.0	B.2.4.5-3	11.60	11.60	0.25	0.00	0.00
N-3.60	B355	1427	VC0.5x1	217.0	B.2.4.5-3	11.50	11.50	0.09	0.00	0.00
N-3.60	B355	1427	VC0.5x1	235.5	B.2.4.5-3	11.50	15.30	0.37	0.00	0.00
N-3.60	B355	1427	VC0.5x1	235.5	B.2.4.5-3	11.50	17.70	0.18	0.00	0.00

wilfajar@hotmail.com

TABLE: Concrete Beam Summary - ACI 318-14

Story	Label	Unique Name	Design Section	Station	As Top Combo	As Top	As Bottom	At Shear	Al Torsion	At Torsion
				cm		cm²	cm²	cm²/cm	cm²	cm²/cm
N-3.60	B355	1427	VC0.5x1	261.7	B.2.4.5-3	11.50	24.80	0.18	0.00	0.00
N-3.60	B355	1427	VC0.5x1	261.7	B.2.4.5-3	10.10	26.30	0.00	0.00	0.00
N-3.60	B355	1427	VC0.5x1	264.0	B.2.4.5-3	1.70	27.60	0.00	0.00	0.00
N-3.60	B392	1213	VC0.5x1	50.0	B.2.4.7-4	2.10	25.00	0.32	0.00	0.00
N-3.60	B392	1213	VC0.5x1	50.3	B.2.4.5-3	9.60	24.90	0.32	0.00	0.00
N-3.60	B392	1213	VC0.5x1	50.3	B.2.4.5-3	9.80	23.40	0.27	0.00	0.00
N-3.60	B392	1213	VC0.5x1	75.5	B.2.4.5-3	9.80	15.40	0.27	0.00	0.00
N-3.60	B392	1213	VC0.5x1	100.7	B.2.4.5-3	9.80	9.80	0.28	0.00	0.00
N-3.60	B392	1213	VC0.5x1	100.7	B.2.4.5-3	9.90	9.90	0.11	0.00	0.00
N-3.60	B392	1213	VC0.5x1	106.5	B.2.4.5-3	9.90	9.90	0.11	0.00	0.00
N-3.60	B392	1213	VC0.5x1	106.5	B.2.4.5-3	10.00	10.00	0.19	0.00	0.00
N-3.60	B392	1213	VC0.5x1	151.0	B.2.4.5-3	10.40	10.00	0.19	0.00	0.00
N-3.60	B392	1213	VC0.5x1	151.0	B.2.4.5-3	11.20	10.10	0.16	0.00	0.00
N-3.60	B392	1213	VC0.5x1	176.2	B.2.4.5-3	15.00	10.10	0.16	0.00	0.00
N-3.60	B392	1213	VC0.5x1	201.3	B.2.4.5-3	15.40	10.10	0.17	0.00	0.00
N-3.60	B392	1213	VC0.5x1	201.3	B.2.4.5-3	15.40	10.20	0.13	0.00	0.00
N-3.60	B392	1213	VC0.5x1	226.5	B.2.4.5-3	16.90	10.20	0.13	0.00	0.00
N-3.60	B392	1213	VC0.5x1	226.5	B.2.4.5-3	17.10	10.20	0.07	0.00	0.00

CALLE 5B1 36-10 OF. 803 CALI TEL: 5545232 CEL: 313-7501395 / 317-4391593, e-mail: wilfajar@hotmail.com

TABLE: Concrete Beam Summary - ACI 318-14

Story	Label	Unique Name	Design Section	Station	As Top Combo	As Top	As Bottom	At Shear	Al Torsion	At Torsion
				cm		cm^2	cm^2	cm^2/cm	cm^2	cm^2/cm
N-3.60	B392	1213	VC0.5x1	251.7	B.2.4.5-3	17.10	10.20	0.07	0.00	0.00
N-3.60	B392	1213	VC0.5x1	251.7	B.2.4.5-3	17.10	10.30	0.09	0.00	0.00
N-3.60	B392	1213	VC0.5x1	276.8	B.2.4.5-3	16.70	10.30	0.09	0.00	0.00
N-3.60	B392	1213	VC0.5x1	302.0	B.2.4.5-3	16.30	10.30	0.09	0.00	0.00
N-3.60	B392	1213	VC0.5x1	302.0	B.2.4.5-3	16.30	10.30	0.11	0.00	0.00
N-3.60	B392	1213	VC0.5x1	346.5	B.2.4.5-3	15.40	10.30	0.10	0.00	0.00
N-3.60	B392	1213	VC0.5x1	346.5	B.2.4.5-3	15.40	10.30	0.08	0.00	0.00
N-3.60	B392	1213	VC0.5x1	352.3	B.2.4.5-3	15.40	10.30	0.08	0.00	0.00
N-3.60	B392	1213	VC0.5x1	352.3	B.2.4.5-3	15.40	10.30	0.17	0.00	0.00
N-3.60	B392	1213	VC0.5x1	377.5	B.2.4.5-3	14.40	10.30	0.17	0.00	0.00
N-3.60	B392	1213	VC0.5x1	402.7	B.2.4.5-3	10.80	10.30	0.17	0.00	0.00
N-3.60	B392	1213	VC0.5x1	402.7	B.2.4.5-3	10.20	10.20	0.18	0.00	0.00
N-3.60	B392	1213	VC0.5x1	403.0	B.2.4.5-3	10.10	6.40	0.18	0.00	0.00
N-3.60	B398	1179	VC0.5x1	0.0	B.2.4.5-3	15.40	10.30	0.16	0.00	0.00
N-3.60	B398	1179	VC0.5x1	26.2	B.2.4.5-3	15.40	9.70	0.16	0.00	0.00
N-3.60	B398	1179	VC0.5x1	52.3	B.2.4.5-3	15.40	9.70	0.16	0.00	0.00
N-3.60	B398	1179	VC0.5x1	52.3	B.2.4.5-3	15.40	9.80	0.13	0.00	0.00
N-3.60	B398	1179	VC0.5x1	53.6	B.2.4.5-3	15.40	9.80	0.13	0.00	0.00

CALLE 381 36-10 OF. 802 CEL: 3145232 CEL: 313-7504395 / 317-3915593, e-mail: wilfajar@hotmail.com

TABLE: Concrete Beam Summary - ACI 318-14

Story	Label	Unique Name	Design Section	Station	As Top Combo	As Top	As Bottom	At Shear	Al Torsion	At Torsion
				cm		cm²	cm²	cm²/cm	cm²	cm²/cm
N-3.60	B398	1179	VC0.5x1	53.6	B.2.4.5-3	15.40	9.80	0.15	0.00	0.00
N-3.60	B398	1179	VC0.5x1	97.0	B.2.4.5-3	15.70	9.80	0.15	0.00	0.00
N-3.60	B398	1179	VC0.5x1	97.0	B.2.4.5-3	15.90	9.80	0.15	0.00	0.00
N-3.60	B398	1179	VC0.5x1	104.7	B.2.4.5-3	15.70	9.80	0.15	0.00	0.00
N-3.60	B398	1179	VC0.5x1	104.7	B.2.4.5-3	15.40	9.80	0.23	0.00	0.00
N-3.60	B398	1179	VC0.5x1	130.8	B.2.4.5-3	15.40	9.80	0.23	0.00	0.00
N-3.60	B398	1179	VC0.5x1	157.0	B.2.4.5-3	13.30	9.80	0.23	0.00	0.00
N-3.60	B398	1179	VC0.5x1	157.0	B.2.4.5-3	12.70	9.70	0.27	0.00	0.00
N-3.60	B398	1179	VC0.5x1	183.2	B.2.4.5-3	9.70	9.70	0.27	0.00	0.00
N-3.60	B398	1179	VC0.5x1	209.3	B.2.4.5-3	9.70	9.70	0.27	0.00	0.00
N-3.60	B398	1179	VC0.5x1	209.3	B.2.4.5-3	9.70	9.70	0.17	0.00	0.00
N-3.60	B398	1179	VC0.5x1	217.0	B.2.4.5-3	9.70	9.70	0.17	0.00	0.00
N-3.60	B398	1179	VC0.5x1	217.0	B.2.4.5-3	9.50	9.50	0.31	0.00	0.00
N-3.60	B398	1179	VC0.5x1	261.7	B.2.4.5-3	9.50	20.90	0.31	0.00	0.00
N-3.60	B398	1179	VC0.5x1	261.7	B.2.4.5-3	8.20	21.10	0.36	0.00	0.00
N-3.60	B398	1179	VC0.5x1	264.0	B.2.4.5-3	1.40	22.30	0.36	0.00	0.00
N-3.60	B401	1550	VC0.5x1	0.0	B.2.4.5-8	7.20	5.10	0.11	12.80	0.05
N-3.60	B401	1550	VC0.5x1	34.4	B.2.4.5-8	7.10	5.30	0.11	12.80	0.05

TABLE: Concrete Beam Summary - ACI 318-14

Story	Label	Unique Name	Design Section	Station	As Top Combo	As Top	As Bottom	At Shear	Al Torsion	At Torsion
				cm		cm^2	cm^2	cm^2/cm	cm^2	cm^2/cm
N-3.60	B401	1550	VC0.5x1	34.4	B.2.4.5-8	5.20	5.20	0.11	12.80	0.05
N-3.60	B401	1550	VC0.5x1	83.5	B.2.4.5-8	5.20	5.20	0.11	12.80	0.05
N-3.60	B401	1550	VC0.5x1	83.5	B.2.4.5-8	5.00	5.00	0.11	12.80	0.05
N-3.60	B401	1550	VC0.5x1	132.6	B.2.4.5-8	5.00	5.00	0.11	12.80	0.05
N-3.60	B401	1550	VC0.5x1	132.6	B.2.4.5-8	4.90	5.60	0.12	12.70	0.05
N-3.60	B401	1550	VC0.5x1	181.8	B.2.4.5-8	4.90	6.20	0.12	12.70	0.05
N-3.60	B401	1550	VC0.5x1	181.8	B.2.4.5-8	4.70	8.50	0.12	12.70	0.05
N-3.60	B401	1550	VC0.5x1	230.9	B.2.4.5-8	4.70	9.10	0.12	12.70	0.05
N-3.60	B401	1550	VC0.5x1	230.9	B.2.4.5-8	4.60	11.30	0.11	12.80	0.05
N-3.60	B401	1550	VC0.5x1	280.0	B.2.4.5-8	2.20	11.50	0.11	12.80	0.05
N-3.60	B404	4256	VC0.5x1	0.0	B.2.4.5-3	6.10	4.00	0.05	0.00	0.00
N-3.60	B404	4256	VC0.5x1	26.2	B.2.4.5-3	6.10	2.80	0.04	0.00	0.00
N-3.60	B404	4256	VC0.5x1	52.3	B.2.4.5-3	6.10	2.80	0.05	0.00	0.00
N-3.60	B404	4256	VC0.5x1	52.3	B.2.4.5-3	6.00	3.00	0.05	0.00	0.00
N-3.60	B404	4256	VC0.5x1	61.0	B.2.4.5-3	6.00	3.00	0.04	0.00	0.00
N-3.60	B404	4256	VC0.5x1	61.0	B.2.4.5-3	5.40	2.90	0.05	0.00	0.00
N-3.60	B404	4256	VC0.5x1	97.0	B.2.4.5-3	5.60	2.90	0.05	0.00	0.00
N-3.60	B404	4256	VC0.5x1	97.0	B.2.4.5-3	5.80	3.10	0.05	0.00	0.00

CALLE 2ª# 36-10 OF. 503 CALI VEL: 5545232 CEL: 313-7504395 - 317-4791593 email: wilfajar@hotmail.com

TABLE: Concrete Beam Summary - ACI 318-14

Story	Label	Unique Name	Design Section	Station	As Top Combo	As Top	As Bottom	At Shear	Al Torsion	At Torsion
				cm		cm²	cm²	cm²/cm	cm²	cm²/cm
N-3.60	B404	4256	VC0.5x1	102.2	B.2.4.5-3	5.80	3.10	0.05	0.00	0.00
N-3.60	B404	4256	VC0.5x1	102.2	B.2.4.5-3	5.50	3.00	0.04	0.00	0.00
N-3.60	B404	4256	VC0.5x1	104.7	B.2.4.5-3	5.50	3.00	0.04	0.00	0.00
N-3.60	B404	4256	VC0.5x1	104.7	B.2.4.5-3	5.50	3.00	0.05	0.00	0.00
N-3.60	B404	4256	VC0.5x1	125.6	B.2.4.5-3	5.30	3.00	0.05	0.00	0.00
N-3.60	B404	4256	VC0.5x1	125.6	B.2.4.5-3	4.80	2.90	0.05	0.00	0.00
N-3.60	B404	4256	VC0.5x1	157.0	B.2.4.5-3	5.00	2.90	0.05	0.00	0.00
N-3.60	B404	4256	VC0.5x1	157.0	B.2.4.5-3	4.60	3.00	0.05	0.00	0.00
N-3.60	B404	4256	VC0.5x1	183.2	B.2.4.5-3	4.60	3.00	0.04	0.00	0.00
N-3.60	B404	4256	VC0.5x1	209.3	B.2.4.5-3	4.70	3.00	0.05	0.00	0.00
N-3.60	B404	4256	VC0.5x1	209.3	B.2.4.5-3	4.40	3.00	0.05	0.00	0.00
N-3.60	B404	4256	VC0.5x1	217.0	B.2.4.5-3	4.50	3.00	0.05	0.00	0.00
N-3.60	B404	4256	VC0.5x1	217.0	B.2.4.5-3	3.80	3.10	0.05	0.00	0.00
N-3.60	B404	4256	VC0.5x1	261.7	B.2.4.5-3	3.40	3.10	0.05	0.00	0.00
N-3.60	B404	4256	VC0.5x1	261.7	B.2.4.5-3	3.20	3.10	0.05	0.00	0.00
N-3.60	B404	4256	VC0.5x1	298.3	B.2.4.5-3	3.10	3.10	0.04	0.00	0.00
N-3.60	B404	4256	VC0.5x1	298.3	B.2.4.5-3	3.00	3.00	0.04	0.00	0.00
N-3.60	B404	4256	VC0.5x1	314.0	B.2.4.5-3	2.90	2.40	0.04	0.00	0.00

TABLE: Concrete Beam Summary - ACI 318-14

Story	Label	Unique Name	Design Section	Station	As Top Combo	As Top	As Bottom	At Shear	Al Torsion	At Torsion
				cm		cm^2	cm^2	cm^2/cm	cm^2	cm^2/cm
N-3.60	B405	1546	VC0.5x1	0.0	B.2.4.5-3	2.20	4.60	0.05	0.00	0.00
N-3.60	B405	1546	VC0.5x1	25.8	B.2.4.5-3	2.80	4.70	0.05	0.00	0.00
N-3.60	B405	1546	VC0.5x1	51.7	B.2.4.5-3	2.80	4.70	0.05	0.00	0.00
N-3.60	B405	1546	VC0.5x1	51.7	B.2.4.5-3	2.80	5.70	0.05	0.00	0.00
N-3.60	B405	1546	VC0.5x1	87.5	B.2.4.5-3	2.80	5.80	0.05	0.00	0.00
N-3.60	B405	1546	VC0.5x1	87.5	B.2.4.5-3	2.70	6.30	0.05	0.00	0.00
N-3.60	B405	1546	VC0.5x1	97.4	B.2.4.5-3	2.70	6.40	0.05	0.00	0.00
N-3.60	B405	1546	VC0.5x1	97.4	B.2.4.5-3	2.80	6.80	0.05	0.00	0.00
N-3.60	B405	1546	VC0.5x1	103.3	B.2.4.5-3	2.80	6.80	0.05	0.00	0.00
N-3.60	B405	1546	VC0.5x1	103.3	B.2.4.5-3	2.80	7.40	0.05	0.00	0.00
N-3.60	B405	1546	VC0.5x1	129.2	B.2.4.5-3	2.80	7.50	0.05	0.00	0.00
N-3.60	B405	1546	VC0.5x1	155.0	B.2.4.5-3	2.80	7.60	0.05	0.00	0.00
N-3.60	B405	1546	VC0.5x1	155.0	B.2.4.5-8	0.60	0.60	0.05	0.00	0.00
N-3.60	B405	1546	VC0.5x1	156.0	B.2.4.4-4	0.00	0.00	0.05	0.00	0.00
N-3.60	B1282	1429	VC0.5x1	50.0	B.2.4.5-8	0.60	28.10	0.36	0.00	0.00
N-3.60	B1282	1429	VC0.5x1	50.5	B.2.4.5-8	9.40	27.80	0.36	0.00	0.00
N-3.60	B1282	1429	VC0.5x1	50.5	B.2.4.5-8	10.40	27.50	0.35	0.00	0.00
N-3.60	B1282	1429	VC0.5x1	75.8	B.2.4.5-8	10.40	18.90	0.35	0.00	0.00

CALLE 38E 56-46 OF. 303 CALI TEL: 5545222 CEL: 313-5504393 317-6191593 email: wilfajar@hotmail.com

TABLE: Concrete Beam Summary - ACI 318-14

Story	Label	Unique Name	Design Section	Station	As Top Combo	As Top	As Bottom	At Shear	Al Torsion	At Torsion
				cm		cm²	cm²	cm²/cm	cm²	cm²/cm
N-3.60	B1282	1429	VC0.5x1	101.1	B.2.4.5-8	10.40	14.30	0.35	0.00	0.00
N-3.60	B1282	1429	VC0.5x1	101.1	B.2.4.5-8	10.60	13.20	0.24	0.00	0.00
N-3.60	B1282	1429	VC0.5x1	126.4	B.2.4.5-8	10.60	10.60	0.25	0.00	0.00
N-3.60	B1282	1429	VC0.5x1	151.6	B.2.4.5-8	10.60	10.60	0.25	0.00	0.00
N-3.60	B1282	1429	VC0.5x1	151.6	B.2.4.5-8	10.80	10.80	0.18	0.00	0.00
N-3.60	B1282	1429	VC0.5x1	176.9	B.2.4.5-8	12.70	10.80	0.18	0.00	0.00
N-3.60	B1282	1429	VC0.5x1	202.2	B.2.4.4-4	15.40	10.80	0.18	0.00	0.00
N-3.60	B1282	1429	VC0.5x1	202.2	B.2.4.4-4	15.40	11.00	0.12	0.00	0.00
N-3.60	B1282	1429	VC0.5x1	227.5	B.2.4.5-8	16.40	11.00	0.12	0.00	0.00
N-3.60	B1282	1429	VC0.5x1	252.7	B.2.4.5-8	19.20	11.00	0.13	0.00	0.00
N-3.60	B1282	1429	VC0.5x1	252.7	B.2.4.5-8	19.80	11.10	0.08	0.00	0.00
N-3.60	B1282	1429	VC0.5x1	278.0	B.2.4.5-8	21.60	11.10	0.08	0.00	0.00
N-3.60	B1282	1429	VC0.5x1	278.0	B.2.4.5-8	21.60	11.30	0.06	0.00	0.00
N-3.60	B1282	1429	VC0.5x1	303.3	B.2.4.5-8	20.50	11.30	0.06	0.00	0.00
N-3.60	B1282	1429	VC0.5x1	303.3	B.2.4.5-8	20.30	11.40	0.09	0.00	0.00
N-3.60	B1282	1429	VC0.5x1	328.5	B.2.4.5-8	18.40	11.40	0.09	0.00	0.00
N-3.60	B1282	1429	VC0.5x1	353.8	B.2.4.5-8	16.60	11.40	0.09	0.00	0.00
N-3.60	B1282	1429	VC0.5x1	353.8	B.2.4.5-8	16.40	11.70	0.13	0.00	0.00

TABLE: Concrete Beam Summary - ACI 318-14

Story	Label	Unique Name	Design Section	Station	As Top Combo	As Top	As Bottom	At Shear	Al Torsion	At Torsion
				cm		cm²	cm²	cm²/cm	cm²	cm²/cm
N-3.60	B1282	1429	VC0.5x1	379.1	B.2.4.2-2	15.40	11.70	0.13	0.00	0.00
N-3.60	B1282	1429	VC0.5x1	404.4	B.2.4.5-8	14.90	11.70	0.13	0.00	0.00
N-3.60	B1282	1429	VC0.5x1	404.4	B.2.4.5-8	14.50	11.90	0.18	0.00	0.00
N-3.60	B1282	1429	VC0.5x1	429.6	B.2.4.5-8	11.90	11.90	0.18	0.00	0.00
N-3.60	B1282	1429	VC0.5x1	454.9	B.2.4.5-8	11.90	11.90	0.18	0.00	0.00
N-3.60	B1282	1429	VC0.5x1	454.9	B.2.4.5-8	12.00	12.00	0.24	0.00	0.00
N-3.60	B1282	1429	VC0.5x1	480.2	B.2.4.5-8	12.00	12.50	0.24	0.00	0.00
N-3.60	B1282	1429	VC0.5x1	505.5	B.2.4.5-8	12.00	15.40	0.24	0.00	0.00
N-3.60	B1282	1429	VC0.5x1	505.5	B.2.4.5-8	11.20	15.40	0.32	0.00	0.00
N-3.60	B1282	1429	VC0.5x1	506.0	B.2.4.5-8	2.40	15.40	0.32	0.00	0.00
N-3.60	B1287	1509	VC0.5x1	0.0	B.2.4.5-3	5.50	4.00	0.03	0.00	0.00
N-3.60	B1287	1509	VC0.5x1	25.8	B.2.4.5-3	14.50	14.50	0.03	0.00	0.00
N-3.60	B1287	1509	VC0.5x1	51.7	B.2.4.5-3	14.50	14.50	0.03	0.00	0.00
N-3.60	B1287	1509	VC0.5x1	51.7	B.2.4.5-3	14.50	14.50	0.02	0.00	0.00
N-3.60	B1287	1509	VC0.5x1	87.5	B.2.4.5-3	14.50	14.50	0.02	0.00	0.00
N-3.60	B1287	1509	VC0.5x1	87.5	B.2.4.5-3	14.50	14.50	0.03	0.00	0.00
N-3.60	B1287	1509	VC0.5x1	103.3	B.2.4.5-3	14.50	14.50	0.03	0.00	0.00
N-3.60	B1287	1509	VC0.5x1	103.3	B.2.4.5-3	14.50	14.50	0.03	0.00	0.00

TABLE: Concrete Beam Summary - ACI 318-14

Story	Label	Unique Name	Design Section	Station	As Top Combo	As Top	As Bottom	At Shear	Al Torsion	At Torsion
				cm		cm²	cm²	cm²/cm	cm²	cm²/cm
N-3.60	B1287	1509	VC0.5x1	129.2	B.2.4.5-3	14.50	14.50	0.03	0.00	0.00
N-3.60	B1287	1509	VC0.5x1	155.0	B.2.4.5-3	14.50	14.50	0.03	0.00	0.00
N-3.60	B1287	1509	VC0.5x1	155.0	B.2.4.5-3	14.50	14.50	0.03	0.00	0.00
N-3.60	B1287	1509	VC0.5x1	180.8	B.2.4.5-3	14.50	14.50	0.03	0.00	0.00
N-3.60	B1287	1509	VC0.5x1	206.7	B.2.4.5-3	14.50	14.50	0.04	0.00	0.00
N-3.60	B1287	1509	VC0.5x1	206.7	B.2.4.5-3	14.50	14.50	0.02	0.00	0.00
N-3.60	B1287	1509	VC0.5x1	207.5	B.2.4.5-3	14.50	14.50	0.02	0.00	0.00
N-3.60	B1287	1509	VC0.5x1	207.5	B.2.4.5-3	14.50	14.50	0.05	0.00	0.00
N-3.60	B1287	1509	VC0.5x1	232.9	B.2.4.5-3	14.50	14.50	0.05	0.00	0.00
N-3.60	B1287	1509	VC0.5x1	258.3	B.2.4.5-3	14.50	14.50	0.05	0.00	0.00
N-3.60	B1287	1509	VC0.5x1	258.3	B.2.4.5-3	14.50	14.50	0.05	0.00	0.00
N-3.60	B1287	1509	VC0.5x1	284.2	B.2.4.5-3	14.50	14.50	0.05	0.00	0.00

TABLE: Concrete Beam Summary - ACI 318-14

Story	Label	Unique Name	Design Section	Station	As Top Combo	As Top	As Bottom	At Shear	Al Torsion	At Torsion
				cm		cm²	cm²	cm²/cm	cm²	cm²/cm
N-3.60	B1287	1509	VC0.5x1	516.7	B.2.4.5-3	17.90	14.60	0.04	0.00	0.00
N-3.60	B1287	1509	VC0.5x1	542.1	B.2.4.5-3	17.10	14.60	0.04	0.00	0.00
N-3.60	B1287	1509	VC0.5x1	567.5	B.2.4.5-3	16.30	14.60	0.04	0.00	0.00

CALLE 58I 36-10 OF. 803 CALI TEL: 5545232 CEL: 313-7504395 / 3174391595 e-mail: wilfajar@hotmail.com

TABLE: Concrete Beam Summary - ACI 318-14

Story	Label	Unique Name	Design Section	Station	As Top Combo	As Top	As Bottom	At Shear	Al Torsion	At Torsion
				cm		cm²	cm²	cm²/cm	cm²	cm²/cm
N-3.60	B1287	1509	VC0.5x1	567.5	B.2.4.5-3	16.30	14.60	0.04	0.00	0.00
N-3.60	B1287	1509	VC0.5x1	568.3	B.2.4.5-3	16.30	14.60	0.04	0.00	0.00
N-3.60	B1287	1509	VC0.5x1	568.3	B.2.4.5-3	15.90	14.60	0.18	0.00	0.00
N-3.60	B1287	1509	VC0.5x1	594.2	B.2.4.5-3	14.80	14.60	0.18	0.00	0.00
N-3.60	B1287	1509	VC0.5x1	620.0	B.2.4.5-3	14.60	14.60	0.18	0.00	0.00
N-3.60	B1287	1509	VC0.5x1	620.0	B.2.4.5-3	14.60	14.60	0.26	0.00	0.00
N-3.60	B1287	1509	VC0.5x1	645.8	B.2.4.5-3	14.60	14.60	0.26	0.00	0.00
N-3.60	B1287	1509	VC0.5x1	671.7	B.2.4.5-3	14.60	14.70	0.26	0.00	0.00
N-3.60	B1287	1509	VC0.5x1	671.7	B.2.4.5-3	14.60	15.40	0.15	0.00	0.00
N-3.60	B1287	1509	VC0.5x1	687.5	B.2.4.5-3	14.60	15.40	0.15	0.00	0.00
N-3.60	B1287	1509	VC0.5x1	687.5	B.2.4.5-3	14.60	19.30	0.35	0.00	0.00
N-3.60	B1287	1509	VC0.5x1	723.3	B.2.4.5-3	14.60	37.10	0.34	0.00	0.00
N-3.60	B1287	1509	VC0.5x1	723.3	B.2.4.5-3	14.70	39.90	0.32	0.00	0.00
N-3.60	B1287	1509	VC0.5x1	725.0	B.2.4.7-4	6.60	41.00	0.32	0.00	0.00
N-3.60	B1288	1426	VC0.5x1	0.0	B.2.4.5-3	1.60	15.40	0.03	0.00	0.00
N-3.60	B1288	1426	VC0.5x1	26.2	B.2.4.5-3	5.10	12.80	0.04	0.00	0.00
N-3.60	B1288	1426	VC0.5x1	52.3	B.2.4.5-3	5.10	10.30	0.04	0.00	0.00
N-3.60	B1288	1426	VC0.5x1	52.3	B.2.4.5-3	5.40	10.20	0.03	0.00	0.00

OFICINA: 581 86-10 OF. 303 CALI TEL: 5545232 CEL: 3135790439 - 3174291563 email: wilfajar@hotmail.com

TABLE: Concrete Beam Summary - ACI 318-14

Story	Label	Unique Name	Design Section	Station	As Top Combo	As Top	As Bottom	At Shear	Al Torsion	At Torsion
				cm		cm²	cm²	cm²/cm	cm²	cm²/cm
N-3.60	B1288	1426	VC0.5x1	97.0	B.2.4.5-3	5.40	6.30	0.03	0.00	0.00
N-3.60	B1288	1426	VC0.5x1	97.0	B.2.4.5-3	5.50	5.90	0.00	0.00	0.00
N-3.60	B1288	1426	VC0.5x1	104.7	B.2.4.5-3	5.50	5.80	0.00	0.00	0.00
N-3.60	B1288	1426	VC0.5x1	104.7	B.2.4.5-3	5.60	5.60	0.00	0.00	0.00
N-3.60	B1288	1426	VC0.5x1	130.8	B.2.4.5-3	5.60	5.60	0.00	0.00	0.00
N-3.60	B1288	1426	VC0.5x1	157.0	B.2.4.5-3	5.60	5.60	0.00	0.00	0.00
N-3.60	B1288	1426	VC0.5x1	157.0	B.2.4.5-3	5.70	5.70	0.00	0.00	0.00
N-3.60	B1288	1426	VC0.5x1	183.2	B.2.4.5-3	5.70	5.70	0.00	0.00	0.00
N-3.60	B1288	1426	VC0.5x1	209.3	B.2.4.5-3	5.70	5.70	0.00	0.00	0.00
N-3.60	B1288	1426	VC0.5x1	209.3	B.2.4.5-3	5.80	5.80	0.04	0.00	0.00
N-3.60	B1288	1426	VC0.5x1	217.0	B.2.4.5-3	5.80	5.80	0.04	0.00	0.00
N-3.60	B1288	1426	VC0.5x1	217.0	B.2.4.5-3	5.80	5.80	0.00	0.00	0.00
N-3.60	B1288	1426	VC0.5x1	261.7	B.2.4.5-3	5.80	5.80	0.00	0.00	0.00
N-3.60	B1288	1426	VC0.5x1	261.7	B.2.4.5-3	5.90	5.90	0.00	0.00	0.00
N-3.60	B1288	1426	VC0.5x1	287.8	B.2.4.5-3	5.90	5.90	0.00	0.00	0.00
N-3.60	B1288	1426	VC0.5x1	314.0	B.2.4.5-3	6.00	4.20	0.00	0.00	0.00
N-3.60	B1289	1422	VC0.5x1	50.0	B.2.4.7-4	8.00	28.30	0.26	0.00	0.00
N-3.60	B1289	1422	VC0.5x1	50.6	B.2.4.5-3	9.80	28.00	0.26	0.00	0.00

TABLE: Concrete Beam Summary - ACI 318-14

Story	Label	Unique Name	Design Section	Station	As Top Combo	As Top	As Bottom	At Shear	Al Torsion	At Torsion
				cm		cm²	cm²	cm²/cm	cm²	cm²/cm
N-3.60	B1289	1422	VC0.5x1	50.6	B.2.4.5-3	9.90	26.40	0.23	0.00	0.00
N-3.60	B1289	1422	VC0.5x1	76.0	B.2.4.5-3	9.90	16.70	0.23	0.00	0.00
N-3.60	B1289	1422	VC0.5x1	101.3	B.2.4.5-3	9.90	10.00	0.23	0.00	0.00
N-3.60	B1289	1422	VC0.5x1	101.3	B.2.4.5-3	10.00	10.00	0.15	0.00	0.00
N-3.60	B1289	1422	VC0.5x1	114.5	B.2.4.5-3	10.00	10.00	0.15	0.00	0.00
N-3.60	B1289	1422	VC0.5x1	114.5	B.2.4.5-3	10.10	10.10	0.05	0.00	0.00
N-3.60	B1289	1422	VC0.5x1	141.8	B.2.4.5-3	10.10	10.10	0.05	0.00	0.00
N-3.60	B1289	1422	VC0.5x1	141.8	B.2.4.5-3	10.10	10.10	0.04	0.00	0.00
N-3.60	B1289	1422	VC0.5x1	151.9	B.2.4.5-3	10.10	10.10	0.04	0.00	0.00
N-3.60	B1289	1422	VC0.5x1	151.9	B.2.4.5-8	10.30	10.10	0.04	0.00	0.00
N-3.60	B1289	1422	VC0.5x1	177.3	B.2.4.5-8	12.10	10.10	0.04	0.00	0.00
N-3.60	B1289	1422	VC0.5x1	177.3	B.2.4.5-8	14.10	10.10	0.04	0.00	0.00
N-3.60	B1289	1422	VC0.5x1	202.6	B.2.4.5-3	15.40	10.10	0.04	0.00	0.00
N-3.60	B1289	1422	VC0.5x1	202.6	B.2.4.5-3	15.40	10.10	0.04	0.00	0.00
N-3.60	B1289	1422	VC0.5x1	234.5	B.2.4.5-3	15.70	10.10	0.04	0.00	0.00
N-3.60	B1289	1422	VC0.5x1	234.5	B.2.4.5-3	15.70	10.20	0.00	0.00	0.00
N-3.60	B1289	1422	VC0.5x1	253.2	B.2.4.5-3	15.70	10.20	0.00	0.00	0.00
N-3.60	B1289	1422	VC0.5x1	253.2	B.2.4.5-3	15.60	10.20	0.00	0.00	0.00

CALL 581 36-10 OR 503 CALL 791 3545282 CELL 313-7004395 31*1591593 e-mail: wilfajar@hotmail.com

190

TABLE: Concrete Beam Summary - ACI 318-14

Story	Label	Unique Name	Design Section	Station	As Top Combo	As Top	As Bottom	At Shear	Al Torsion	At Torsion
				cm		cm²	cm²	cm²/cm	cm²	cm²/cm
N-3.60	B1289	1422	VC0.5x1	283.6	B.2.4.5-3	15.40	10.20	0.00	0.00	0.00
N-3.60	B1289	1422	VC0.5x1	283.6	B.2.4.5-3	15.40	10.20	0.00	0.00	0.00
N-3.60	B1289	1422	VC0.5x1	303.9	B.2.4.5-3	15.40	10.20	0.00	0.00	0.00
N-3.60	B1289	1422	VC0.5x1	303.9	B.2.4.5-3	15.40	10.20	0.01	0.00	0.00
N-3.60	B1289	1422	VC0.5x1	329.2	B.2.4.5-3	15.40	10.20	0.01	0.00	0.00
N-3.60	B1289	1422	VC0.5x1	354.5	B.2.4.5-3	15.40	10.20	0.01	0.00	0.00
N-3.60	B1289	1422	VC0.5x1	354.5	B.2.4.5-3	15.40	10.30	0.02	0.00	0.00
N-3.60	B1289	1422	VC0.5x1	379.8	B.2.4.5-3	15.40	10.30	0.02	0.00	0.00
N-3.60	B1289	1422	VC0.5x1	405.1	B.2.4.5-3	14.90	10.30	0.02	0.00	0.00
N-3.60	B1289	1422	VC0.5x1	405.1	B.2.4.5-3	14.80	10.30	0.02	0.00	0.00
N-3.60	B1289	1422	VC0.5x1	430.5	B.2.4.5-3	13.20	10.30	0.02	0.00	0.00
N-3.60	B1289	1422	VC0.5x1	455.8	B.2.4.5-3	11.80	10.30	0.02	0.00	0.00
N-3.60	B1289	1422	VC0.5x1	455.8	B.2.4.5-3	11.50	10.40	0.01	0.00	0.00
N-3.60	B1289	1422	VC0.5x1	474.5	B.2.4.5-3	10.80	10.40	0.01	0.00	0.00
N-3.60	B1289	1422	VC0.5x1	474.5	B.2.4.5-3	10.40	10.40	0.00	0.00	0.00
N-3.60	B1289	1422	VC0.5x1	496.3	B.2.4.5-3	10.40	10.40	0.00	0.00	0.00
N-3.60	B1289	1422	VC0.5x1	496.3	B.2.4.5-3	10.40	10.40	0.00	0.00	0.00
N-3.60	B1289	1422	VC0.5x1	506.4	B.2.4.5-3	10.40	10.40	0.00	0.00	0.00

CALLE 5BI 36-10 OF. 803 CALI TEL: 3545232, CEL: 313-7504395 / 3174391593, e-mail: wilfajar@hotmail.com

TABLE: Concrete Beam Summary - ACI 318-14

Story	Label	Unique Name	Design Section	Station	As Top Combo	As Top	As Bottom	At Shear	Al Torsion	At Torsion
				cm		cm²	cm²	cm²/cm	cm²	cm²/cm
N-3.60	B1289	1422	VC0.5x1	506.4	B.2.4.5-3	10.40	10.40	0.00	0.00	0.00
N-3.60	B1289	1422	VC0.5x1	531.8	B.2.4.5-3	10.40	10.40	0.00	0.00	0.00
N-3.60	B1289	1422	VC0.5x1	531.8	B.2.4.5-3	10.40	10.40	0.00	0.00	0.00
N-3.60	B1289	1422	VC0.5x1	557.1	B.2.4.5-3	10.40	10.40	0.00	0.00	0.00
N-3.60	B1289	1422	VC0.5x1	557.1	B.2.4.5-3	10.50	10.50	0.00	0.00	0.00
N-3.60	B1289	1422	VC0.5x1	594.5	B.2.4.5-3	10.50	10.50	0.01	0.00	0.00
N-3.60	B1289	1422	VC0.5x1	594.5	B.2.4.5-3	10.50	10.50	0.00	0.00	0.00
N-3.60	B1289	1422	VC0.5x1	607.7	B.2.4.5-3	10.50	10.50	0.00	0.00	0.00
N-3.60	B1289	1422	VC0.5x1	607.7	B.2.4.5-3	10.50	10.50	0.00	0.00	0.00
N-3.60	B1289	1422	VC0.5x1	638.1	B.2.4.5-3	10.50	10.50	0.00	0.00	0.00
N-3.60	B1289	1422	VC0.5x1	638.1	B.2.4.5-3	10.50	10.50	0.00	0.00	0.00
N-3.60	B1289	1422	VC0.5x1	658.4	B.2.4.5-3	10.50	10.50	0.00	0.00	0.00
N-3.60	B1289	1422	VC0.5x1	658.4	B.2.4.5-3	10.60	10.60	0.00	0.00	0.00
N-3.60	B1289	1422	VC0.5x1	683.7	B.2.4.5-3	10.60	10.60	0.00	0.00	0.00
N-3.60	B1289	1422	VC0.5x1	709.0	B.2.4.5-3	4.20	3.00	0.00	0.00	0.00
N-3.60	B1290	1421	VC0.5x1	0.0	B.2.4.5-3	4.40	3.20	0.00	0.00	0.00
N-3.60	B1290	1421	VC0.5x1	25.2	B.2.4.5-3	4.60	4.60	0.00	0.00	0.00
N-3.60	B1290	1421	VC0.5x1	50.3	B.2.4.5-3	4.60	4.60	0.00	0.00	0.00

wilfojar@hotmail.com

TABLE: Concrete Beam Summary - ACI 318-14

Story	Label	Unique Name	Design Section	Station	As Top Combo	As Top	As Bottom	At Shear	Al Torsion	At Torsion
				cm		cm^2	cm^2	cm^2/cm	cm^2	cm^2/cm
N-3.60	B1290	1421	VC0.5x1	50.3	B.2.4.5-3	4.70	4.60	0.00	0.00	0.00
N-3.60	B1290	1421	VC0.5x1	75.5	B.2.4.5-3	4.90	4.60	0.00	0.00	0.00
N-3.60	B1290	1421	VC0.5x1	100.7	B.2.4.5-3	5.20	4.60	0.00	0.00	0.00
N-3.60	B1290	1421	VC0.5x1	100.7	B.2.4.5-3	5.20	4.60	0.00	0.00	0.00
N-3.60	B1290	1421	VC0.5x1	106.5	B.2.4.5-3	5.20	4.60	0.00	0.00	0.00
N-3.60	B1290	1421	VC0.5x1	106.5	B.2.4.5-3	5.50	4.70	0.00	0.00	0.00
N-3.60	B1290	1421	VC0.5x1	151.0	B.2.4.5-3	6.40	4.70	0.00	0.00	0.00
N-3.60	B1290	1421	VC0.5x1	151.0	B.2.4.5-3	6.50	4.70	0.00	0.00	0.00
N-3.60	B1290	1421	VC0.5x1	176.2	B.2.4.5-3	7.00	4.70	0.00	0.00	0.00
N-3.60	B1290	1421	VC0.5x1	201.3	B.2.4.5-3	7.60	4.70	0.00	0.00	0.00
N-3.60	B1290	1421	VC0.5x1	201.3	B.2.4.5-3	7.80	4.70	0.00	0.00	0.00
N-3.60	B1290	1421	VC0.5x1	226.5	B.2.4.5-3	8.30	4.70	0.00	0.00	0.00
N-3.60	B1290	1421	VC0.5x1	226.5	B.2.4.5-3	8.60	4.60	0.00	0.00	0.00
N-3.60	B1290	1421	VC0.5x1	251.7	B.2.4.5-3	8.90	4.60	0.00	0.00	0.00
N-3.60	B1290	1421	VC0.5x1	251.7	B.2.4.5-3	8.90	4.60	0.00	0.00	0.00
N-3.60	B1290	1421	VC0.5x1	276.8	B.2.4.5-3	9.20	4.60	0.00	0.00	0.00
N-3.60	B1290	1421	VC0.5x1	302.0	B.2.4.5-3	9.40	4.60	0.00	0.00	0.00
N-3.60	B1290	1421	VC0.5x1	302.0	B.2.4.5-3	9.40	4.50	0.00	0.00	0.00

TABLE: Concrete Beam Summary - ACI 318-14

Story	Label	Unique Name	Design Section	Station	As Top Combo	As Top	As Bottom	At Shear	Al Torsion	At Torsion
				cm		cm^2	cm^2	cm^2/cm	cm^2	cm^2/cm
N-3.60	B1290	1421	VC0.5x1	346.5	B.2.4.5-3	9.40	4.50	0.00	0.00	0.00
N-3.60	B1290	1421	VC0.5x1	346.5	B.2.4.5-3	9.20	4.50	0.00	0.00	0.00
N-3.60	B1290	1421	VC0.5x1	352.3	B.2.4.5-3	9.10	4.60	0.00	0.00	0.00
N-3.60	B1290	1421	VC0.5x1	352.3	B.2.4.5-3	8.80	4.70	0.00	0.00	0.00
N-3.60	B1290	1421	VC0.5x1	377.5	B.2.4.5-3	7.40	6.00	0.00	0.00	0.00
N-3.60	B1290	1421	VC0.5x1	402.7	B.2.4.7-4	6.20	7.50	0.00	0.00	0.00
N-3.60	B1290	1421	VC0.5x1	402.7	B.2.4.7-4	5.70	7.50	0.01	0.00	0.00
N-3.60	B1290	1421	VC0.5x1	427.8	B.2.4.7-4	4.60	9.70	0.01	0.00	0.00
N-3.60	B1290	1421	VC0.5x1	453.0	B.2.4.7-4	3.50	11.80	0.01	0.00	0.00
N-3.60	B1292	1410	VC0.5x1	0.0	B.2.4.7-8	3.40	11.00	0.10	0.00	0.00
N-3.60	B1292	1410	VC0.5x1	25.8	B.2.4.5-8	4.40	10.90	0.10	0.00	0.00
N-3.60	B1292	1410	VC0.5x1	51.5	B.2.4.5-8	4.40	10.90	0.10	0.00	0.00
N-3.60	B1292	1410	VC0.5x1	51.5	B.2.4.5-8	4.20	9.80	0.10	0.00	0.00
N-3.60	B1292	1410	VC0.5x1	77.3	B.2.4.5-8	4.20	9.70	0.10	0.00	0.00
N-3.60	B1292	1410	VC0.5x1	103.0	B.2.4.5-8	4.20	9.60	0.10	0.00	0.00
N-3.60	B1292	1410	VC0.5x1	103.0	B.2.4.5-8	4.00	8.60	0.11	0.00	0.00
N-3.60	B1292	1410	VC0.5x1	128.8	B.2.4.5-8	4.00	8.60	0.11	0.00	0.00
N-3.60	B1292	1410	VC0.5x1	154.5	B.2.4.5-8	4.00	8.50	0.10	0.00	0.00

wilfajar@hotmail.com

TABLE: Concrete Beam Summary - ACI 318-14

Story	Label	Unique Name	Design Section	Station	As Top Combo	As Top	As Bottom	At Shear	Al Torsion	At Torsion
				cm		cm²	cm²	cm²/cm	cm²	cm²/cm
N-3.60	B1292	1410	VC0.5x1	154.5	B.2.4.5-8	3.90	8.20	0.10	0.00	0.00
N-3.60	B1292	1410	VC0.5x1	198.0	B.2.4.5-8	1.60	8.30	0.10	0.00	0.00
N-3.60	B1918	1408	VC0.5x1	0.0	B.2.4.7-4	4.60	48.60	0.29	0.00	0.00
N-3.60	B1918	1408	VC0.5x1	25.3	B.2.4.5-3	15.40	37.00	0.29	0.00	0.00
N-3.60	B1918	1408	VC0.5x1	50.6	B.2.4.5-3	15.40	26.20	0.30	0.00	0.00
N-3.60	B1918	1408	VC0.5x1	50.6	B.2.4.5-3	15.40	24.80	0.27	12.40	0.05
N-3.60	B1918	1408	VC0.5x1	76.0	B.2.4.5-3	15.40	15.60	0.27	12.40	0.05
N-3.60	B1918	1408	VC0.5x1	101.3	B.2.4.5-3	15.40	15.40	0.27	12.40	0.05
N-3.60	B1918	1408	VC0.5x1	101.3	B.2.4.5-3	15.40	15.40	0.14	13.00	0.05
N-3.60	B1918	1408	VC0.5x1	114.5	B.2.4.5-3	15.40	15.40	0.14	13.00	0.05
N-3.60	B1918	1408	VC0.5x1	114.5	B.2.4.5-3	15.40	15.40	0.12	0.00	0.00
N-3.60	B1918	1408	VC0.5x1	151.9	B.2.4.5-3	15.40	15.40	0.12	0.00	0.00
N-3.60	B1918	1408	VC0.5x1	151.9	B.2.4.5-3	15.40	15.40	0.11	0.00	0.00
N-3.60	B1918	1408	VC0.5x1	177.3	B.2.4.5-3	15.40	15.40	0.11	0.00	0.00
N-3.60	B1918	1408	VC0.5x1	202.6	B.2.4.5-8	15.50	15.40	0.11	0.00	0.00
N-3.60	B1918	1408	VC0.5x1	202.6	B.2.4.5-8	16.00	15.40	0.08	0.00	0.00
N-3.60	B1918	1408	VC0.5x1	234.5	B.2.4.5-8	18.70	15.40	0.09	0.00	0.00
N-3.60	B1918	1408	VC0.5x1	234.5	B.2.4.5-8	18.80	15.40	0.04	0.00	0.00

TABLE: Concrete Beam Summary - ACI 318-14

Story	Label	Unique Name	Design Section	Station	As Top Combo	As Top	As Bottom	At Shear	Al Torsion	At Torsion
				cm		cm^2	cm^2	cm^2/cm	cm^2	cm^2/cm
N-3.60	B1918	1408	VC0.5x1	253.2	B.2.4.5-8	19.00	15.40	0.04	0.00	0.00
N-3.60	B1918	1408	VC0.5x1	253.2	B.2.4.5-8	19.00	15.40	0.04	0.00	0.00
N-3.60	B1918	1408	VC0.5x1	278.5	B.2.4.5-3	19.40	15.40	0.04	0.00	0.00
N-3.60	B1918	1408	VC0.5x1	303.9	B.2.4.5-3	19.90	15.40	0.04	0.00	0.00
N-3.60	B1918	1408	VC0.5x1	303.9	B.2.4.5-3	19.90	15.40	0.04	0.00	0.00
N-3.60	B1918	1408	VC0.5x1	329.2	B.2.4.5-3	20.20	15.40	0.04	0.00	0.00
N-3.60	B1918	1408	VC0.5x1	354.5	B.2.4.5-3	20.40	15.40	0.04	0.00	0.00
N-3.60	B1918	1408	VC0.5x1	354.5	B.2.4.5-3	20.30	15.40	0.04	0.00	0.00
N-3.60	B1918	1408	VC0.5x1	379.8	B.2.4.5-3	19.60	15.40	0.04	0.00	0.00
N-3.60	B1918	1408	VC0.5x1	405.1	B.2.4.5-3	19.00	15.40	0.04	0.00	0.00
N-3.60	B1918	1408	VC0.5x1	405.1	B.2.4.5-3	18.90	15.40	0.04	0.00	0.00
N-3.60	B1918	1408	VC0.5x1	430.5	B.2.4.5-3	18.10	15.40	0.04	0.00	0.00
N-3.60	B1918	1408	VC0.5x1	455.8	B.2.4.5-3	17.40	15.40	0.04	0.00	0.00
N-3.60	B1918	1408	VC0.5x1	455.8	B.2.4.5-3	17.20	15.40	0.04	0.00	0.00
N-3.60	B1918	1408	VC0.5x1	474.5	B.2.4.5-3	16.80	15.40	0.03	0.00	0.00
N-3.60	B1918	1408	VC0.5x1	474.5	B.2.4.5-3	16.70	15.40	0.10	0.00	0.00
N-3.60	B1918	1408	VC0.5x1	506.4	B.2.4.5-3	15.40	15.40	0.09	0.00	0.00
N-3.60	B1918	1408	VC0.5x1	506.4	B.2.4.5-3	15.40	15.40	0.12	0.00	0.00

OFFICE 561 36-10 OR 303 CALLE 771 - 5545242 CEL. 315-7904395 - 3173291593 e-mail wilfajar@hotmail.com

TABLE: Concrete Beam Summary - ACI 318-14

Story	Label	Unique Name	Design Section	Station	As Top Combo	As Top	As Bottom	At Shear	Al Torsion	At Torsion
				cm		cm²	cm²	cm²/cm	cm²	cm²/cm
N-3.60	B1918	1408	VC0.5x1	531.8	B.2.4.5-3	15.40	15.40	0.12	0.00	0.00
N-3.60	B1918	1408	VC0.5x1	557.1	B.2.4.5-3	15.40	15.40	0.12	0.00	0.00
N-3.60	B1918	1408	VC0.5x1	557.1	B.2.4.5-3	15.40	15.40	0.13	0.00	0.00
N-3.60	B1918	1408	VC0.5x1	594.5	B.2.4.5-3	15.40	15.40	0.13	0.00	0.00
N-3.60	B1918	1408	VC0.5x1	594.5	B.2.4.5-3	15.40	15.40	0.17	0.00	0.00
N-3.60	B1918	1408	VC0.5x1	607.7	B.2.4.5-3	15.40	15.40	0.17	0.00	0.00
N-3.60	B1918	1408	VC0.5x1	607.7	B.2.4.5-3	15.40	15.40	0.37	0.00	0.00
N-3.60	B1918	1408	VC0.5x1	633.0	B.2.4.5-3	15.40	15.40	0.36	0.00	0.00
N-3.60	B1918	1408	VC0.5x1	658.4	B.2.4.5-3	15.40	22.60	0.36	0.00	0.00
N-3.60	B1918	1408	VC0.5x1	658.4	B.2.4.5-3	15.40	22.90	0.31	0.00	0.00
N-3.60	B1918	1408	VC0.5x1	659.0	B.2.4.5-3	1.50	23.20	0.31	0.00	0.00
N-3.60	B1933	1481	VC0.5x1	50.0	B.2.4.5-3	3.30	5.10	0.01	0.00	0.00
N-3.60	B1933	1481	VC0.5x1	50.6	B.2.4.5-3	8.80	8.80	0.01	0.00	0.00
N-3.60	B1933	1481	VC0.5x1	50.6	B.2.4.5-3	8.90	8.90	0.01	0.00	0.00
N-3.60	B1933	1481	VC0.5x1	76.0	B.2.4.5-3	8.90	8.90	0.01	0.00	0.00
N-3.60	B1933	1481	VC0.5x1	101.3	B.2.4.5-3	8.90	8.90	0.01	0.00	0.00
N-3.60	B1933	1481	VC0.5x1	101.3	B.2.4.5-3	9.00	9.00	0.00	0.00	0.00
N-3.60	B1933	1481	VC0.5x1	114.5	B.2.4.5-3	9.00	9.00	0.00	0.00	0.00

CALLE 5BI 36-10 OF. 803 CALI (VI) 5545232 CEL. 313-7501395 / 317-4391593. e-mail: wilfajar@hotmail.com

TABLE: Concrete Beam Summary - ACI 318-14

Story	Label	Unique Name	Design Section	Station	As Top Combo	As Top	As Bottom	At Shear	Al Torsion	At Torsion
				cm		cm²	cm²	cm²/cm	cm²	cm²/cm
N-3.60	B1933	1481	VC0.5x1	114.5	B.2.4.5-3	9.10	9.10	0.00	0.00	0.00
N-3.60	B1933	1481	VC0.5x1	151.9	B.2.4.5-3	9.10	9.10	0.00	0.00	0.00
N-3.60	B1933	1481	VC0.5x1	151.9	B.2.4.5-3	9.20	9.20	0.00	0.00	0.00
N-3.60	B1933	1481	VC0.5x1	177.3	B.2.4.5-3	9.20	9.20	0.00	0.00	0.00
N-3.60	B1933	1481	VC0.5x1	202.6	B.2.4.5-3	9.20	9.20	0.00	0.00	0.00
N-3.60	B1933	1481	VC0.5x1	202.6	B.2.4.5-3	9.30	9.30	0.00	0.00	0.00
N-3.60	B1933	1481	VC0.5x1	218.2	B.2.4.5-3	9.30	9.30	0.00	0.00	0.00
N-3.60	B1933	1481	VC0.5x1	218.2	B.2.4.5-3	9.30	9.30	0.00	0.00	0.00
N-3.60	B1933	1481	VC0.5x1	234.5	B.2.4.5-3	9.30	9.30	0.00	0.00	0.00
N-3.60	B1933	1481	VC0.5x1	234.5	B.2.4.5-3	9.40	9.40	0.00	0.00	0.00
N-3.60	B1933	1481	VC0.5x1	252.6	B.2.4.5-3	9.40	9.40	0.00	0.00	0.00
N-3.60	B1933	1481	VC0.5x1	252.6	B.2.4.5-3	7.00	7.00	0.00	0.00	0.00
N-3.60	B1933	1481	VC0.5x1	253.2	B.2.4.5-3	7.00	7.00	0.00	0.00	0.00
N-3.60	B1933	1481	VC0.5x1	253.2	B.2.4.5-3	9.50	9.50	0.00	0.00	0.00
N-3.60	B1933	1481	VC0.5x1	278.5	B.2.4.5-3	9.50	9.50	0.00	0.00	0.00
N-3.60	B1933	1481	VC0.5x1	303.9	B.2.4.5-3	9.70	9.50	0.00	0.00	0.00
N-3.60	B1933	1481	VC0.5x1	303.9	B.2.4.5-3	7.00	7.00	0.00	0.00	0.00
N-3.60	B1933	1481	VC0.5x1	304.9	B.2.4.5-3	7.00	7.00	0.00	0.00	0.00

wilfajar@hotmail.com

TABLE: Concrete Beam Summary - ACI 318-14

Story	Label	Unique Name	Design Section	Station	As Top Combo	As Top	As Bottom	At Shear	Al Torsion	At Torsion
				cm		cm²	cm²	cm²/cm	cm²	cm²/cm
N-3.60	B1933	1481	VC0.5x1	304.9	B.2.4.5-3	10.00	9.60	0.00	0.00	0.00
N-3.60	B1933	1481	VC0.5x1	354.5	B.2.4.5-3	11.40	9.60	0.00	0.00	0.00
N-3.60	B1933	1481	VC0.5x1	354.5	B.2.4.5-3	11.80	9.80	0.00	0.00	0.00
N-3.60	B1933	1481	VC0.5x1	404.4	B.2.4.5-3	12.50	9.80	0.00	0.00	0.00
N-3.60	B1933	1481	VC0.5x1	404.4	B.2.4.5-3	7.00	7.00	0.00	0.00	0.00
N-3.60	B1933	1481	VC0.5x1	405.1	B.2.4.5-3	7.00	7.00	0.00	0.00	0.00
N-3.60	B1933	1481	VC0.5x1	405.1	B.2.4.5-3	12.60	9.80	0.00	0.00	0.00
N-3.60	B1933	1481	VC0.5x1	430.5	B.2.4.5-3	12.90	9.80	0.00	0.00	0.00
N-3.60	B1933	1481	VC0.5x1	455.8	B.2.4.5-3	13.20	9.80	0.00	0.00	0.00
N-3.60	B1933	1481	VC0.5x1	455.8	B.2.4.5-3	7.00	7.00	0.00	0.00	0.00
N-3.60	B1933	1481	VC0.5x1	456.0	B.2.4.5-3	7.00	7.00	0.00	0.00	0.00
N-3.60	B1933	1481	VC0.5x1	456.0	B.2.4.5-3	13.30	9.90	0.00	0.00	0.00
N-3.60	B1933	1481	VC0.5x1	474.5	B.2.4.5-3	13.30	9.90	0.00	0.00	0.00
N-3.60	B1933	1481	VC0.5x1	474.5	B.2.4.5-3	13.60	10.00	0.03	0.00	0.00
N-3.60	B1933	1481	VC0.5x1	506.2	B.2.4.5-3	11.90	10.00	0.03	0.00	0.00
N-3.60	B1933	1481	VC0.5x1	506.2	B.2.4.5-3	7.00	7.00	0.00	0.00	0.00
N-3.60	B1933	1481	VC0.5x1	506.4	B.2.4.5-3	7.00	7.00	0.00	0.00	0.00
N-3.60	B1933	1481	VC0.5x1	506.4	B.2.4.5-3	11.70	10.10	0.05	0.00	0.00

CALLE 5BI 36-10 OF. 803 CALI TEL: 5545232, CEL: 313-7504395 / 3174391593, e-mail: wilfajar@hotmail.com

TABLE: Concrete Beam Summary - ACI 318-14

Story	Label	Unique Name	Design Section	Station	As Top Combo	As Top	As Bottom	At Shear	Al Torsion	At Torsion
				cm		cm²	cm²	cm²/cm	cm²	cm²/cm
N-3.60	B1933	1481	VC0.5x1	531.8	B.2.4.5-3	10.10	10.10	0.04	0.00	0.00
N-3.60	B1933	1481	VC0.5x1	557.1	B.2.4.5-3	10.10	10.10	0.04	0.00	0.00
N-3.60	B1933	1481	VC0.5x1	557.1	B.2.4.5-3	10.20	10.20	0.06	0.00	0.00
N-3.60	B1933	1481	VC0.5x1	594.5	B.2.4.5-3	10.20	10.20	0.06	0.00	0.00
N-3.60	B1933	1481	VC0.5x1	594.5	B.2.4.5-3	10.40	10.40	0.11	0.00	0.00
N-3.60	B1933	1481	VC0.5x1	607.7	B.2.4.5-3	10.40	10.40	0.11	0.00	0.00
N-3.60	B1933	1481	VC0.5x1	607.7	B.2.4.5-3	10.50	11.50	0.32	0.00	0.00
N-3.60	B1933	1481	VC0.5x1	633.0	B.2.4.5-3	10.50	15.60	0.32	0.00	0.00
N-3.60	B1933	1481	VC0.5x1	658.4	B.2.4.5-3	10.50	22.90	0.32	0.00	0.00
N-3.60	B1933	1481	VC0.5x1	658.4	B.2.4.5-3	10.70	24.30	0.30	0.00	0.00
N-3.60	B1933	1481	VC0.5x1	659.0	B.2.4.5-3	3.40	24.50	0.30	0.00	0.00
N-3.60	B2589	1415	VC0.5x1	50.0	B.2.4.5-8	2.70	23.90	0.36	0.00	0.00
N-3.60	B2589	1415	VC0.5x1	62.5	B.2.4.5-8	9.80	19.50	0.36	0.00	0.00
N-3.60	B2589	1415	VC0.5x1	62.5	B.2.4.5-8	11.00	19.40	0.29	0.00	0.00
N-3.60	B2589	1415	VC0.5x1	98.0	B.2.4.5-8	11.00	13.90	0.29	0.00	0.00
N-3.60	B2589	1415	VC0.5x1	98.0	B.2.4.5-8	10.90	12.40	0.23	0.00	0.00
N-3.60	B2589	1415	VC0.5x1	147.0	B.2.4.5-8	11.10	10.90	0.23	0.00	0.00
N-3.60	B2589	1415	VC0.5x1	147.0	B.2.4.5-8	11.70	10.80	0.17	0.00	0.00

CIVIL ENG. 36-19 OF. 305 C. 311 TEL: 5545232 CEL. 313-759439 / 317-4391593 e-mail: wilfajar@hotmail.com

TABLE: Concrete Beam Summary - ACI 318-14

Story	Label	Unique Name	Design Section	Station	As Top Combo	As Top	As Bottom	At Shear	Al Torsion	At Torsion
				cm		cm²	cm²	cm²/cm	cm²	cm²/cm
N-3.60	B2589	1415	VC0.5x1	196.0	B.2.4.5-3	15.60	10.80	0.17	0.00	0.00
N-3.60	B2589	1415	VC0.5x1	196.0	B.2.4.5-3	16.00	10.70	0.12	0.00	0.00
N-3.60	B2589	1415	VC0.5x1	245.0	B.2.4.5-3	21.10	10.70	0.12	0.00	0.00
N-3.60	B2589	1415	VC0.5x1	245.0	B.2.4.5-3	21.00	10.50	0.09	0.00	0.00
N-3.60	B2589	1415	VC0.5x1	294.0	B.2.4.5-3	17.50	10.50	0.08	0.00	0.00
N-3.60	B2589	1415	VC0.5x1	294.0	B.2.4.5-3	17.10	10.40	0.13	0.00	0.00
N-3.60	B2589	1415	VC0.5x1	343.0	B.2.4.5-3	15.40	10.40	0.13	0.00	0.00
N-3.60	B2589	1415	VC0.5x1	343.0	B.2.4.5-3	14.90	10.20	0.18	0.00	0.00
N-3.60	B2589	1415	VC0.5x1	392.0	B.2.4.5-3	10.20	10.20	0.18	0.00	0.00
N-3.60	B2589	1415	VC0.5x1	392.0	B.2.4.5-3	10.10	10.10	0.24	0.00	0.00
N-3.60	B2589	1415	VC0.5x1	441.0	B.2.4.5-3	2.80	15.40	0.24	0.00	0.00
N-3.60	B2609	1400	VC0.5x1	0.0	B.2.4.7-8	2.00	1.20	0.09	0.00	0.00
N-3.60	B2609	1400	VC0.5x1	49.0	B.2.4.5-8	8.00	5.20	0.09	0.00	0.00
N-3.60	B2609	1400	VC0.5x1	49.0	B.2.4.5-8	9.00	5.70	0.07	0.00	0.00
N-3.60	B2609	1400	VC0.5x1	98.0	B.2.4.5-3	14.90	5.70	0.07	0.00	0.00
N-3.60	B2609	1400	VC0.5x1	98.0	B.2.4.5-3	15.40	6.10	0.04	0.00	0.00
N-3.60	B2609	1400	VC0.5x1	147.0	B.2.4.2-2	15.40	6.10	0.04	0.00	0.00
N-3.60	B2609	1400	VC0.5x1	147.0	B.2.4.4-4	15.40	6.50	0.01	0.00	0.00

TABLE: Concrete Beam Summary - ACI 318-14

Story	Label	Unique Name	Design Section	Station	As Top Combo	As Top	As Bottom	At Shear	Al Torsion	At Torsion
				cm		cm²	cm²	cm²/cm	cm²	cm²/cm
N-3.60	B2609	1400	VC0.5x1	196.0	B.2.4.5-3	16.90	6.50	0.01	0.00	0.00
N-3.60	B2609	1400	VC0.5x1	196.0	B.2.4.5-3	17.30	6.80	0.00	0.00	0.00
N-3.60	B2609	1400	VC0.5x1	245.0	B.2.4.5-3	17.60	6.80	0.00	0.00	0.00
N-3.60	B2609	1400	VC0.5x1	245.0	B.2.4.5-3	18.00	6.90	0.07	0.00	0.00
N-3.60	B2609	1400	VC0.5x1	294.0	B.2.4.5-3	15.40	6.90	0.07	0.00	0.00
N-3.60	B2609	1400	VC0.5x1	294.0	B.2.4.5-3	15.40	7.10	0.11	0.00	0.00
N-3.60	B2609	1400	VC0.5x1	343.0	B.2.4.5-3	9.10	7.10	0.11	0.00	0.00
N-3.60	B2609	1400	VC0.5x1	343.0	B.2.4.5-3	8.40	7.10	0.17	0.00	0.00
N-3.60	B2609	1400	VC0.5x1	392.0	B.2.4.5-3	7.10	8.00	0.16	0.00	0.00
N-3.60	B2609	1400	VC0.5x1	392.0	B.2.4.5-3	7.10	9.00	0.26	0.00	0.00
N-3.60	B2609	1400	VC0.5x1	441.0	B.2.4.5-3	1.50	18.20	0.26	0.00	0.00
N-3.60	B2630	1215	VC0.5x1	50.0	B.2.4.5-8	0.60	18.10	0.34	0.00	0.00
N-3.60	B2630	1215	VC0.5x1	50.5	B.2.4.5-8	6.30	18.00	0.34	0.00	0.00
N-3.60	B2630	1215	VC0.5x1	50.5	B.2.4.5-8	7.00	17.70	0.23	0.00	0.00
N-3.60	B2630	1215	VC0.5x1	75.8	B.2.4.5-8	7.00	15.40	0.23	0.00	0.00
N-3.60	B2630	1215	VC0.5x1	101.1	B.2.4.5-8	7.00	8.50	0.23	0.00	0.00
N-3.60	B2630	1215	VC0.5x1	101.1	B.2.4.5-8	7.10	7.60	0.14	0.00	0.00
N-3.60	B2630	1215	VC0.5x1	126.4	B.2.4.5-8	7.10	7.10	0.14	0.00	0.00

CALLE 50 # 36-10 OF. 803 CALI TEL: 5585252 CEL. 313-7300390 - 317-4901591 e-mail: wilfajar@hotmail.com

TABLE: Concrete Beam Summary - ACI 318-14

Story	Label	Unique Name	Design Section	Station	As Top Combo	As Top	As Bottom	At Shear	Al Torsion	At Torsion
				cm		cm²	cm²	cm²/cm	cm²	cm²/cm
N-3.60	B2630	1215	VC0.5x1	151.6	B.2.4.5-8	7.30	7.10	0.14	0.00	0.00
N-3.60	B2630	1215	VC0.5x1	151.6	B.2.4.5-8	7.90	7.20	0.09	0.00	0.00
N-3.60	B2630	1215	VC0.5x1	176.9	B.2.4.5-8	11.10	7.20	0.09	0.00	0.00
N-3.60	B2630	1215	VC0.5x1	202.2	B.2.4.5-8	14.60	7.20	0.10	0.00	0.00
N-3.60	B2630	1215	VC0.5x1	202.2	B.2.4.5-8	15.10	7.30	0.06	0.00	0.00
N-3.60	B2630	1215	VC0.5x1	227.5	B.2.4.2-2	15.40	7.30	0.06	0.00	0.00
N-3.60	B2630	1215	VC0.5x1	252.7	B.2.4.4-4	15.40	7.30	0.06	0.00	0.00
N-3.60	B2630	1215	VC0.5x1	252.7	B.2.4.5-8	15.60	7.40	0.03	0.00	0.00
N-3.60	B2630	1215	VC0.5x1	278.0	B.2.4.5-8	16.90	7.40	0.03	0.00	0.00
N-3.60	B2630	1215	VC0.5x1	278.0	B.2.4.5-8	17.00	7.50	0.02	0.00	0.00
N-3.60	B2630	1215	VC0.5x1	303.3	B.2.4.5-8	16.00	7.50	0.02	0.00	0.00
N-3.60	B2630	1215	VC0.5x1	303.3	B.2.4.5-8	15.70	7.60	0.05	0.00	0.00
N-3.60	B2630	1215	VC0.5x1	328.5	B.2.4.4-4	15.40	7.60	0.05	0.00	0.00
N-3.60	B2630	1215	VC0.5x1	353.8	B.2.4.5-3	15.40	7.60	0.05	0.00	0.00
N-3.60	B2630	1215	VC0.5x1	353.8	B.2.4.5-3	15.40	7.70	0.09	0.00	0.00
N-3.60	B2630	1215	VC0.5x1	379.1	B.2.4.5-8	12.90	7.70	0.09	0.00	0.00
N-3.60	B2630	1215	VC0.5x1	404.4	B.2.4.5-8	9.70	7.70	0.09	0.00	0.00
N-3.60	B2630	1215	VC0.5x1	404.4	B.2.4.5-8	9.30	7.80	0.13	0.00	0.00

CALLE 5BI 36-10 OF. 503 CALI TEL: 5545232, CEL: 313-7504395 / 317-4391593, e-mail: wilfajar@hotmail.com

TABLE: Concrete Beam Summary - ACI 318-14

Story	Label	Unique Name	Design Section	Station	As Top Combo	As Top	As Bottom	At Shear	Al Torsion	At Torsion
				cm		cm²	cm²	cm²/cm	cm²	cm²/cm
N-3.60	B2630	1215	VC0.5x1	429.6	B.2.4.5-8	7.80	7.80	0.13	0.00	0.00
N-3.60	B2630	1215	VC0.5x1	454.9	B.2.4.5-8	7.80	7.80	0.13	0.00	0.00
N-3.60	B2630	1215	VC0.5x1	454.9	B.2.4.5-8	8.00	8.00	0.20	0.00	0.00
N-3.60	B2630	1215	VC0.5x1	480.2	B.2.4.5-8	8.00	13.70	0.20	0.00	0.00
N-3.60	B2630	1215	VC0.5x1	505.5	B.2.4.5-8	8.00	15.40	0.20	0.00	0.00
N-3.60	B2630	1215	VC0.5x1	505.5	B.2.4.5-8	8.10	16.30	0.27	0.00	0.00
N-3.60	B2630	1215	VC0.5x1	506.0	B.2.4.5-8	2.30	16.40	0.27	0.00	0.00
N-3.60	B12	1543	VC0.5x1	50.0	B.2.4.5-3	1.90	23.00	0.35	0.00	0.00
N-3.60	B12	1543	VC0.5x1	50.6	B.2.4.5-3	8.60	22.70	0.35	0.00	0.00
N-3.60	B12	1543	VC0.5x1	50.6	B.2.4.5-3	8.70	21.60	0.36	0.00	0.00
N-3.60	B12	1543	VC0.5x1	76.0	B.2.4.5-3	8.70	15.40	0.36	0.00	0.00
N-3.60	B12	1543	VC0.5x1	101.3	B.2.4.5-3	8.70	8.70	0.36	0.00	0.00
N-3.60	B12	1543	VC0.5x1	101.3	B.2.4.5-3	8.90	8.90	0.25	0.00	0.00
N-3.60	B12	1543	VC0.5x1	114.5	B.2.4.5-3	11.50	8.90	0.26	0.00	0.00
N-3.60	B12	1543	VC0.5x1	114.5	B.2.4.5-3	13.60	8.90	0.15	0.00	0.00
N-3.60	B12	1543	VC0.5x1	151.9	B.2.4.5-8	15.80	8.90	0.15	0.00	0.00
N-3.60	B12	1543	VC0.5x1	151.9	B.2.4.5-8	16.10	8.90	0.12	0.00	0.00
N-3.60	B12	1543	VC0.5x1	177.3	B.2.4.5-8	19.80	8.90	0.12	0.00	0.00

wilfajar@hotmail.com

TABLE: Concrete Beam Summary - ACI 318-14

Story	Label	Unique Name	Design Section	Station	As Top Combo	As Top	As Bottom	At Shear	Al Torsion	At Torsion
				cm		cm²	cm²	cm²/cm	cm²	cm²/cm
N-3.60	B12	1543	VC0.5x1	202.6	B.2.4.5-8	23.50	8.90	0.12	0.00	0.00
N-3.60	B12	1543	VC0.5x1	202.6	B.2.4.5-8	23.90	9.00	0.09	0.00	0.00
N-3.60	B12	1543	VC0.5x1	234.5	B.2.4.5-8	27.30	9.00	0.09	0.00	0.00
N-3.60	B12	1543	VC0.5x1	234.5	B.2.4.5-8	27.50	9.00	0.04	0.00	0.00
N-3.60	B12	1543	VC0.5x1	253.2	B.2.4.5-8	27.30	9.00	0.04	0.00	0.00
N-3.60	B12	1543	VC0.5x1	253.2	B.2.4.5-8	27.20	9.00	0.04	0.00	0.00
N-3.60	B12	1543	VC0.5x1	278.5	B.2.4.5-8	26.20	9.00	0.04	0.00	0.00
N-3.60	B12	1543	VC0.5x1	303.9	B.2.4.5-8	25.30	9.00	0.04	0.00	0.00
N-3.60	B12	1543	VC0.5x1	303.9	B.2.4.5-8	25.10	8.90	0.07	0.00	0.00
N-3.60	B12	1543	VC0.5x1	329.2	B.2.4.5-8	23.20	8.90	0.06	0.00	0.00
N-3.60	B12	1543	VC0.5x1	354.5	B.2.4.5-8	21.40	8.90	0.06	0.00	0.00
N-3.60	B12	1543	VC0.5x1	354.5	B.2.4.5-8	20.10	8.70	0.20	0.00	0.00
N-3.60	B12	1543	VC0.5x1	379.8	B.2.4.5-3	15.40	8.70	0.20	0.00	0.00
N-3.60	B12	1543	VC0.5x1	405.1	B.2.4.5-8	13.00	8.70	0.20	0.00	0.00
N-3.60	B12	1543	VC0.5x1	405.1	B.2.4.5-8	12.10	8.40	0.23	0.00	0.00
N-3.60	B12	1543	VC0.5x1	449.0	B.2.4.7-4	2.90	4.80	0.23	0.00	0.00
N-3.60	B1228	1534	VC0.5x1	45.3	B.2.4.7-8	1.70	15.40	0.21	0.00	0.00
N-3.60	B1228	1534	VC0.5x1	94.4	B.2.4.5-8	5.70	6.20	0.22	0.00	0.00

TABLE: Concrete Beam Summary - ACI 318-14

Story	Label	Unique Name	Design Section	Station	As Top Combo	As Top	As Bottom	At Shear	Al Torsion	At Torsion
				cm		cm²	cm²	cm²/cm	cm²	cm²/cm
N-3.60	B1228	1534	VC0.5x1	94.4	B.2.4.5-8	5.80	5.80	0.17	0.00	0.00
N-3.60	B1228	1534	VC0.5x1	143.5	B.2.4.5-8	6.00	5.80	0.17	0.00	0.00
N-3.60	B1228	1534	VC0.5x1	143.5	B.2.4.5-8	6.40	6.00	0.12	0.00	0.00
N-3.60	B1228	1534	VC0.5x1	192.6	B.2.4.5-8	8.00	6.00	0.12	0.00	0.00
N-3.60	B1228	1534	VC0.5x1	192.6	B.2.4.5-8	8.00	6.10	0.14	0.00	0.00
N-3.60	B1228	1534	VC0.5x1	241.8	B.2.4.5-8	6.10	6.10	0.14	0.00	0.00
N-3.60	B1228	1534	VC0.5x1	241.8	B.2.4.5-8	6.20	6.20	0.17	0.00	0.00
N-3.60	B1228	1534	VC0.5x1	277.5	B.2.4.5-8	6.20	7.00	0.17	0.00	0.00
N-3.60	B1228	1534	VC0.5x1	277.5	B.2.4.5-8	5.40	6.50	0.19	0.00	0.00
N-3.60	B1228	1534	VC0.5x1	290.0	B.2.4.7-8	1.40	8.40	0.19	0.00	0.00
N-3.60	B1238	1535	VC0.5x1	0.0	B.2.4.5-8	3.50	2.50	0.08	0.00	0.00
N-3.60	B1238	1535	VC0.5x1	49.1	B.2.4.5-8	15.10	15.10	0.08	0.00	0.00
N-3.60	B1238	1535	VC0.5x1	49.1	B.2.4.5-8	15.40	15.40	0.08	0.00	0.00
N-3.60	B1238	1535	VC0.5x1	98.2	B.2.4.5-8	15.40	15.40	0.09	0.00	0.00
N-3.60	B1238	1535	VC0.5x1	98.2	B.2.4.5-8	15.40	15.40	0.09	0.00	0.00
N-3.60	B1238	1535	VC0.5x1	147.4	B.2.4.5-8	15.40	15.40	0.09	0.00	0.00
N-3.60	B1238	1535	VC0.5x1	147.4	B.2.4.5-8	15.40	15.40	0.08	0.00	0.00
N-3.60	B1238	1535	VC0.5x1	196.5	B.2.4.5-8	15.40	15.40	0.09	0.00	0.00

CALLE 501 35-10 OF. 803 CALI TEL: 5345232, CEL: 313-7504395 - 3174391593, e-mail: wilfajar@hotmail.com

TABLE: Concrete Beam Summary - ACI 318-14

Story	Label	Unique Name	Design Section	Station	As Top Combo	As Top	As Bottom	At Shear	Al Torsion	At Torsion
				cm		cm²	cm²	cm²/cm	cm²	cm²/cm
N-3.60	B1238	1535	VC0.5x1	196.5	B.2.4.5-8	15.40	15.40	0.08	0.00	0.00
N-3.60	B1238	1535	VC0.5x1	245.6	B.2.4.5-8	15.40	15.40	0.08	0.00	0.00
N-3.60	B1238	1535	VC0.5x1	245.6	B.2.4.5-8	15.40	15.40	0.07	0.00	0.00
N-3.60	B1238	1535	VC0.5x1	277.5	B.2.4.5-8	15.40	15.40	0.07	0.00	0.00
N-3.60	B1238	1535	VC0.5x1	277.5	B.2.4.5-8	15.40	15.40	0.11	0.00	0.00
N-3.60	B1238	1535	VC0.5x1	294.7	B.2.4.5-8	15.40	15.40	0.10	0.00	0.00
N-3.60	B1238	1535	VC0.5x1	294.7	B.2.4.5-8	15.40	15.40	0.15	0.00	0.00
N-3.60	B1238	1535	VC0.5x1	343.8	B.2.4.5-8	15.40	15.40	0.15	0.00	0.00
N-3.60	B1238	1535	VC0.5x1	343.8	B.2.4.5-8	15.40	15.40	0.19	0.00	0.00
N-3.60	B1238	1535	VC0.5x1	392.9	B.2.4.5-8	15.40	15.40	0.19	0.00	0.00
N-3.60	B1238	1535	VC0.5x1	392.9	B.2.4.5-8	15.40	15.40	0.30	0.00	0.00
N-3.60	B1238	1535	VC0.5x1	442.1	B.2.4.5-8	15.40	25.30	0.29	0.00	0.00
N-3.60	B1238	1535	VC0.5x1	442.1	B.2.4.5-8	15.40	26.80	0.36	0.00	0.00
N-3.60	B1238	1535	VC0.5x1	491.2	B.2.4.7-8	5.30	46.60	0.35	0.00	0.00
N-3.60	B335	1484	VC0.5x1	50.0	B.2.4.5-8	2.00	38.40	0.35	0.00	0.00
N-3.60	B335	1484	VC0.5x1	50.5	B.2.4.5-8	13.50	38.20	0.35	0.00	0.00
N-3.60	B335	1484	VC0.5x1	50.5	B.2.4.5-8	14.60	37.50	0.23	0.00	0.00
N-3.60	B335	1484	VC0.5x1	75.8	B.2.4.5-8	14.60	28.40	0.23	0.00	0.00

CALLE 5BI 36-10 OF. 803 CALI TEL. 5545232, CEL. 313-7504395 - 317-4391593, e-mail wilfajar@hotmail.com

TABLE: Concrete Beam Summary - ACI 318-14

Story	Label	Unique Name	Design Section	Station	As Top Combo	As Top	As Bottom	At Shear	Al Torsion	At Torsion
				cm		cm²	cm²	cm²/cm	cm²	cm²/cm
N-3.60	B335	1484	VC0.5x1	101.1	B.2.4.5-8	14.60	19.60	0.24	0.00	0.00
N-3.60	B335	1484	VC0.5x1	101.1	B.2.4.5-8	14.60	18.60	0.29	0.00	0.00
N-3.60	B335	1484	VC0.5x1	126.4	B.2.4.5-8	14.60	15.40	0.29	0.00	0.00
N-3.60	B335	1484	VC0.5x1	151.6	B.2.4.5-8	14.60	14.60	0.29	0.00	0.00
N-3.60	B335	1484	VC0.5x1	151.6	B.2.4.5-8	14.60	14.60	0.23	0.00	0.00
N-3.60	B335	1484	VC0.5x1	176.9	B.2.4.5-8	14.60	14.60	0.23	0.00	0.00
N-3.60	B335	1484	VC0.5x1	202.2	B.2.4.5-8	14.60	14.60	0.24	0.00	0.00
N-3.60	B335	1484	VC0.5x1	202.2	B.2.4.5-8	14.50	14.50	0.19	0.00	0.00
N-3.60	B335	1484	VC0.5x1	227.5	B.2.4.5-8	14.50	14.50	0.19	0.00	0.00
N-3.60	B335	1484	VC0.5x1	252.7	B.2.4.5-3	15.40	14.50	0.19	0.00	0.00
N-3.60	B335	1484	VC0.5x1	252.7	B.2.4.5-3	15.40	14.50	0.15	0.00	0.00
N-3.60	B335	1484	VC0.5x1	278.0	B.2.4.5-8	16.10	14.50	0.16	0.00	0.00
N-3.60	B335	1484	VC0.5x1	278.0	B.2.4.5-8	15.80	14.60	0.09	0.00	0.00
N-3.60	B335	1484	VC0.5x1	303.3	B.2.4.5-8	15.70	14.60	0.09	0.00	0.00
N-3.60	B335	1484	VC0.5x1	303.3	B.2.4.5-8	15.60	14.60	0.10	0.00	0.00
N-3.60	B335	1484	VC0.5x1	333.6	B.2.4.2-2	15.40	14.60	0.10	0.00	0.00
N-3.60	B335	1484	VC0.5x1	333.6	B.2.4.5-3	15.40	14.60	0.09	0.00	0.00
N-3.60	B335	1484	VC0.5x1	353.8	B.2.4.5-3	15.40	14.60	0.09	0.00	0.00

wilfajar@hotmail.com

TABLE: Concrete Beam Summary - ACI 318-14

Story	Label	Unique Name	Design Section	Station	As Top Combo	As Top	As Bottom	At Shear	Al Torsion	At Torsion
				cm		cm²	cm²	cm²/cm	cm²	cm²/cm
N-3.60	B335	1484	VC0.5x1	353.8	B.2.4.5-3	15.40	14.60	0.10	0.00	0.00
N-3.60	B335	1484	VC0.5x1	370.7	B.2.4.5-3	15.40	14.60	0.09	0.00	0.00
N-3.60	B335	1484	VC0.5x1	370.7	B.2.4.5-3	15.40	14.60	0.11	0.00	0.00
N-3.60	B335	1484	VC0.5x1	404.4	B.2.4.5-3	15.40	14.60	0.10	0.00	0.00
N-3.60	B335	1484	VC0.5x1	404.4	B.2.4.5-3	15.40	14.70	0.11	0.00	0.00
N-3.60	B335	1484	VC0.5x1	444.8	B.2.4.5-8	15.40	14.70	0.11	0.00	0.00
N-3.60	B335	1484	VC0.5x1	444.8	B.2.4.5-8	15.40	14.70	0.09	0.00	0.00
N-3.60	B335	1484	VC0.5x1	454.9	B.2.4.5-8	15.40	14.70	0.09	0.00	0.00
N-3.60	B335	1484	VC0.5x1	454.9	B.2.4.5-8	15.40	14.80	0.09	0.00	0.00
N-3.60	B335	1484	VC0.5x1	463.3	B.2.4.5-8	15.40	14.80	0.09	0.00	0.00
N-3.60	B335	1484	VC0.5x1	463.3	B.2.4.5-8	15.40	14.80	0.11	0.00	0.00
N-3.60	B335	1484	VC0.5x1	505.5	B.2.4.5-8	15.40	14.80	0.11	0.00	0.00
N-3.60	B335	1484	VC0.5x1	505.5	B.2.4.5-8	15.40	14.90	0.12	0.00	0.00
N-3.60	B335	1484	VC0.5x1	506.0	B.2.4.5-8	15.40	9.50	0.12	0.00	0.00
N-3.60	B343	2270	VC0.5x1	50.0	B.2.4.5-8	1.90	38.60	0.35	0.00	0.00
N-3.60	B343	2270	VC0.5x1	50.5	B.2.4.5-8	13.60	38.30	0.35	0.00	0.00
N-3.60	B343	2270	VC0.5x1	50.5	B.2.4.5-8	14.50	37.60	0.24	0.00	0.00
N-3.60	B343	2270	VC0.5x1	75.8	B.2.4.5-8	14.50	28.30	0.24	0.00	0.00

CALLE 5BI 36-10 OF. 805 CALI TEL. 3545232 CEL. 313-7561395 - 3174391393. e-mail wilfajar@hotmail.com

TABLE: Concrete Beam Summary - ACI 318-14

Story	Label	Unique Name	Design Section	Station	As Top Combo	As Top	As Bottom	At Shear	Al Torsion	At Torsion
				cm		cm²	cm²	cm²/cm	cm²	cm²/cm
N-3.60	B343	2270	VC0.5x1	101.1	B.2.4.5-8	14.50	19.60	0.24	0.00	0.00
N-3.60	B343	2270	VC0.5x1	101.1	B.2.4.5-8	14.50	18.50	0.29	0.00	0.00
N-3.60	B343	2270	VC0.5x1	126.4	B.2.4.5-8	14.50	15.40	0.29	0.00	0.00
N-3.60	B343	2270	VC0.5x1	151.6	B.2.4.5-8	14.50	14.50	0.29	0.00	0.00
N-3.60	B343	2270	VC0.5x1	151.6	B.2.4.5-8	14.40	14.40	0.10	0.00	0.00
N-3.60	B343	2270	VC0.5x1	158.9	B.2.4.5-8	14.40	14.40	0.10	0.00	0.00
N-3.60	B343	2270	VC0.5x1	158.9	B.2.4.5-8	14.40	14.40	0.22	0.00	0.00
N-3.60	B343	2270	VC0.5x1	202.2	B.2.4.5-8	14.40	14.40	0.22	0.00	0.00
N-3.60	B343	2270	VC0.5x1	202.2	B.2.4.5-8	14.40	14.40	0.19	0.00	0.00
N-3.60	B343	2270	VC0.5x1	227.5	B.2.4.5-8	14.40	14.40	0.19	0.00	0.00
N-3.60	B343	2270	VC0.5x1	252.7	B.2.4.5-3	15.40	14.40	0.19	0.00	0.00
N-3.60	B343	2270	VC0.5x1	252.7	B.2.4.5-3	15.40	14.30	0.15	0.00	0.00
N-3.60	B343	2270	VC0.5x1	278.0	B.2.4.5-8	16.00	14.30	0.15	0.00	0.00
N-3.60	B343	2270	VC0.5x1	278.0	B.2.4.5-8	15.70	14.40	0.09	0.00	0.00
N-3.60	B343	2270	VC0.5x1	303.3	B.2.4.5-8	15.60	14.40	0.09	0.00	0.00
N-3.60	B343	2270	VC0.5x1	303.3	B.2.4.5-8	15.50	14.40	0.09	0.00	0.00
N-3.60	B343	2270	VC0.5x1	317.7	B.2.4.5-8	15.50	14.40	0.09	0.00	0.00
N-3.60	B343	2270	VC0.5x1	317.7	B.2.4.2-2	15.40	14.40	0.10	0.00	0.00

wilfajar@hotmail.com

TABLE: Concrete Beam Summary - ACI 318-14

Story	Label	Unique Name	Design Section	Station	As Top Combo	As Top	As Bottom	At Shear	Al Torsion	At Torsion
				cm		cm²	cm²	cm²/cm	cm²	cm²/cm
N-3.60	B343	2270	VC0.5x1	353.8	B.2.4.5-3	15.40	14.40	0.10	0.00	0.00
N-3.60	B343	2270	VC0.5x1	353.8	B.2.4.5-3	15.40	14.40	0.11	0.00	0.00
N-3.60	B343	2270	VC0.5x1	379.1	B.2.4.5-3	15.40	14.40	0.11	0.00	0.00
N-3.60	B343	2270	VC0.5x1	404.4	B.2.4.5-3	15.40	14.40	0.11	0.00	0.00
N-3.60	B343	2270	VC0.5x1	404.4	B.2.4.5-3	15.40	14.40	0.09	0.00	0.00
N-3.60	B343	2270	VC0.5x1	417.0	B.2.4.5-3	15.40	14.40	0.09	0.00	0.00
N-3.60	B343	2270	VC0.5x1	417.0	B.2.4.5-3	15.40	14.40	0.11	0.00	0.00
N-3.60	B343	2270	VC0.5x1	454.9	B.2.4.5-8	15.40	14.40	0.11	0.00	0.00
N-3.60	B343	2270	VC0.5x1	454.9	B.2.4.5-8	15.40	14.50	0.10	0.00	0.00
N-3.60	B343	2270	VC0.5x1	476.6	B.2.4.5-8	15.40	14.50	0.10	0.00	0.00
N-3.60	B343	2270	VC0.5x1	476.6	B.2.4.5-8	15.40	14.50	0.11	0.00	0.00
N-3.60	B343	2270	VC0.5x1	505.5	B.2.4.5-8	15.10	14.50	0.10	0.00	0.00
N-3.60	B343	2270	VC0.5x1	505.5	B.2.4.5-8	15.00	14.60	0.12	0.00	0.00
N-3.60	B343	2270	VC0.5x1	506.0	B.2.4.5-8	15.00	9.00	0.12	0.00	0.00
N-3.60	B372	879	VC0.5x1	0.0	B.2.4.5-8	3.20	5.20	0.02	0.00	0.00
N-3.60	B372	879	VC0.5x1	25.3	B.2.4.5-8	3.70	5.20	0.02	0.00	0.00
N-3.60	B372	879	VC0.5x1	50.5	B.2.4.5-8	3.70	5.20	0.03	0.00	0.00
N-3.60	B372	879	VC0.5x1	50.5	B.2.4.5-8	3.60	5.00	0.03	0.00	0.00

CALLE 5BI 36-10 OF. 803 CALI TEL: 3545232 CEL: 313-7504395 / 3174391593, e-mail: wilfajar@hotmail.com

TABLE: Concrete Beam Summary - ACI 318-14

Story	Label	Unique Name	Design Section	Station	As Top Combo	As Top	As Bottom	At Shear	Al Torsion	At Torsion
				cm		cm²	cm²	cm²/cm	cm²	cm²/cm
N-3.60	B372	879	VC0.5x1	75.8	B.2.4.5-8	3.60	4.90	0.03	0.00	0.00
N-3.60	B372	879	VC0.5x1	101.1	B.2.4.5-8	3.60	4.80	0.03	0.00	0.00
N-3.60	B372	879	VC0.5x1	101.1	B.2.4.5-8	3.40	4.60	0.03	0.00	0.00
N-3.60	B372	879	VC0.5x1	126.4	B.2.4.5-8	3.40	4.40	0.03	0.00	0.00
N-3.60	B372	879	VC0.5x1	151.6	B.2.4.5-8	3.40	4.30	0.03	0.00	0.00
N-3.60	B372	879	VC0.5x1	151.6	B.2.4.5-8	3.30	4.10	0.03	0.00	0.00
N-3.60	B372	879	VC0.5x1	176.9	B.2.4.5-8	3.30	3.90	0.03	0.00	0.00
N-3.60	B372	879	VC0.5x1	202.2	B.2.4.5-8	3.30	3.70	0.03	0.00	0.00
N-3.60	B372	879	VC0.5x1	202.2	B.2.4.5-8	3.10	3.60	0.03	0.00	0.00
N-3.60	B372	879	VC0.5x1	227.5	B.2.4.5-8	3.10	3.40	0.03	0.00	0.00
N-3.60	B372	879	VC0.5x1	252.7	B.2.4.5-8	3.10	3.30	0.03	0.00	0.00
N-3.60	B372	879	VC0.5x1	252.7	B.2.4.5-8	3.10	3.30	0.04	0.00	0.00
N-3.60	B372	879	VC0.5x1	278.0	B.2.4.5-8	3.10	3.10	0.04	0.00	0.00
N-3.60	B372	879	VC0.5x1	278.0	B.2.4.5-8	3.10	3.10	0.04	0.00	0.00
N-3.60	B372	879	VC0.5x1	303.3	B.2.4.5-8	3.10	3.20	0.03	0.00	0.00
N-3.60	B372	879	VC0.5x1	303.3	B.2.4.5-8	3.20	3.20	0.03	0.00	0.00
N-3.60	B372	879	VC0.5x1	328.5	B.2.4.5-8	3.20	3.20	0.03	0.00	0.00
N-3.60	B372	879	VC0.5x1	353.8	B.2.4.5-8	3.20	3.20	0.03	0.00	0.00

CALLE 301 36-10 OR. 301 CALI TEL: 3545532 CEL: 313-7502395 ZIP 1301592 email: wilfajar@hotmail.com

TABLE: Concrete Beam Summary - ACI 318-14

Story	Label	Unique Name	Design Section	Station	As Top Combo	As Top	As Bottom	At Shear	Al Torsion	At Torsion
				cm		cm²	cm²	cm²/cm	cm²	cm²/cm
N-3.60	B372	879	VC0.5x1	353.8	B.2.4.5-8	3.10	3.10	0.03	0.00	0.00
N-3.60	B372	879	VC0.5x1	379.1	B.2.4.5-8	3.10	3.10	0.03	0.00	0.00
N-3.60	B372	879	VC0.5x1	404.4	B.2.4.5-8	3.10	3.10	0.03	0.00	0.00
N-3.60	B372	879	VC0.5x1	404.4	B.2.4.5-8	3.10	3.10	0.03	0.00	0.00
N-3.60	B372	879	VC0.5x1	429.6	B.2.4.5-8	3.10	3.10	0.03	0.00	0.00
N-3.60	B372	879	VC0.5x1	454.9	B.2.4.5-8	3.10	3.10	0.03	0.00	0.00
N-3.60	B372	879	VC0.5x1	454.9	B.2.4.5-8	3.00	3.00	0.03	0.00	0.00
N-3.60	B372	879	VC0.5x1	480.2	B.2.4.5-8	3.00	3.00	0.03	0.00	0.00
N-3.60	B372	879	VC0.5x1	505.5	B.2.4.5-8	3.00	3.10	0.03	0.00	0.00
N-3.60	B372	879	VC0.5x1	505.5	B.2.4.5-8	3.00	3.00	0.03	0.00	0.00
N-3.60	B372	879	VC0.5x1	530.7	B.2.4.5-8	3.00	3.00	0.02	0.00	0.00
N-3.60	B372	879	VC0.5x1	556.0	B.2.4.5-8	2.90	2.80	0.03	0.00	0.00
N-3.60	B377	874	VC0.5x1	0.0	B.2.4.5-8	1.50	2.20	0.04	0.00	0.00
N-3.60	B377	874	VC0.5x1	49.7	B.2.4.5-8	2.50	1.70	0.04	0.00	0.00
N-3.60	B377	874	VC0.5x1	49.7	B.2.4.5-8	1.70	1.60	0.00	0.00	0.00
N-3.60	B377	874	VC0.5x1	99.3	B.2.4.5-8	2.80	1.60	0.00	0.00	0.00
N-3.60	B377	874	VC0.5x1	99.3	B.2.4.5-8	2.10	1.70	0.00	0.00	0.00
N-3.60	B377	874	VC0.5x1	149.0	B.2.4.5-8	2.70	1.70	0.00	0.00	0.00

TABLE: Concrete Beam Summary - ACI 318-14

Story	Label	Unique Name	Design Section	Station	As Top Combo	As Top	As Bottom	At Shear	Al Torsion	At Torsion
				cm		cm²	cm²	cm²/cm	cm²	cm²/cm
N-3.60	B377	874	VC0.5x1	149.0	B.2.4.5-8	2.30	1.90	0.00	0.00	0.00
N-3.60	B377	874	VC0.5x1	198.7	B.2.4.5-8	2.60	1.90	0.00	0.00	0.00
N-3.60	B377	874	VC0.5x1	198.7	B.2.4.5-8	2.30	1.80	0.00	0.00	0.00
N-3.60	B377	874	VC0.5x1	223.5	B.2.4.5-8	2.40	1.80	0.00	0.00	0.00
N-3.60	B377	874	VC0.5x1	223.5	B.2.4.5-8	2.20	1.70	0.00	0.00	0.00
N-3.60	B377	874	VC0.5x1	248.3	B.2.4.5-8	2.00	1.70	0.00	0.00	0.00
N-3.60	B377	874	VC0.5x1	248.3	B.2.4.5-8	2.10	1.70	0.00	0.00	0.00
N-3.60	B377	874	VC0.5x1	298.0	B.2.4.5-8	1.80	1.80	0.00	0.00	0.00
N-3.60	B377	874	VC0.5x1	298.0	B.2.4.5-8	2.20	1.90	0.00	0.00	0.00
N-3.60	B377	874	VC0.5x1	347.7	B.2.4.5-8	1.90	2.20	0.00	0.00	0.00
N-3.60	B377	874	VC0.5x1	347.7	B.2.4.5-8	2.30	2.20	0.00	0.00	0.00
N-3.60	B377	874	VC0.5x1	397.3	B.2.4.5-8	2.10	2.40	0.00	0.00	0.00
N-3.60	B377	874	VC0.5x1	397.3	B.2.4.5-8	2.40	2.30	0.00	0.00	0.00
N-3.60	B377	874	VC0.5x1	447.0	B.2.4.5-8	2.40	2.40	0.00	0.00	0.00
N-3.60	B378	776	VC0.5x1	0.0	B.2.4.5-3	2.20	1.70	0.00	0.00	0.00
N-3.60	B378	776	VC0.5x1	25.8	B.2.4.5-3	2.20	1.40	0.00	0.00	0.00
N-3.60	B378	776	VC0.5x1	51.5	B.2.4.5-3	2.20	1.40	0.00	0.00	0.00
N-3.60	B378	776	VC0.5x1	51.5	B.2.4.5-3	1.80	1.40	0.00	0.00	0.00

wilfajar@hotmail.com

TABLE: Concrete Beam Summary - ACI 318-14

Story	Label	Unique Name	Design Section	Station	As Top Combo	As Top	As Bottom	At Shear	Al Torsion	At Torsion
				cm		cm²	cm²	cm²/cm	cm²	cm²/cm
N-3.60	B378	776	VC0.5x1	77.3	B.2.4.5-3	1.90	1.40	0.00	0.00	0.00
N-3.60	B378	776	VC0.5x1	103.0	B.2.4.5-3	2.10	1.40	0.00	0.00	0.00
N-3.60	B378	776	VC0.5x1	103.0	B.2.4.5-3	1.60	1.30	0.00	0.00	0.00
N-3.60	B378	776	VC0.5x1	128.8	B.2.4.5-3	1.80	1.30	0.00	0.00	0.00
N-3.60	B378	776	VC0.5x1	154.5	B.2.4.5-3	2.10	1.30	0.00	0.00	0.00
N-3.60	B378	776	VC0.5x1	154.5	B.2.4.5-3	1.50	1.20	0.00	0.00	0.00
N-3.60	B378	776	VC0.5x1	180.3	B.2.4.5-3	1.80	1.20	0.00	0.00	0.00
N-3.60	B378	776	VC0.5x1	206.0	B.2.4.5-3	2.10	1.20	0.00	0.00	0.00
N-3.60	B378	776	VC0.5x1	206.0	B.2.4.5-3	1.50	1.20	0.00	0.00	0.00
N-3.60	B378	776	VC0.5x1	231.8	B.2.4.5-3	1.90	1.20	0.00	0.00	0.00
N-3.60	B378	776	VC0.5x1	257.5	B.2.4.5-3	2.20	1.20	0.00	0.00	0.00
N-3.60	B378	776	VC0.5x1	257.5	B.2.4.5-3	1.70	1.30	0.00	0.00	0.00
N-3.60	B378	776	VC0.5x1	283.3	B.2.4.5-3	2.10	1.30	0.00	0.00	0.00
N-3.60	B378	776	VC0.5x1	309.0	B.2.4.5-3	2.60	1.30	0.00	0.00	0.00
N-3.60	B378	776	VC0.5x1	309.0	B.2.4.5-8	2.80	1.30	0.00	0.00	0.00
N-3.60	B378	776	VC0.5x1	334.7	B.2.4.5-3	2.40	1.30	0.00	0.00	0.00
N-3.60	B378	776	VC0.5x1	360.5	B.2.4.5-3	2.10	1.30	0.00	0.00	0.00
N-3.60	B378	776	VC0.5x1	360.5	B.2.4.5-8	2.60	1.40	0.00	0.00	0.00

CALLE 38L 36-10 OF. 803 CALI TEL: 5545232 CEL: 313-7504395 - 3174391593. e-mail: wilfajar@hotmail.com

TABLE: Concrete Beam Summary - ACI 318-14

Story	Label	Unique Name	Design Section	Station	As Top Combo	As Top	As Bottom	At Shear	Al Torsion	At Torsion
				cm		cm^2	cm^2	cm^2/cm	cm^2	cm^2/cm
N-3.60	B378	776	VC0.5x1	386.3	B.2.4.5-3	2.20	1.40	0.00	0.00	0.00
N-3.60	B378	776	VC0.5x1	412.0	B.2.4.5-3	1.90	1.40	0.00	0.00	0.00
N-3.60	B378	776	VC0.5x1	412.0	B.2.4.5-8	2.70	1.40	0.00	0.00	0.00
N-3.60	B378	776	VC0.5x1	437.8	B.2.4.5-8	2.20	1.40	0.00	0.00	0.00
N-3.60	B378	776	VC0.5x1	463.5	B.2.4.5-8	1.80	1.40	0.00	0.00	0.00
N-3.60	B378	776	VC0.5x1	463.5	B.2.4.5-8	2.80	1.50	0.00	0.00	0.00
N-3.60	B378	776	VC0.5x1	489.2	B.2.4.5-8	2.20	1.50	0.00	0.00	0.00
N-3.60	B378	776	VC0.5x1	515.0	B.2.4.5-8	1.60	1.50	0.00	0.00	0.00
N-3.60	B378	776	VC0.5x1	515.0	B.2.4.5-8	2.90	1.50	0.00	0.00	0.00
N-3.60	B378	776	VC0.5x1	540.8	B.2.4.5-8	2.10	1.50	0.00	0.00	0.00
N-3.60	B378	776	VC0.5x1	566.5	B.2.4.5-8	1.50	1.50	0.00	0.00	0.00
N-3.60	B378	776	VC0.5x1	566.5	B.2.4.5-3	2.80	1.50	0.00	0.00	0.00
N-3.60	B378	776	VC0.5x1	592.3	B.2.4.5-8	1.60	1.50	0.00	0.00	0.00
N-3.60	B378	776	VC0.5x1	618.0	B.2.4.5-8	1.20	2.20	0.00	0.00	0.00
N-3.60	B379	772	VC0.5x1	0.0	B.2.4.5-8	8.10	6.90	0.06	0.00	0.00
N-3.60	B379	772	VC0.5x1	49.0	B.2.4.5-8	8.10	6.60	0.06	0.00	0.00
N-3.60	B379	772	VC0.5x1	49.0	B.2.4.5-8	7.30	6.60	0.06	0.00	0.00
N-3.60	B379	772	VC0.5x1	98.0	B.2.4.5-8	7.40	6.60	0.06	0.00	0.00

CAIZA 510 36-10 OF 303 CALI CEL: 5545232 CEL: 313-7504393 317-4297595 e-mail: wilfajar@hotmail.com

TABLE: Concrete Beam Summary - ACI 318-14

Story	Label	Unique Name	Design Section	Station	As Top Combo	As Top	As Bottom	At Shear	Al Torsion	At Torsion
				cm		cm²	cm²	cm²/cm	cm²	cm²/cm
N-3.60	B379	772	VC0.5x1	98.0	B.2.4.5-8	6.70	6.60	0.06	0.00	0.00
N-3.60	B379	772	VC0.5x1	147.0	B.2.4.5-8	6.80	6.60	0.07	0.00	0.00
N-3.60	B379	772	VC0.5x1	147.0	8.2.4.5-8	6.70	6.70	0.06	0.00	0.00
N-3.60	B379	772	VC0.5x1	196.0	8.2.4.5-8	6.70	6.70	0.07	0.00	0.00
N-3.60	B379	772	VC0.5x1	196.0	8.2.4.5-8	6.70	6.80	0.07	0.00	0.00
N-3.60	B379	772	VC0.5x1	245.0	8.2.4.5-8	6.70	6.70	0.07	0.00	0.00
N-3.60	B379	772	VC0.5x1	245.0	8.2.4.5-8	6.90	6.90	0.08	0.00	0.00
N-3.60	B379	772	VC0.5x1	294.0	8.2.4.5-8	6.90	7.50	0.07	0.00	0.00
N-3.60	B379	772	VC0.5x1	294.0	8.2.4.5-8	7.00	7.70	0.07	0.00	0.00
N-3.60	8379	772	VC0.5x1	343.0	B.2.4.5-8	7.00	8.10	0.07	0.00	0.00
N-3.60	8379	772	VC0.5x1	343.0	8.2.4.5-8	7.20	8.50	0.07	0.00	0.00
N-3.60	8379	772	VC0.5x1	392.0	B.2.4.5-8	7.20	8.90	0.07	0.00	0.00
N-3.60	B379	772	VC0.5x1	392.0	B.2.4.5-8	7.40	9.60	0.07	0.00	0.00
N-3.60	B379	772	VC0.5x1	441.0	B.2.4.5-8	7.40	9.90	0.06	0.00	0.00
N-3.60	B379	772	VC0.5x1	441.0	B.2.4.5-8	7.60	10.60	0.06	0.00	0.00
N-3.60	8379	772	VC0.5x1	490.0	8.2.4.5-8	6.60	10.70	0.06	0.00	0.00
N-3.60	B1507	1414	VC0.5x1	50.0	B.2.4.5-8	1.90	16.70	0.30	0.00	0.00
N-3.60	B1507	1414	VC0.5x1	75.0	B.2.4.5-8	9.10	12.60	0.30	0.00	0.00

TABLE: Concrete Beam Summary - ACI 318-14

Story	Label	Unique Name	Design Section	Station	As Top Combo	As Top	As Bottom	At Shear	Al Torsion	At Torsion
				cm		cm²	cm²	cm²/cm	cm²	cm²/cm
N-3.60	B1507	1414	VC0.5x1	75.0	B.2.4.5-8	10.30	12.40	0.20	0.00	0.00
N-3.60	B1507	1414	VC0.5x1	98.2	B.2.4.5-8	10.30	10.30	0.21	0.00	0.00
N-3.60	B1507	1414	VC0.5x1	98.2	B.2.4.5-8	11.10	10.30	0.17	0.00	0.00
N-3.60	B1507	1414	VC0.5x1	147.4	B.2.4.5-8	16.90	10.30	0.17	0.00	0.00
N-3.60	B1507	1414	VC0.5x1	147.4	B.2.4.5-8	17.40	10.30	0.08	0.00	0.00
N-3.60	B1507	1414	VC0.5x1	196.5	B.2.4.5-8	22.60	10.30	0.08	0.00	0.00
N-3.60	B1507	1414	VC0.5x1	196.5	B.2.4.5-8	22.90	10.30	0.04	0.00	0.00
N-3.60	B1507	1414	VC0.5x1	245.6	B.2.4.5-8	25.50	10.30	0.04	0.00	0.00
N-3.60	B1507	1414	VC0.5x1	245.6	B.2.4.5-8	25.70	10.20	0.04	0.00	0.00
N-3.60	B1507	1414	VC0.5x1	277.5	B.2.4.5-8	26.50	10.20	0.04	0.00	0.00
N-3.60	B1507	1414	VC0.5x1	277.5	B.2.4.5-8	25.60	10.20	0.00	0.00	0.00
N-3.60	B1507	1414	VC0.5x1	294.7	B.2.4.5-8	25.20	10.20	0.00	0.00	0.00
N-3.60	B1507	1414	VC0.5x1	294.7	B.2.4.5-8	24.90	10.10	0.00	0.00	0.00
N-3.60	B1507	1414	VC0.5x1	343.8	B.2.4.5-8	22.60	10.10	0.00	0.00	0.00
N-3.60	B1507	1414	VC0.5x1	343.8	B.2.4.5-8	22.30	10.10	0.01	0.00	0.00
N-3.60	B1507	1414	VC0.5x1	392.9	B.2.4.5-8	19.50	10.10	0.01	0.00	0.00
N-3.60	B1507	1414	VC0.5x1	392.9	B.2.4.5-8	19.30	10.10	0.01	0.00	0.00
N-3.60	B1507	1414	VC0.5x1	442.1	B.2.4.5-8	16.20	10.10	0.01	0.00	0.00

CALLE 50# 36-16 OF. 503 CALI TEL: 3345232 CEL: 313-7501395 317-2391593 e-mail: wilfajar@hotmail.com

TABLE: Concrete Beam Summary - ACI 318-14

Story	Label	Unique Name	Design Section	Station	As Top Combo	As Top	As Bottom	At Shear	Al Torsion	At Torsion
				cm		cm²	cm²	cm²/cm	cm²	cm²/cm
N-3.60	B1507	1414	VC0.5x1	442.1	B.2.4.5-8	15.90	10.10	0.02	0.00	0.00
N-3.60	B1507	1414	VC0.5x1	491.2	B.2.4.2-2	15.40	10.10	0.02	0.00	0.00
N-3.60	B1507	1414	VC0.5x1	491.2	B.2.4.2-2	15.40	10.00	0.03	0.00	0.00
N-3.60	B1507	1414	VC0.5x1	540.3	B.2.4.5-8	15.40	10.00	0.03	0.00	0.00
N-3.60	B1507	1414	VC0.5x1	540.3	B.2.4.5-8	15.30	10.10	0.00	0.00	0.00
N-3.60	B1507	1414	VC0.5x1	555.0	B.2.4.5-8	14.90	10.10	0.00	0.00	0.00
N-3.60	B1507	1414	VC0.5x1	555.0	B.2.4.5-3	15.40	9.90	0.01	0.00	0.00
N-3.60	B1507	1414	VC0.5x1	589.4	B.2.4.5-8	15.20	9.90	0.00	0.00	0.00
N-3.60	B1507	1414	VC0.5x1	589.4	B.2.4.5-8	14.90	9.90	0.03	0.00	0.00
N-3.60	B1507	1414	VC0.5x1	638.5	B.2.4.5-8	10.60	9.90	0.03	0.00	0.00
N-3.60	B1507	1414	VC0.5x1	638.5	B.2.4.5-8	10.30	10.00	0.07	0.00	0.00
N-3.60	B1507	1414	VC0.5x1	687.6	B.2.4.5-8	10.00	10.00	0.07	0.00	0.00
N-3.60	B1507	1414	VC0.5x1	687.6	B.2.4.5-8	10.10	10.10	0.14	0.00	0.00
N-3.60	B1507	1414	VC0.5x1	736.8	B.2.4.5-8	10.10	15.10	0.14	0.00	0.00
N-3.60	B1507	1414	VC0.5x1	736.8	B.2.4.5-3	10.20	15.40	0.22	0.00	0.00
N-3.60	B1507	1414	VC0.5x1	772.5	B.2.4.5-3	10.20	19.80	0.22	0.00	0.00
N-3.60	B1507	1414	VC0.5x1	772.5	B.2.4.5-3	9.90	20.40	0.32	0.00	0.00
N-3.60	B1507	1414	VC0.5x1	785.0	B.2.4.5-3	2.60	24.10	0.32	0.00	0.00

CALLE 5BI 36-10 OF. 803 CALI TEL: 5595232 CEL: 313-7501395 317-4391593 e-mail: wilfajar@hotmail.com

TABLE: Concrete Beam Summary - ACI 318-14

Story	Label	Unique Name	Design Section	Station	As Top Combo	As Top	As Bottom	At Shear	Al Torsion	At Torsion
				cm		cm^2	cm^2	cm^2/cm	cm^2	cm^2/cm
N-3.60	B178	1462	VC0.5x1	50.0	B.2.4.5-3	7.00	4.70	0.03	0.00	0.00
N-3.60	B178	1462	VC0.5x1	51.7	B.2.4.5-3	7.00	3.40	0.03	0.00	0.00
N-3.60	B178	1462	VC0.5x1	51.7	B.2.4.5-3	7.20	4.40	0.04	0.00	0.00
N-3.60	B178	1462	VC0.5x1	87.5	B.2.4.5-3	7.50	4.40	0.04	0.00	0.00
N-3.60	B178	1462	VC0.5x1	87.5	B.2.4.5-3	7.20	4.20	0.04	0.00	0.00
N-3.60	B178	1462	VC0.5x1	103.3	B.2.4.5-3	7.10	4.20	0.04	0.00	0.00
N-3.60	B178	1462	VC0.5x1	103.3	B.2.4.5-3	6.30	4.00	0.04	0.00	0.00
N-3.60	B178	1462	VC0.5x1	129.2	B.2.4.5-3	6.40	4.00	0.04	0.00	0.00
N-3.60	B178	1462	VC0.5x1	155.0	B.2.4.5-3	6.60	4.00	0.04	0.00	0.00
N-3.60	B178	1462	VC0.5x1	155.0	B.2.4.5-3	5.80	4.00	0.04	0.00	0.00
N-3.60	B178	1462	VC0.5x1	180.8	B.2.4.5-3	6.00	4.00	0.04	0.00	0.00
N-3.60	B178	1462	VC0.5x1	206.7	B.2.4.5-3	6.40	4.00	0.05	0.00	0.00
N-3.60	B178	1462	VC0.5x1	206.7	B.2.4.5-3	5.80	3.90	0.04	0.00	0.00
N-3.60	B178	1462	VC0.5x1	207.5	B.2.4.5-3	5.80	3.90	0.04	0.00	0.00
N-3.60	B178	1462	VC0.5x1	207.5	B.2.4.5-3	5.40	3.90	0.04	0.00	0.00
N-3.60	B178	1462	VC0.5x1	232.9	B.2.4.5-3	5.50	3.90	0.04	0.00	0.00
N-3.60	B178	1462	VC0.5x1	258.3	B.2.4.5-3	5.60	3.90	0.04	0.00	0.00
N-3.60	B178	1462	VC0.5x1	258.3	B.2.4.5-3	4.90	4.00	0.04	0.00	0.00

wilfajar@hotmail.com

TABLE: Concrete Beam Summary - ACI 318-14

Story	Label	Unique Name	Design Section	Station	As Top Combo	As Top	As Bottom	At Shear	Al Torsion	At Torsion
				cm		cm²	cm²	cm²/cm	cm²	cm²/cm
N-3.60	B178	1462	VC0.5x1	284.2	B.2.4.5-3	5.10	4.00	0.04	0.00	0.00
N-3.60	B178	1462	VC0.5x1	310.0	B.2.4.5-3	5.30	4.00	0.04	0.00	0.00
N-3.60	B178	1462	VC0.5x1	310.0	B.2.4.5-3	4.70	4.00	0.05	0.00	0.00
N-3.60	B178	1462	VC0.5x1	327.5	B.2.4.5-3	5.00	4.00	0.05	0.00	0.00
N-3.60	B178	1462	VC0.5x1	327.5	B.2.4.5-3	4.60	4.00	0.04	0.00	0.00
N-3.60	B178	1462	VC0.5x1	361.7	B.2.4.5-3	4.40	4.00	0.04	0.00	0.00
N-3.60	B178	1462	VC0.5x1	361.7	B.2.4.5-3	4.00	4.00	0.03	0.00	0.00
N-3.60	B178	1462	VC0.5x1	387.5	B.2.4.5-3	4.00	4.00	0.03	0.00	0.00
N-3.60	B178	1462	VC0.5x1	413.3	B.2.4.5-3	4.00	4.00	0.04	0.00	0.00
N-3.60	B178	1462	VC0.5x1	413.3	B.2.4.5-3	4.00	4.00	0.04	0.00	0.00
N-3.60	B178	1462	VC0.5x1	447.5	B.2.4.5-3	4.00	4.00	0.04	0.00	0.00
N-3.60	B178	1462	VC0.5x1	447.5	B.2.4.5-3	4.00	4.00	0.05	0.00	0.00
N-3.60	B178	1462	VC0.5x1	465.0	B.2.4.5-3	4.00	4.00	0.05	0.00	0.00
N-3.60	B178	1462	VC0.5x1	465.0	B.2.4.5-3	4.00	4.00	0.04	0.00	0.00
N-3.60	B178	1462	VC0.5x1	490.8	B.2.4.5-3	4.00	4.00	0.04	0.00	0.00
N-3.60	B178	1462	VC0.5x1	516.7	B.2.4.5-3	4.00	4.00	0.04	0.00	0.00
N-3.60	B178	1462	VC0.5x1	516.7	B.2.4.5-3	4.10	4.10	0.04	0.00	0.00
N-3.60	B178	1462	VC0.5x1	542.1	B.2.4.5-3	4.10	4.10	0.04	0.00	0.00

CALLE 5B(36-10 OF. 803 CALI TEL: 3545232 CEL: 313-7304395 / 317-4391595, e-mail: wilfajar@hotmail.com

TABLE: Concrete Beam Summary - ACI 318-14

Story	Label	Unique Name	Design Section	Station	As Top Combo	As Top	As Bottom	At Shear	Al Torsion	At Torsion
				cm		cm^2	cm^2	cm^2/cm	cm^2	cm^2/cm
N-3.60	B178	1462	VC0.5x1	567.5	B.2.4.5-3	4.10	4.10	0.04	0.00	0.00
N-3.60	B178	1462	VC0.5x1	567.5	B.2.4.5-3	4.20	4.20	0.04	0.00	0.00
N-3.60	B178	1462	VC0.5x1	568.3	B.2.4.5-3	4.20	4.20	0.04	0.00	0.00
N-3.60	B178	1462	VC0.5x1	568.3	B.2.4.5-3	4.10	4.40	0.05	0.00	0.00
N-3.60	B178	1462	VC0.5x1	594.2	B.2.4.5-3	4.10	4.90	0.05	0.00	0.00
N-3.60	B178	1462	VC0.5x1	620.0	B.2.4.5-3	4.10	5.40	0.05	0.00	0.00
N-3.60	B178	1462	VC0.5x1	620.0	B.2.4.5-3	4.30	5.50	0.05	0.00	0.00
N-3.60	B178	1462	VC0.5x1	645.8	B.2.4.5-3	4.30	5.90	0.04	0.00	0.00
N-3.60	B178	1462	VC0.5x1	671.7	B.2.4.5-3	4.30	6.30	0.04	0.00	0.00
N-3.60	B178	1462	VC0.5x1	671.7	B.2.4.5-3	4.30	6.20	0.03	0.00	0.00
N-3.60	B178	1462	VC0.5x1	687.5	B.2.4.5-3	4.30	6.20	0.03	0.00	0.00
N-3.60	B178	1462	VC0.5x1	687.5	B.2.4.5-3	4.40	6.80	0.04	0.00	0.00
N-3.60	B178	1462	VC0.5x1	723.3	B.2.4.5-3	4.40	7.20	0.04	0.00	0.00
N-3.60	B178	1462	VC0.5x1	723.3	B.2.4.5-3	4.00	6.70	0.04	0.00	0.00
N-3.60	B178	1462	VC0.5x1	725.0	B.2.4.5-3	2.80	6.70	0.04	0.00	0.00
N-3.60	B230	1465	VC0.5x1	50.0	B.2.4.5-3	2.90	5.20	0.03	0.00	0.00
N-3.60	B230	1465	VC0.5x1	51.7	B.2.4.5-3	4.00	5.20	0.03	0.00	0.00
N-3.60	B230	1465	VC0.5x1	51.7	B.2.4.5-3	4.30	5.70	0.04	0.00	0.00

CALLE 50 36-10 OF. 803 CALI TEL: 5545232 CEL: 318-7504305 - 3174291593 e-mail: wilfajar@hotmail.com

TABLE: Concrete Beam Summary - ACI 318-14

Story	Label	Unique Name	Design Section	Station	As Top Combo	As Top	As Bottom	At Shear	Al Torsion	At Torsion
				cm		cm²	cm²	cm²/cm	cm²	cm²/cm
N-3.60	B230	1465	VC0.5x1	87.5	B.2.4.5-3	4.30	5.30	0.04	0.00	0.00
N-3.60	B230	1465	VC0.5x1	87.5	B.2.4.5-3	4.20	4.80	0.03	0.00	0.00
N-3.60	B230	1465	VC0.5x1	103.3	B.2.4.5-3	4.20	4.80	0.03	0.00	0.00
N-3.60	B230	1465	VC0.5x1	103.3	B.2.4.5-3	4.20	5.00	0.04	0.00	0.00
N-3.60	B230	1465	VC0.5x1	129.2	B.2.4.5-3	4.20	4.60	0.04	0.00	0.00
N-3.60	B230	1465	VC0.5x1	155.0	B.2.4.5-3	4.20	4.20	0.04	0.00	0.00
N-3.60	B230	1465	VC0.5x1	155.0	B.2.4.5-3	4.00	4.30	0.04	0.00	0.00
N-3.60	B230	1465	VC0.5x1	180.8	B.2.4.5-3	4.00	4.00	0.04	0.00	0.00
N-3.60	B230	1465	VC0.5x1	206.7	B.2.4.5-3	4.00	4.00	0.04	0.00	0.00
N-3.60	B230	1465	VC0.5x1	206.7	B.2.4.5-3	4.10	4.10	0.04	0.00	0.00
N-3.60	B230	1465	VC0.5x1	207.5	B.2.4.5-3	4.10	4.10	0.04	0.00	0.00
N-3.60	B230	1465	VC0.5x1	207.5	B.2.4.5-3	4.10	4.10	0.03	0.00	0.00
N-3.60	B230	1465	VC0.5x1	232.9	B.2.4.5-3	4.10	4.10	0.03	0.00	0.00
N-3.60	B230	1465	VC0.5x1	258.3	B.2.4.5-3	4.10	4.10	0.04	0.00	0.00
N-3.60	B230	1465	VC0.5x1	258.3	B.2.4.5-3	3.90	3.90	0.04	0.00	0.00
N-3.60	B230	1465	VC0.5x1	284.2	B.2.4.5-3	3.90	3.90	0.04	0.00	0.00
N-3.60	B230	1465	VC0.5x1	310.0	B.2.4.5-3	4.10	3.90	0.04	0.00	0.00
N-3.60	B230	1465	VC0.5x1	310.0	B.2.4.5-3	4.00	3.90	0.04	0.00	0.00

CALLE 5BI 36-10 OF. 503 CALI TEL: 3545222, CEL: 313-7504395 / 3174391593, e-mail: wilfajar@hotmail.com

TABLE: Concrete Beam Summary - ACI 318-14

Story	Label	Unique Name	Design Section	Station	As Top Combo	As Top	As Bottom	At Shear	Al Torsion	At Torsion
				cm		cm²	cm²	cm²/cm	cm²	cm²/cm
N-3.60	B230	1465	VC0.5x1	327.5	B.2.4.5-3	4.30	3.90	0.04	0.00	0.00
N-3.60	B230	1465	VC0.5x1	327.5	B.2.4.5-3	4.40	3.90	0.03	0.00	0.00
N-3.60	B230	1465	VC0.5x1	361.7	B.2.4.5-3	4.20	3.90	0.03	0.00	0.00
N-3.60	B230	1465	VC0.5x1	361.7	B.2.4.5-3	4.40	3.90	0.03	0.00	0.00
N-3.60	B230	1465	VC0.5x1	387.5	B.2.4.5-3	4.50	3.90	0.03	0.00	0.00
N-3.60	B230	1465	VC0.5x1	413.3	B.2.4.5-3	4.60	3.90	0.03	0.00	0.00
N-3.60	B230	1465	VC0.5x1	413.3	B.2.4.5-3	4.70	3.80	0.03	0.00	0.00
N-3.60	B230	1465	VC0.5x1	447.5	B.2.4.5-3	5.10	3.80	0.04	0.00	0.00
N-3.60	B230	1465	VC0.5x1	447.5	B.2.4.5-3	5.30	3.80	0.04	0.00	0.00
N-3.60	B230	1465	VC0.5x1	465.0	B.2.4.5-3	5.00	3.80	0.04	0.00	0.00
N-3.60	B230	1465	VC0.5x1	465.0	B.2.4.5-3	5.50	3.80	0.04	0.00	0.00
N-3.60	B230	1465	VC0.5x1	490.8	B.2.4.5-3	5.30	3.80	0.04	0.00	0.00
N-3.60	B230	1465	VC0.5x1	516.7	B.2.4.5-3	5.10	3.80	0.03	0.00	0.00
N-3.60	B230	1465	VC0.5x1	516.7	B.2.4.5-3	5.60	3.70	0.03	0.00	0.00
N-3.60	B230	1465	VC0.5x1	542.1	B.2.4.5-3	5.50	3.70	0.03	0.00	0.00
N-3.60	B230	1465	VC0.5x1	567.5	B.2.4.5-3	5.50	3.70	0.03	0.00	0.00
N-3.60	B230	1465	VC0.5x1	567.5	B.2.4.5-3	5.80	3.70	0.04	0.00	0.00
N-3.60	B230	1465	VC0.5x1	568.3	B.2.4.5-3	5.80	3.70	0.04	0.00	0.00

wilfajar@hotmail.com

TABLE: Concrete Beam Summary - ACI 318-14

Story	Label	Unique Name	Design Section	Station	As Top Combo	As Top	As Bottom	At Shear	Al Torsion	At Torsion
				cm		cm²	cm²	cm²/cm	cm²	cm²/cm
N-3.60	B230	1465	VC0.5x1	568.3	B.2.4.5-3	6.30	3.80	0.04	0.00	0.00
N-3.60	B230	1465	VC0.5x1	594.2	B.2.4.5-3	5.90	3.80	0.04	0.00	0.00
N-3.60	B230	1465	VC0.5x1	620.0	B.2.4.5-3	5.50	3.80	0.04	0.00	0.00
N-3.60	B230	1465	VC0.5x1	620.0	B.2.4.5-3	6.30	3.80	0.04	0.00	0.00
N-3.60	B230	1465	VC0.5x1	645.8	B.2.4.5-3	6.00	3.80	0.04	0.00	0.00
N-3.60	B230	1465	VC0.5x1	671.7	B.2.4.5-3	5.70	3.80	0.04	0.00	0.00
N-3.60	B230	1465	VC0.5x1	671.7	B.2.4.5-3	6.60	3.90	0.03	0.00	0.00
N-3.60	B230	1465	VC0.5x1	687.5	B.2.4.5-3	6.70	3.90	0.03	0.00	0.00
N-3.60	B230	1465	VC0.5x1	687.5	B.2.4.5-3	7.00	4.20	0.04	0.00	0.00
N-3.60	B230	1465	VC0.5x1	723.3	B.2.4.5-3	6.60	4.20	0.03	0.00	0.00
N-3.60	B230	1465	VC0.5x1	723.3	B.2.4.5-3	6.20	3.10	0.03	0.00	0.00
N-3.60	B230	1465	VC0.5x1	725.0	B.2.4.5-3	6.20	4.20	0.03	0.00	0.00
N-3.60	B232	563	VC0.5x1	50.0	B.2.4.5-3	3.60	22.10	0.25	0.00	0.00
N-3.60	B232	563	VC0.5x1	50.6	B.2.4.5-3	10.00	21.90	0.25	0.00	0.00
N-3.60	B232	563	VC0.5x1	50.6	B.2.4.5-3	11.40	22.60	0.18	0.00	0.00
N-3.60	B232	563	VC0.5x1	76.0	B.2.4.5-3	11.40	17.70	0.18	0.00	0.00
N-3.60	B232	563	VC0.5x1	101.3	B.2.4.5-3	11.40	15.40	0.18	0.00	0.00
N-3.60	B232	563	VC0.5x1	101.3	B.2.4.5-3	11.10	15.40	0.07	0.00	0.00

TABLE: Concrete Beam Summary - ACI 318-14

Story	Label	Unique Name	Design Section	Station	As Top Combo	As Top	As Bottom	At Shear	Al Torsion	At Torsion
				cm		cm²	cm²	cm²/cm	cm²	cm²/cm
N-3.60	B232	563	VC0.5x1	114.5	B.2.4.5-3	11.10	14.30	0.07	0.00	0.00
N-3.60	B232	563	VC0.5x1	114.5	B.2.4.5-3	10.80	13.20	0.06	0.00	0.00
N-3.60	B232	563	VC0.5x1	151.9	B.2.4.5-3	10.80	10.80	0.06	0.00	0.00
N-3.60	B232	563	VC0.5x1	151.9	B.2.4.5-3	10.50	10.50	0.04	0.00	0.00
N-3.60	B232	563	VC0.5x1	177.3	B.2.4.5-3	10.50	10.50	0.04	0.00	0.00
N-3.60	B232	563	VC0.5x1	202.6	B.2.4.5-3	10.50	10.50	0.04	0.00	0.00
N-3.60	B232	563	VC0.5x1	202.6	B.2.4.5-3	10.20	10.20	0.04	0.00	0.00
N-3.60	B232	563	VC0.5x1	234.5	B.2.4.5-3	10.60	10.20	0.04	0.00	0.00
N-3.60	B232	563	VC0.5x1	234.5	B.2.4.5-3	10.40	9.90	0.04	0.00	0.00
N-3.60	B232	563	VC0.5x1	253.2	B.2.4.5-3	10.80	9.90	0.04	0.00	0.00
N-3.60	B232	563	VC0.5x1	253.2	B.2.4.5-3	10.70	9.70	0.04	0.00	0.00
N-3.60	B232	563	VC0.5x1	278.5	B.2.4.5-3	11.40	9.70	0.04	0.00	0.00
N-3.60	B232	563	VC0.5x1	303.9	B.2.4.5-3	12.30	9.70	0.04	0.00	0.00
N-3.60	B232	563	VC0.5x1	303.9	B.2.4.5-3	12.10	9.40	0.06	0.00	0.00
N-3.60	B232	563	VC0.5x1	329.2	B.2.4.5-3	12.60	9.40	0.06	0.00	0.00
N-3.60	B232	563	VC0.5x1	354.5	B.2.4.5-3	13.20	9.40	0.04	0.00	0.00
N-3.60	B232	563	VC0.5x1	354.5	B.2.4.5-3	12.70	9.00	0.04	0.00	0.00
N-3.60	B232	563	VC0.5x1	379.8	B.2.4.5-3	12.50	9.00	0.04	0.00	0.00

CALLE 38E 36-30 OF. 803 CALI TEL: 5545232, CEL: 313-7504395 - 317 3921593 e-mail: wilfajar@hotmail.com

TABLE: Concrete Beam Summary - ACI 318-14

Story	Label	Unique Name	Design Section	Station	As Top Combo	As Top	As Bottom	At Shear	Al Torsion	At Torsion
				cm		cm²	cm²	cm²/cm	cm²	cm²/cm
N-3.60	B232	563	VC0.5x1	405.1	B.2.4.5-3	12.40	9.00	0.04	0.00	0.00
N-3.60	B232	563	VC0.5x1	405.1	B.2.4.5-3	12.10	8.70	0.07	0.00	0.00
N-3.60	B232	563	VC0.5x1	449.0	B.2.4.7-4	11.60	14.50	0.07	0.00	0.00
N-3.60	B232	563	VC0.5x1	449.0	B.2.4.5-3	10.50	10.50	0.04	0.00	0.00
N-3.60	B232	563	VC0.5x1	455.8	B.2.4.5-3	10.50	10.50	0.04	0.00	0.00
N-3.60	B232	563	VC0.5x1	455.8	B.2.4.5-3	10.50	10.50	0.04	0.00	0.00
N-3.60	B232	563	VC0.5x1	474.5	B.2.4.5-3	10.50	10.50	0.04	0.00	0.00
N-3.60	B232	563	VC0.5x1	474.5	B.2.4.5-3	10.50	10.50	0.04	0.00	0.00
N-3.60	B232	563	VC0.5x1	506.4	B.2.4.5-3	10.50	10.50	0.04	0.00	0.00
N-3.60	B232	563	VC0.5x1	506.4	B.2.4.5-3	10.40	10.40	0.04	0.00	0.00
N-3.60	B232	563	VC0.5x1	531.8	B.2.4.5-3	10.40	10.40	0.04	0.00	0.00
N-3.60	B232	563	VC0.5x1	557.1	B.2.4.5-3	10.40	10.40	0.04	0.00	0.00
N-3.60	B232	563	VC0.5x1	557.1	B.2.4.5-3	10.40	10.40	0.04	0.00	0.00
N-3.60	B232	563	VC0.5x1	594.5	B.2.4.5-3	10.40	10.40	0.04	0.00	0.00
N-3.60	B232	563	VC0.5x1	594.5	B.2.4.5-3	10.50	10.50	0.04	0.00	0.00
N-3.60	B232	563	VC0.5x1	607.7	B.2.4.5-3	10.50	10.50	0.04	0.00	0.00
N-3.60	B232	563	VC0.5x1	607.7	B.2.4.5-3	10.80	10.80	0.04	0.00	0.00
N-3.60	B232	563	VC0.5x1	633.0	B.2.4.5-3	10.80	10.80	0.04	0.00	0.00

CALLE 58I 36-10 OF. 303 CALI TEL: 3545232 CEL: 313-7501395 / 3174391593, e-mail: wilfajar@hotmail.com

TABLE: Concrete Beam Summary - ACI 318-14

Story	Label	Unique Name	Design Section	Station	As Top Combo	As Top	As Bottom	At Shear	Al Torsion	At Torsion
				cm		cm^2	cm^2	cm^2/cm	cm^2	cm^2/cm
N-3.60	B232	563	VC0.5x1	658.4	B.2.4.5-3	10.80	10.80	0.04	0.00	0.00
N-3.60	B232	563	VC0.5x1	658.4	B.2.4.5-3	9.50	9.50	0.04	0.00	0.00
N-3.60	B232	563	VC0.5x1	659.0	B.2.4.5-3	3.10	7.40	0.04	0.00	0.00
N-3.60	B235	401	VC0.5x1	0.0	B.2.4.5-3	7.60	4.80	0.12	0.00	0.00
N-3.60	B235	401	VC0.5x1	26.2	B.2.4.5-3	7.50	4.10	0.11	0.00	0.00
N-3.60	B235	401	VC0.5x1	52.3	B.2.4.5-3	7.40	4.10	0.11	0.00	0.00
N-3.60	B235	401	VC0.5x1	52.3	B.2.4.5-3	5.30	4.20	0.11	0.00	0.00
N-3.60	B235	401	VC0.5x1	97.0	B.2.4.5-8	5.20	4.20	0.11	0.00	0.00
N-3.60	B235	401	VC0.5x1	97.0	B.2.4.5-8	4.30	4.20	0.12	0.00	0.00
N-3.60	B235	401	VC0.5x1	104.7	B.2.4.5-3	4.20	4.20	0.12	0.00	0.00
N-3.60	B235	401	VC0.5x1	104.7	B.2.4.5-3	4.20	4.20	0.12	0.00	0.00
N-3.60	B235	401	VC0.5x1	130.8	B.2.4.5-3	4.20	4.20	0.12	0.00	0.00
N-3.60	B235	401	VC0.5x1	157.0	B.2.4.5-3	4.20	4.20	0.12	0.00	0.00
N-3.60	B235	401	VC0.5x1	157.0	B.2.4.5-3	4.40	5.00	0.12	0.00	0.00
N-3.60	B235	401	VC0.5x1	183.2	B.2.4.5-3	4.40	5.20	0.12	0.00	0.00
N-3.60	B235	401	VC0.5x1	209.3	B.2.4.5-3	4.40	5.40	0.12	0.00	0.00
N-3.60	B235	401	VC0.5x1	209.3	B.2.4.5-3	4.40	6.80	0.12	0.00	0.00
N-3.60	B235	401	VC0.5x1	217.0	B.2.4.5-3	4.40	6.80	0.12	0.00	0.00

wilfajar@hotmail.com

TABLE: Concrete Beam Summary - ACI 318-14

Story	Label	Unique Name	Design Section	Station	As Top Combo	As Top	As Bottom	At Shear	Al Torsion	At Torsion
				cm		cm²	cm²	cm²/cm	cm²	cm²/cm
N-3.60	B235	401	VC0.5x1	217.0	B.2.4.5-3	4.50	8.40	0.12	0.00	0.00
N-3.60	B235	401	VC0.5x1	261.7	B.2.4.5-3	4.50	9.10	0.12	0.00	0.00
N-3.60	B235	401	VC0.5x1	261.7	B.2.4.5-3	4.10	10.50	0.12	0.00	0.00
N-3.60	B235	401	VC0.5x1	264.0	B.2.4.5-3	1.80	10.60	0.12	0.00	0.00
N-3.60	B237	591	VC0.5x1	50.0	B.2.4.7-4	3.00	3.20	0.05	0.00	0.00
N-3.60	B237	591	VC0.5x1	50.3	B.2.4.5-3	3.30	3.30	0.05	0.00	0.00
N-3.60	B237	591	VC0.5x1	50.3	B.2.4.5-3	3.80	3.80	0.05	0.00	0.00
N-3.60	B237	591	VC0.5x1	75.5	B.2.4.5-3	3.80	3.80	0.05	0.00	0.00
N-3.60	B237	591	VC0.5x1	100.7	B.2.4.5-3	3.80	3.80	0.05	0.00	0.00
N-3.60	B237	591	VC0.5x1	100.7	B.2.4.5-3	3.70	3.70	0.06	0.00	0.00
N-3.60	B237	591	VC0.5x1	106.5	B.2.4.5-3	3.70	3.70	0.06	0.00	0.00
N-3.60	B237	591	VC0.5x1	106.5	B.2.4.5-3	3.70	3.70	0.05	0.00	0.00
N-3.60	B237	591	VC0.5x1	151.0	B.2.4.5-3	3.70	3.70	0.05	0.00	0.00
N-3.60	B237	591	VC0.5x1	151.0	B.2.4.5-3	3.90	3.60	0.05	0.00	0.00
N-3.60	B237	591	VC0.5x1	176.2	B.2.4.5-3	4.10	3.60	0.05	0.00	0.00
N-3.60	B237	591	VC0.5x1	201.3	B.2.4.5-3	4.30	3.60	0.05	0.00	0.00
N-3.60	B237	591	VC0.5x1	201.3	B.2.4.5-3	4.50	3.50	0.06	0.00	0.00
N-3.60	B237	591	VC0.5x1	226.5	B.2.4.5-3	5.00	3.50	0.06	0.00	0.00

TABLE: Concrete Beam Summary - ACI 318-14

Story	Label	Unique Name	Design Section	Station	As Top Combo	As Top	As Bottom	At Shear	Al Torsion	At Torsion
				cm		cm²	cm²	cm²/cm	cm²	cm²/cm
N-3.60	B237	591	VC0.5x1	226.5	B.2.4.5-3	5.30	3.50	0.06	0.00	0.00
N-3.60	B237	591	VC0.5x1	251.7	B.2.4.5-3	5.00	3.50	0.06	0.00	0.00
N-3.60	B237	591	VC0.5x1	251.7	B.2.4.5-3	5.60	3.50	0.05	0.00	0.00
N-3.60	B237	591	VC0.5x1	276.8	B.2.4.5-3	5.40	3.50	0.05	0.00	0.00
N-3.60	B237	591	VC0.5x1	302.0	B.2.4.5-3	5.30	3.50	0.05	0.00	0.00
N-3.60	B237	591	VC0.5x1	302.0	B.2.4.5-3	5.90	3.40	0.05	0.00	0.00
N-3.60	B237	591	VC0.5x1	334.9	B.2.4.5-3	5.60	3.40	0.05	0.00	0.00
N-3.60	B237	591	VC0.5x1	334.9	B.2.4.5-3	6.20	3.50	0.05	0.00	0.00
N-3.60	B237	591	VC0.5x1	339.8	B.2.4.5-3	6.20	3.50	0.05	0.00	0.00
N-3.60	B237	591	VC0.5x1	339.8	B.2.4.5-3	6.60	3.60	0.05	0.00	0.00
N-3.60	B237	591	VC0.5x1	346.5	B.2.4.5-3	6.60	3.60	0.05	0.00	0.00
N-3.60	B237	591	VC0.5x1	346.5	B.2.4.5-3	6.60	3.60	0.05	0.00	0.00
N-3.60	B237	591	VC0.5x1	352.3	B.2.4.5-3	6.60	3.60	0.05	0.00	0.00
N-3.60	B237	591	VC0.5x1	352.3	B.2.4.5-3	6.80	3.60	0.05	0.00	0.00
N-3.60	B237	591	VC0.5x1	362.4	B.2.4.5-3	6.70	3.60	0.05	0.00	0.00
N-3.60	B237	591	VC0.5x1	362.4	B.2.4.5-3	7.30	3.80	0.05	0.00	0.00
N-3.60	B237	591	VC0.5x1	402.7	B.2.4.5-3	7.40	3.80	0.05	0.00	0.00
N-3.60	B237	591	VC0.5x1	402.7	B.2.4.5-3	7.00	3.00	0.05	0.00	0.00

OFFICE 301 86-20 OR 803 CALL TEL: 5545232, CELL: 313-7504395 - 3174291395 e-mail: wlfajar@hotmail.com

TABLE: Concrete Beam Summary - ACI 318-14

Story	Label	Unique Name	Design Section	Station	As Top Combo	As Top	As Bottom	At Shear	Al Torsion	At Torsion
				cm		cm²	cm²	cm²/cm	cm²	cm²/cm
N-3.60	B237	591	VC0.5x1	403.0	B.2.4.5-3	7.00	4.30	0.05	0.00	0.00
N-3.60	B238	666	VC0.5x1	49.1	B.2.4.7-B	2.90	4.00	0.05	0.00	0.00
N-3.60	B238	666	VC0.5x1	98.2	B.2.4.7-B	3.80	3.80	0.05	0.00	0.00
N-3.60	B238	666	VC0.5x1	98.2	B.2.4.7-8	3.70	3.70	0.05	0.00	0.00
N-3.60	B238	666	VC0.5x1	147.3	B.2.4.7-B	3.70	3.70	0.05	0.00	0.00
N-3.60	B23B	666	VC0.5x1	147.3	B.2.4.7-B	3.60	3.60	0.05	0.00	0.00
N-3.60	B238	666	VC0.5x1	196.4	B.2.4.7-8	3.60	3.60	0.05	0.00	0.00
N-3.60	B23B	666	VC0.5x1	196.4	B.2.4.7-B	3.60	3.60	0.05	0.00	0.00
N-3.60	B238	666	VC0.5x1	206.3	B.2.4.7-8	3.60	3.60	0.05	0.00	0.00
N-3.60	B23B	666	VC0.5x1	206.3	B.2.4.7-B	3.70	3.70	0.07	0.00	0.00
N-3.60	B23B	666	VC0.5x1	240.0	B.2.4.5-8	4.70	3.70	0.07	0.00	0.00
N-3.60	B238	666	VC0.5x1	240.0	B.2.4.5-B	4.80	3.60	0.05	0.00	0.00
N-3.60	B23B	666	VC0.5x1	245.5	B.2.4.5-8	4.80	3.60	0.05	0.00	0.00
N-3.60	B23B	666	VC0.5x1	245.5	B.2.4.5-B	5.40	3.70	0.05	0.00	0.00
N-3.60	B238	666	VC0.5x1	294.5	B.2.4.5-8	5.10	3.70	0.05	0.00	0.00
N-3.60	B238	666	VC0.5x1	294.5	B.2.4.5-B	6.00	3.60	0.05	0.00	0.00
N-3.60	B238	666	VC0.5x1	343.6	B.2.4.5-8	5.90	3.60	0.05	0.00	0.00
N-3.60	B238	666	VC0.5x1	343.6	B.2.4.5-8	6.80	3.60	0.05	0.00	0.00

CALLE 5BI 36-10 OF. 803 CALI TEL: 5545232 CEL: 313-7504395 / 3174391593, e-mail: wilfajar@hotmail.com

TABLE: Concrete Beam Summary - ACI 318-14

Story	Label	Unique Name	Design Section	Station	As Top Combo	As Top	As Bottom	At Shear	Al Torsion	At Torsion
				cm		cm²	cm²	cm²/cm	cm²	cm²/cm
N-3.60	B238	666	VC0.5x1	392.7	B.2.4.5-8	6.70	3.60	0.05	0.00	0.00
N-3.60	B238	666	VC0.5x1	392.7	B.2.4.5-8	7.60	3.60	0.05	0.00	0.00
N-3.60	B238	666	VC0.5x1	441.8	B.2.4.5-8	7.50	3.60	0.05	0.00	0.00
N-3.60	B238	666	VC0.5x1	441.8	B.2.4.5-8	8.50	3.70	0.05	0.00	0.00
N-3.60	B238	666	VC0.5x1	490.9	B.2.4.5-8	8.40	5.10	0.05	0.00	0.00
N-3.60	B240	1183	VC0.5x1	49.1	B.2.4.5-8	2.10	22.60	0.26	0.00	0.00
N-3.60	B240	1183	VC0.5x1	98.2	B.2.4.5-8	9.00	13.80	0.26	0.00	0.00
N-3.60	B240	1183	VC0.5x1	98.2	B.2.4.5-8	9.30	13.10	0.19	0.00	0.00
N-3.60	B240	1183	VC0.5x1	147.3	B.2.4.5-8	9.30	9.30	0.19	0.00	0.00
N-3.60	B240	1183	VC0.5x1	147.3	B.2.4.5-8	9.50	9.50	0.14	0.00	0.00
N-3.60	B240	1183	VC0.5x1	196.4	B.2.4.5-8	13.10	9.50	0.15	0.00	0.00
N-3.60	B240	1183	VC0.5x1	196.4	B.2.4.5-8	13.90	9.70	0.11	0.00	0.00
N-3.60	B240	1183	VC0.5x1	240.0	B.2.4.5-3	15.40	9.70	0.11	0.00	0.00
N-3.60	B240	1183	VC0.5x1	240.0	B.2.4.5-3	15.40	9.80	0.03	0.00	0.00
N-3.60	B240	1183	VC0.5x1	245.5	B.2.4.5-3	15.40	9.80	0.03	0.00	0.00
N-3.60	B240	1183	VC0.5x1	245.5	B.2.4.5-3	15.40	9.90	0.03	0.00	0.00
N-3.60	B240	1183	VC0.5x1	294.5	B.2.4.5-3	15.40	9.90	0.03	0.00	0.00
N-3.60	B240	1183	VC0.5x1	294.5	B.2.4.5-3	15.40	10.10	0.04	0.00	0.00

wilfaiar@hotmail.com

TABLE: Concrete Beam Summary - ACI 318-14

Story	Label	Unique Name	Design Section	Station	As Top Combo	As Top	As Bottom	At Shear	Al Torsion	At Torsion
				cm		cm²	cm²	cm²/cm	cm²	cm²/cm
N-3.60	B240	1183	VC0.5x1	343.6	B.2.4.5-3	15.40	10.10	0.04	0.00	0.00
N-3.60	B240	1183	VC0.5x1	343.6	B.2.4.5-3	15.40	10.20	0.06	0.00	0.00
N-3.60	B240	1183	VC0.5x1	392.7	B.2.4.5-8	15.40	10.20	0.06	0.00	0.00
N-3.60	B240	1183	VC0.5x1	392.7	B.2.4.5-8	15.40	10.30	0.07	0.00	0.00
N-3.60	B240	1183	VC0.5x1	441.8	B.2.4.5-8	14.40	10.30	0.07	0.00	0.00
N-3.60	B240	1183	VC0.5x1	441.8	B.2.4.5-8	14.20	10.40	0.09	0.00	0.00
N-3.60	B240	1183	VC0.5x1	490.9	B.2.4.5-8	10.20	6.90	0.09	0.00	0.00
N-3.60	B257	1214	VC0.5x1	49.1	B.2.4.5-8	1.90	21.00	0.23	0.00	0.00
N-3.60	B257	1214	VC0.5x1	98.2	B.2.4.5-8	8.30	12.80	0.24	0.00	0.00
N-3.60	B257	1214	VC0.5x1	98.2	B.2.4.5-8	8.40	11.90	0.17	0.00	0.00
N-3.60	B257	1214	VC0.5x1	147.3	B.2.4.5-8	8.40	8.40	0.17	0.00	0.00
N-3.60	B257	1214	VC0.5x1	147.3	B.2.4.5-8	8.50	8.50	0.13	0.00	0.00
N-3.60	B257	1214	VC0.5x1	196.4	B.2.4.5-8	12.20	8.50	0.13	0.00	0.00
N-3.60	B257	1214	VC0.5x1	196.4	B.2.4.5-8	12.90	8.70	0.10	0.00	0.00
N-3.60	B257	1214	VC0.5x1	240.0	B.2.4.5-3	15.40	8.70	0.10	0.00	0.00
N-3.60	B257	1214	VC0.5x1	240.0	B.2.4.5-3	15.40	8.80	0.02	0.00	0.00
N-3.60	B257	1214	VC0.5x1	245.5	B.2.4.5-3	15.40	8.80	0.02	0.00	0.00
N-3.60	B257	1214	VC0.5x1	245.5	B.2.4.5-3	15.40	8.80	0.02	0.00	0.00

CALLE 5BI 36-10 OF. 803 CALI TEL: 5545232 CEL: 313-7504395 - 3174391593. e-mail: wilfajar@hotmail.com

TABLE: Concrete Beam Summary - ACI 318-14

Story	Label	Unique Name	Design Section	Station	As Top Combo	As Top	As Bottom	At Shear	Al Torsion	At Torsion
				cm		cm^2	cm^2	cm^2/cm	cm^2	cm^2/cm
N-3.60	B257	1214	VC0.5x1	294.5	B.2.4.5-3	15.40	8.80	0.02	0.00	0.00
N-3.60	B257	1214	VC0.5x1	294.5	B.2.4.5-3	15.40	8.90	0.04	0.00	0.00
N-3.60	B257	1214	VC0.5x1	343.6	B.2.4.5-3	15.40	8.90	0.04	0.00	0.00
N-3.60	B257	1214	VC0.5x1	343.6	B.2.4.5-3	15.40	9.00	0.05	0.00	0.00
N-3.60	B257	1214	VC0.5x1	392.7	B.2.4.5-8	15.40	9.00	0.05	0.00	0.00
N-3.60	B257	1214	VC0.5x1	392.7	B.2.4.5-8	15.40	9.10	0.07	0.00	0.00
N-3.60	B257	1214	VC0.5x1	441.8	B.2.4.5-8	13.70	9.10	0.07	0.00	0.00
N-3.60	B257	1214	VC0.5x1	441.8	B.2.4.5-8	13.50	9.20	0.09	0.00	0.00
N-3.60	B257	1214	VC0.5x1	490.9	B.2.4.5-8	9.70	6.30	0.09	0.00	0.00
N-3.60	B258	884	VC0.5x1	0.0	B.2.4.7-8	1.60	2.20	0.03	0.00	0.00
N-3.60	B258	884	VC0.5x1	49.1	B.2.4.7-8	2.90	2.90	0.03	0.00	0.00
N-3.60	B258	884	VC0.5x1	49.1	B.2.4.7-8	2.80	2.80	0.03	0.00	0.00
N-3.60	B258	884	VC0.5x1	98.2	B.2.4.7-8	2.80	2.80	0.03	0.00	0.00
N-3.60	B258	884	VC0.5x1	98.2	B.2.4.7-8	2.80	2.80	0.03	0.00	0.00
N-3.60	B258	884	VC0.5x1	147.3	B.2.4.7-8	2.80	2.80	0.03	0.00	0.00
N-3.60	B258	884	VC0.5x1	147.3	B.2.4.7-8	2.70	2.70	0.03	0.00	0.00
N-3.60	B258	884	VC0.5x1	196.4	B.2.4.7-8	3.00	2.70	0.04	0.00	0.00
N-3.60	B258	884	VC0.5x1	196.4	B.2.4.7-8	3.00	2.60	0.04	0.00	0.00

CALLE 36 36-10 OF. 803 CALI TEL: 5548232, CEL. 318-7594395 / 3174391593. e-mail: wilfajar@hotmail.com

TABLE: Concrete Beam Summary - ACI 318-14

Story	Label	Unique Name	Design Section	Station	As Top Combo	As Top	As Bottom	At Shear	Al Torsion	At Torsion
				cm		cm²	cm²	cm²/cm	cm²	cm²/cm
N-3.60	B258	884	VC0.5x1	240.0	B.2.4.7-8	3.60	2.60	0.04	0.00	0.00
N-3.60	B258	884	VC0.5x1	240.0	B.2.4.5-8	3.80	2.60	0.03	0.00	0.00
N-3.60	B258	884	VC0.5x1	245.5	B.2.4.5-8	3.80	2.60	0.03	0.00	0.00
N-3.60	B258	884	VC0.5x1	245.5	B.2.4.5-8	4.20	2.70	0.03	0.00	0.00
N-3.60	B258	884	VC0.5x1	294.5	B.2.4.5-8	4.00	2.70	0.03	0.00	0.00
N-3.60	B258	884	VC0.5x1	294.5	B.2.4.5-8	4.60	2.50	0.03	0.00	0.00
N-3.60	B258	884	VC0.5x1	343.6	B.2.4.5-8	4.60	2.50	0.03	0.00	0.00
N-3.60	B258	884	VC0.5x1	343.6	B.2.4.5-8	5.20	2.50	0.03	0.00	0.00
N-3.60	B258	884	VC0.5x1	392.7	B.2.4.5-8	5.10	2.50	0.03	0.00	0.00
N-3.60	B258	884	VC0.5x1	392.7	B.2.4.5-8	5.70	2.40	0.03	0.00	0.00
N-3.60	B258	884	VC0.5x1	441.8	B.2.4.5-8	5.60	2.40	0.03	0.00	0.00
N-3.60	B258	884	VC0.5x1	441.8	B.2.4.5-8	6.20	2.30	0.03	0.00	0.00
N-3.60	B258	884	VC0.5x1	490.9	B.2.4.5-8	6.10	2.30	0.03	0.00	0.00
N-3.60	B258	884	VC0.5x1	490.9	B.2.4.5-8	6.80	2.30	0.03	0.00	0.00
N-3.60	B258	884	VC0.5x1	540.0	B.2.4.5-8	6.90	3.70	0.03	0.00	0.00
N-3.60	B60	676	VC0.5x1	0.0	B.2.4.7-4	1.20	1.70	0.00	0.00	0.00
N-3.60	B60	676	VC0.5x1	49.7	B.2.4.5-3	2.50	1.50	0.00	0.00	0.00
N-3.60	B60	676	VC0.5x1	49.7	B.2.4.7-4	1.90	1.60	0.00	0.00	0.00

TABLE: Concrete Beam Summary - ACI 318-14

Story	Label	Unique Name	Design Section	Station	As Top Combo	As Top	As Bottom	At Shear	Al Torsion	At Torsion
				cm		cm^2	cm^2	cm^2/cm	cm^2	cm^2/cm
N-3.60	B60	676	VC0.5x1	99.3	B.2.4.5-3	3.10	1.60	0.00	0.00	0.00
N-3.60	B60	676	VC0.5x1	99.3	B.2.4.7-4	2.30	1.60	0.00	0.00	0.00
N-3.60	B60	676	VC0.5x1	149.0	B.2.4.5-3	3.00	1.60	0.00	0.00	0.00
N-3.60	B60	676	VC0.5x1	149.0	B.2.4.7-4	2.50	1.60	0.00	0.00	0.00
N-3.60	B60	676	VC0.5x1	198.7	B.2.4.5-3	2.90	1.60	0.00	0.00	0.00
N-3.60	B60	676	VC0.5x1	198.7	B.2.4.7-4	2.60	1.60	0.00	0.00	0.00
N-3.60	B60	676	VC0.5x1	223.5	B.2.4.5-3	2.80	1.60	0.00	0.00	0.00
N-3.60	B60	676	VC0.5x1	223.5	B.2.4.7-4	2.70	1.60	0.00	0.00	0.00
N-3.60	B60	676	VC0.5x1	248.3	B.2.4.7-4	2.50	1.80	0.00	0.00	0.00
N-3.60	B60	676	VC0.5x1	248.3	B.2.4.7-4	2.70	1.70	0.00	0.00	0.00
N-3.60	B60	676	VC0.5x1	298.0	B.2.4.7-4	2.50	2.10	0.00	0.00	0.00
N-3.60	B60	676	VC0.5x1	298.0	B.2.4.7-4	2.70	2.00	0.00	0.00	0.00
N-3.60	B60	676	VC0.5x1	347.7	B.2.4.7-4	2.50	2.30	0.00	0.00	0.00
N-3.60	B60	676	VC0.5x1	347.7	B.2.4.7-4	2.80	2.20	0.00	0.00	0.00
N-3.60	B60	676	VC0.5x1	397.3	B.2.4.7-4	2.60	2.40	0.00	0.00	0.00
N-3.60	B61	689	VC0.5x1	50.0	B.2.4.7-4	2.30	1.70	0.00	0.00	0.00
N-3.60	B61	689	VC0.5x1	51.5	B.2.4.7-4	2.30	1.70	0.00	0.00	0.00
N-3.60	B61	689	VC0.5x1	51.5	B.2.4.7-4	2.40	2.30	0.00	0.00	0.00

wilfajar@hotmail.com

TABLE: Concrete Beam Summary - ACI 318-14

Story	Label	Unique Name	Design Section	Station	As Top Combo	As Top	As Bottom	At Shear	Al Torsion	At Torsion
				cm		cm²	cm²	cm²/cm	cm²	cm²/cm
N-3.60	B61	689	VC0.5x1	77.3	B.2.4.7-4	2.40	2.20	0.00	0.00	0.00
N-3.60	B61	689	VC0.5x1	103.0	B.2.4.7-4	2.50	2.00	0.00	0.00	0.00
N-3.60	B61	689	VC0.5x1	103.0	B.2.4.7-4	2.20	2.20	0.00	0.00	0.00
N-3.60	B61	689	VC0.5x1	128.8	B.2.4.7-4	2.30	2.00	0.00	0.00	0.00
N-3.60	B61	689	VC0.5x1	154.5	B.2.4.7-4	2.50	1.70	0.00	0.00	0.00
N-3.60	B61	689	VC0.5x1	154.5	B.2.4.7-4	2.10	2.10	0.00	0.00	0.00
N-3.60	B61	689	VC0.5x1	180.3	B.2.4.7-4	2.30	1.80	0.00	0.00	0.00
N-3.60	B61	689	VC0.5x1	206.0	B.2.4.7-4	2.50	1.60	0.00	0.00	0.00
N-3.60	B61	689	VC0.5x1	206.0	B.2.4.7-4	2.00	1.90	0.00	0.00	0.00
N-3.60	B61	689	VC0.5x1	231.8	B.2.4.7-4	2.30	1.60	0.00	0.00	0.00
N-3.60	B61	689	VC0.5x1	257.5	B.2.4.7-4	2.60	1.60	0.00	0.00	0.00
N-3.60	B61	689	VC0.5x1	257.5	B.2.4.7-4	2.10	1.50	0.00	0.00	0.00
N-3.60	B61	689	VC0.5x1	283.3	B.2.4.7-4	2.40	1.50	0.00	0.00	0.00
N-3.60	B61	689	VC0.5x1	309.0	B.2.4.5-3	2.80	1.50	0.00	0.00	0.00
N-3.60	B61	689	VC0.5x1	309.0	B.2.4.5-3	3.30	1.60	0.00	0.00	0.00
N-3.60	B61	689	VC0.5x1	334.7	B.2.4.5-3	2.60	1.60	0.00	0.00	0.00
N-3.60	B61	689	VC0.5x1	360.5	B.2.4.7-4	2.20	1.60	0.00	0.00	0.00
N-3.60	B61	689	VC0.5x1	360.5	B.2.4.5-3	3.00	1.60	0.00	0.00	0.00

CALLE 581 36-30 OF. 303 CALI TEL: 3543232, CEL: 313-7504393 - 317-4391593, e-mail: wilfajar@hotmail.com

TABLE: Concrete Beam Summary - ACI 318-14

Story	Label	Unique Name	Design Section	Station	As Top Combo	As Top	As Bottom	At Shear	Al Torsion	At Torsion
				cm		cm^2	cm^2	cm^2/cm	cm^2	cm^2/cm
N-3.60	B61	689	VC0.5x1	386.3	B.2.4.7-4	2.50	1.60	0.00	0.00	0.00
N-3.60	B61	689	VC0.5x1	412.0	B.2.4.7-4	2.10	1.60	0.00	0.00	0.00
N-3.60	B61	689	VC0.5x1	412.0	B.2.4.5-3	3.10	1.70	0.00	0.00	0.00
N-3.60	B61	689	VC0.5x1	437.8	B.2.4.7-4	2.40	1.70	0.00	0.00	0.00
N-3.60	B61	689	VC0.5x1	463.5	B.2.4.7-4	2.00	1.70	0.00	0.00	0.00
N-3.60	B61	689	VC0.5x1	463.5	B.2.4.5-3	3.30	1.70	0.00	0.00	0.00
N-3.60	B61	689	VC0.5x1	489.2	B.2.4.7-4	2.40	1.70	0.00	0.00	0.00
N-3.60	B61	689	VC0.5x1	515.0	B.2.4.7-4	1.80	1.70	0.00	0.00	0.00
N-3.60	B61	689	VC0.5x1	515.0	B.2.4.5-3	3.40	1.60	0.00	0.00	0.00
N-3.60	B61	689	VC0.5x1	540.8	B.2.4.7-4	2.20	1.60	0.00	0.00	0.00
N-3.60	B61	689	VC0.5x1	566.5	B.2.4.7-4	1.60	1.60	0.00	0.00	0.00
N-3.60	B61	689	VC0.5x1	566.5	B.2.4.5-3	3.00	1.60	0.02	0.00	0.00
N-3.60	B61	689	VC0.5x1	592.3	B.2.4.7-4	1.70	1.60	0.02	0.00	0.00
N-3.60	B61	689	VC0.5x1	618.0	B.2.4.7-4	1.20	2.00	0.02	0.00	0.00
N-3.60	B76	700	VC0.5x1	0.0	B.2.4.7-4	3.10	2.40	0.05	0.00	0.00
N-3.60	B76	700	VC0.5x1	25.2	B.2.4.5-3	4.10	4.10	0.06	0.00	0.00
N-3.60	B76	700	VC0.5x1	50.3	B.2.4.5-3	4.10	4.10	0.06	0.00	0.00
N-3.60	B76	700	VC0.5x1	50.3	B.2.4.5-3	4.10	4.10	0.06	0.00	0.00

wilfajar@hotmail.com

TABLE: Concrete Beam Summary - ACI 318-14

Story	Label	Unique Name	Design Section	Station	As Top Combo	As Top	As Bottom	At Shear	Al Torsion	At Torsion
				cm		cm²	cm²	cm²/cm	cm²	cm²/cm
N-3.60	B76	700	VC0.5x1	75.5	B.2.4.5-3	4.10	4.10	0.06	0.00	0.00
N-3.60	B76	700	VC0.5x1	100.7	B.2.4.5-3	4.10	4.10	0.06	0.00	0.00
N-3.60	B76	700	VC0.5x1	100.7	B.2.4.5-3	4.20	4.20	0.06	0.00	0.00
N-3.60	B76	700	VC0.5x1	106.5	B.2.4.5-3	4.20	4.20	0.06	0.00	0.00
N-3.60	B76	700	VC0.5x1	106.5	B.2.4.5-8	4.60	4.10	0.06	0.00	0.00
N-3.60	B76	700	VC0.5x1	151.0	B.2.4.5-8	4.80	4.10	0.06	0.00	0.00
N-3.60	B76	700	VC0.5x1	151.0	B.2.4.5-3	5.50	4.00	0.06	0.00	0.00
N-3.60	B76	700	VC0.5x1	176.2	B.2.4.5-3	5.80	4.00	0.06	0.00	0.00
N-3.60	B76	700	VC0.5x1	201.3	B.2.4.5-3	6.10	4.00	0.06	0.00	0.00
N-3.60	B76	700	VC0.5x1	201.3	B.2.4.5-3	6.60	4.00	0.07	0.00	0.00
N-3.60	B76	700	VC0.5x1	226.5	B.2.4.5-3	7.30	4.00	0.07	0.00	0.00
N-3.60	B76	700	VC0.5x1	226.5	B.2.4.5-3	7.80	4.00	0.07	0.00	0.00
N-3.60	B76	700	VC0.5x1	251.7	B.2.4.5-3	7.40	4.00	0.07	0.00	0.00
N-3.60	B76	700	VC0.5x1	251.7	B.2.4.5-3	8.40	4.00	0.06	0.00	0.00
N-3.60	B76	700	VC0.5x1	276.8	B.2.4.5-3	8.30	4.00	0.06	0.00	0.00
N-3.60	B76	700	VC0.5x1	302.0	B.2.4.5-3	8.30	4.00	0.06	0.00	0.00
N-3.60	B76	700	VC0.5x1	302.0	B.2.4.5-3	9.30	3.90	0.06	0.00	0.00
N-3.60	B76	700	VC0.5x1	346.5	B.2.4.5-3	9.40	3.90	0.05	0.00	0.00

CALLE 38E 36-10 OF. 803 CALI (EL) 3545232 CEL: 313-7504395 / 317-4391593. e-mail: wilfajar@hotmail.com

TABLE: Concrete Beam Summary - ACI 318-14

Story	Label	Unique Name	Design Section	Station	As Top Combo	As Top	As Bottom	At Shear	Al Torsion	At Torsion
				cm		cm^2	cm^2	cm^2/cm	cm^2	cm^2/cm
N-3.60	B76	700	VC0.5x1	346.5	B.2.4.5-3	9.80	3.90	0.06	0.00	0.00
N-3.60	B76	700	VC0.5x1	352.3	B.2.4.5-3	9.70	3.90	0.06	0.00	0.00
N-3.60	B76	700	VC0.5x1	352.3	B.2.4.5-3	10.60	4.00	0.06	0.00	0.00
N-3.60	B76	700	VC0.5x1	377.5	B.2.4.5-3	10.50	4.00	0.06	0.00	0.00
N-3.60	B76	700	VC0.5x1	402.7	B.2.4.5-3	10.40	4.00	0.06	0.00	0.00
N-3.60	B76	700	VC0.5x1	402.7	B.2.4.5-3	11.20	3.40	0.06	0.00	0.00
N-3.60	B76	700	VC0.5x1	403.0	B.2.4.5-3	11.20	6.00	0.06	0.00	0.00
N-3.60	B95	702	VC0.5x1	25.5	B.2.4.5-8	5.60	15.40	0.17	12.10	0.05
N-3.60	B95	702	VC0.5x1	62.5	B.2.4.5-3	8.30	15.40	0.18	12.10	0.05
N-3.60	B95	702	VC0.5x1	62.5	B.2.4.5-3	13.60	15.40	0.20	13.60	0.05
N-3.60	B95	702	VC0.5x1	108.1	B.2.4.5-3	13.60	15.40	0.21	13.60	0.05
N-3.60	B95	702	VC0.5x1	108.1	B.2.4.5-3	12.40	14.50	0.20	14.80	0.06
N-3.60	B95	702	VC0.5x1	145.5	B.2.4.5-3	12.40	12.40	0.20	14.80	0.06
N-3.60	B95	702	VC0.5x1	145.5	B.2.4.5-3	11.60	11.60	0.18	14.70	0.03
N-3.60	B95	702	VC0.5x1	158.7	B.2.4.5-3	11.60	11.60	0.18	14.70	0.03
N-3.60	B95	702	VC0.5x1	158.7	B.2.4.5-3	11.40	11.40	0.18	13.10	0.05
N-3.60	B95	702	VC0.5x1	184.0	B.2.4.5-3	11.40	11.40	0.18	13.10	0.05
N-3.60	B95	702	VC0.5x1	209.4	B.2.4.5-3	11.40	11.40	0.18	13.10	0.05

CALLE 382 36-16 OF. 505 CALI TEL. 5545282 CEL. 314-7594395 / 317-4591595 e-mail wilfajar@hotmail.com

TABLE: Concrete Beam Summary - ACI 318-14

Story	Label	Unique Name	Design Section	Station	As Top Combo	As Top	As Bottom	At Shear	Al Torsion	At Torsion
				cm		cm²	cm²	cm²/cm	cm²	cm²/cm
N-3.60	B95	702	VC0.5x1	209.4	B.2.4.5-3	11.40	11.40	0.17	13.20	0.05
N-3.60	B95	702	VC0.5x1	234.7	B.2.4.5-3	11.40	11.40	0.17	13.20	0.05
N-3.60	B95	702	VC0.5x1	260.0	B.2.4.5-3	8.60	10.40	0.17	13.20	0.05
N-3.60	B105	1401	VC0.5x1	50.0	B.2.4.7-8	0.30	15.40	0.25	0.00	0.00
N-3.60	B105	1401	VC0.5x1	62.5	B.2.4.5-8	6.90	15.40	0.25	0.00	0.00
N-3.60	B105	1401	VC0.5x1	62.5	B.2.4.5-8	7.50	15.40	0.19	0.00	0.00
N-3.60	B105	1401	VC0.5x1	98.0	B.2.4.5-8	7.50	8.20	0.19	0.00	0.00
N-3.60	B105	1401	VC0.5x1	98.0	B.2.4.7-8	8.10	7.50	0.15	0.00	0.00
N-3.60	B105	1401	VC0.5x1	147.0	B.2.4.5-8	15.40	7.50	0.16	0.00	0.00
N-3.60	B105	1401	VC0.5x1	147.0	B.2.4.5-3	15.40	7.60	0.11	0.00	0.00

TABLE: Concrete Beam Summary - ACI 318-14

Story	Label	Unique Name	Design Section	Station	As Top Combo	As Top	As Bottom	At Shear	Al Torsion	At Torsion
				cm		cm²	cm²	cm²/cm	cm²	cm²/cm
N-3.60	B105	1401	VC0.5x1	196.0	B.2.4.5-8	17.30	7.60	0.11	0.00	0.00
N-3.60	B105	1401	VC0.5x1	196.0	B.2.4.5-8	17.60	7.70	0.07	0.00	0.00
N-3.60	B105	1401	VC0.5x1	245.0	B.2.4.5-3	20.40	7.70	0.07	0.00	0.00
N-3.60	B105	1401	VC0.5x1	245.0	B.2.4.5-3	20.70	7.80	0.04	0.00	0.00

TABLE: Concrete Beam Summary - ACI 318-14

Story	Label	Unique Name	Design Section	Station	As Top Combo	As Top	As Bottom	At Shear	Al Torsion	At Torsion
				cm		cm^2	cm^2	cm^2/cm	cm^2	cm^2/cm
N-3.60	B105	1401	VC0.5x1	294.0	B.2.4.5-3	18.00	7.80	0.04	0.00	0.00
N-3.60	B105	1401	VC0.5x1	294.0	B.2.4.5-3	17.80	7.90	0.08	0.00	0.00
N-3.60	B105	1401	VC0.5x1	343.0	B.2.4.5-3	15.40	7.90	0.07	0.00	0.00
N-3.60	B105	1401	VC0.5x1	343.0	B.2.4.5-3	15.40	8.10	0.15	0.00	0.00
N-3.60	B105	1401	VC0.5x1	392.0	B.2.4.5-8	13.30	8.10	0.14	0.00	0.00
N-3.60	B105	1401	VC0.5x1	392.0	B.2.4.5-8	13.30	8.30	0.21	0.00	0.00
N-3.60	B105	1401	VC0.5x1	441.0	B.2.4.7-8	9.80	13.80	0.21	0.00	0.00
N-3.60	B105	1401	VC0.5x1	441.0	B.2.4.7-8	10.00	15.20	0.25	0.00	0.00
N-3.60	B105	1401	VC0.5x1	490.0	B.2.4.7-8	9.30	23.30	0.25	0.00	0.00
N-3.60	B106	1402	VC0.5x1	0.0	B.2.4.7-8	10.00	21.20	0.32	0.00	0.00
N-3.60	B106	1402	VC0.5x1	25.8	B.2.4.7-8	8.70	18.30	0.32	0.00	0.00
N-3.60	B106	1402	VC0.5x1	51.5	B.2.4.5-8	8.60	15.40	0.32	0.00	0.00
N-3.60	B106	1402	VC0.5x1	51.5	B.2.4.5-8	9.00	15.40	0.27	0.00	0.00
N-3.60	B106	1402	VC0.5x1	77.3	B.2.4.5-8	9.00	15.40	0.27	0.00	0.00
N-3.60	B106	1402	VC0.5x1	103.0	B.2.4.5-8	9.00	15.40	0.27	0.00	0.00
N-3.60	B106	1402	VC0.5x1	103.0	B.2.4.5-8	9.60	15.40	0.04	12.80	0.05
N-3.60	B106	1402	VC0.5x1	128.8	B.2.4.5-8	9.60	15.40	0.04	12.80	0.05
N-3.60	B106	1402	VC0.5x1	154.5	B.2.4.5-8	3.10	16.50	0.04	12.80	0.05

wilfajar@hotmail.com

TABLE: Concrete Beam Summary - ACI 318-14

Story	Label	Unique Name	Design Section	Station	As Top Combo	As Top	As Bottom	At Shear	Al Torsion	At Torsion
				cm		cm²	cm²	cm²/cm	cm²	cm²/cm
N-3.60	B215	1483	VC0.5x1	49.1	B.2.4.5-8	8.30	5.40	0.07	0.00	0.00
N-3.60	B215	1483	VC0.5x1	77.1	B.2.4.5-8	8.40	4.20	0.07	0.00	0.00
N-3.60	B215	1483	VC0.5x1	77.1	B.2.4.5-8	8.40	4.20	0.07	0.00	0.00
N-3.60	B215	1483	VC0.5x1	98.2	B.2.4.5-8	8.50	4.20	0.07	0.00	0.00
N-3.60	B215	1483	VC0.5x1	98.2	B.2.4.5-8	8.60	4.20	0.08	0.00	0.00
N-3.60	B215	1483	VC0.5x1	135.0	B.2.4.5-8	8.90	4.20	0.08	0.00	0.00
N-3.60	B215	1483	VC0.5x1	135.0	B.2.4.5-8	9.10	4.20	0.07	0.00	0.00
N-3.60	B215	1483	VC0.5x1	147.3	B.2.4.5-8	9.10	4.20	0.07	0.00	0.00
N-3.60	B215	1483	VC0.5x1	147.3	B.2.4.5-8	9.30	4.30	0.08	0.00	0.00
N-3.60	B215	1483	VC0.5x1	196.4	B.2.4.5-8	10.50	4.30	0.08	0.00	0.00
N-3.60	B215	1483	VC0.5x1	196.4	B.2.4.5-8	10.70	4.40	0.08	0.00	0.00
N-3.60	B215	1483	VC0.5x1	231.4	B.2.4.5-8	11.60	4.40	0.08	0.00	0.00
N-3.60	B215	1483	VC0.5x1	231.4	B.2.4.5-8	12.10	4.40	0.07	0.00	0.00
N-3.60	B215	1483	VC0.5x1	240.0	B.2.4.5-8	12.10	4.40	0.07	0.00	0.00
N-3.60	B215	1483	VC0.5x1	240.0	B.2.4.5-8	12.40	4.40	0.07	0.00	0.00
N-3.60	B215	1483	VC0.5x1	245.5	B.2.4.5-8	12.50	4.40	0.07	0.00	0.00
N-3.60	B215	1483	VC0.5x1	245.5	B.2.4.5-8	12.50	4.50	0.07	0.00	0.00
N-3.60	B215	1483	VC0.5x1	270.0	B.2.4.5-8	12.60	4.50	0.07	0.00	0.00

CALLE 58 I 36-10 OF. 803 CALI TEL: 5545252 CEL: 313-7501395 / 3174391593 e-mail: wilfajar@hotmail.com

TABLE: Concrete Beam Summary - ACI 318-14

Story	Label	Unique Name	Design Section	Station	As Top Combo	As Top	As Bottom	At Shear	Al Torsion	At Torsion
				cm		cm^2	cm^2	cm^2/cm	cm^2	cm^2/cm
N-3.60	B215	1483	VC0.5x1	270.0	B.2.4.5-8	12.70	4.50	0.07	0.00	0.00
N-3.60	B215	1483	VC0.5x1	294.5	B.2.4.5-8	12.70	4.50	0.07	0.00	0.00
N-3.60	B215	1483	VC0.5x1	294.5	B.2.4.5-8	12.80	4.50	0.08	0.00	0.00
N-3.60	B215	1483	VC0.5x1	343.6	B.2.4.5-8	12.70	4.50	0.07	0.00	0.00
N-3.60	B215	1483	VC0.5x1	343.6	B.2.4.5-8	12.70	4.60	0.08	0.00	0.00
N-3.60	B215	1483	VC0.5x1	385.7	B.2.4.5-8	11.90	4.60	0.08	0.00	0.00
N-3.60	B215	1483	VC0.5x1	385.7	B.2.4.5-8	11.70	4.60	0.07	0.00	0.00
N-3.60	B215	1483	VC0.5x1	392.7	B.2.4.5-8	11.70	4.60	0.07	0.00	0.00
N-3.60	B215	1483	VC0.5x1	392.7	B.2.4.5-8	11.70	4.70	0.10	0.00	0.00
N-3.60	B215	1483	VC0.5x1	441.8	B.2.4.5-8	9.50	4.90	0.10	0.00	0.00
N-3.60	B215	1483	VC0.5x1	441.8	B.2.4.5-8	9.30	5.10	0.12	0.00	0.00
N-3.60	B215	1483	VC0.5x1	490.9	B.2.4.7-8	5.70	10.00	0.12	0.00	0.00
N-3.60	B217	1485	VC0.5x1	49.1	B.2.4.5-8	8.30	5.50	0.07	0.00	0.00
N-3.60	B217	1485	VC0.5x1	98.2	B.2.4.5-8	8.20	4.20	0.07	0.00	0.00
N-3.60	B217	1485	VC0.5x1	98.2	B.2.4.5-8	8.30	4.30	0.07	0.00	0.00
N-3.60	B217	1485	VC0.5x1	147.3	B.2.4.5-8	8.40	4.30	0.07	0.00	0.00
N-3.60	B217	1485	VC0.5x1	147.3	B.2.4.5-8	8.50	4.40	0.07	0.00	0.00
N-3.60	B217	1485	VC0.5x1	196.4	B.2.4.5-8	9.20	4.40	0.07	0.00	0.00

wilfajar@hotmail.c m

TABLE: Concrete Beam Summary - ACI 318-14

Story	Label	Unique Name	Design Section	Station	As Top Combo	As Top	As Bottom	At Shear	Al Torsion	At Torsion
				cm		cm²	cm²	cm²/cm	cm²	cm²/cm
N-3.60	B217	1485	VC0.5x1	196.4	B.2.4.5-8	9.40	4.50	0.07	0.00	0.00
N-3.60	B217	1485	VC0.5x1	240.0	B.2.4.5-8	10.60	4.50	0.07	0.00	0.00
N-3.60	B217	1485	VC0.5x1	240.0	B.2.4.5-8	10.90	4.50	0.06	0.00	0.00
N-3.60	B217	1485	VC0.5x1	245.5	B.2.4.5-8	10.90	4.50	0.06	0.00	0.00
N-3.60	B217	1485	VC0.5x1	245.5	B.2.4.5-8	11.00	4.60	0.06	0.00	0.00
N-3.60	B217	1485	VC0.5x1	294.5	B.2.4.5-8	11.70	4.60	0.06	0.00	0.00
N-3.60	B217	1485	VC0.5x1	294.5	B.2.4.5-8	11.80	4.70	0.06	0.00	0.00
N-3.60	B217	1485	VC0.5x1	324.0	B.2.4.5-8	12.00	4.70	0.06	0.00	0.00
N-3.60	B217	1485	VC0.5x1	324.0	B.2.4.5-8	12.10	4.70	0.06	0.00	0.00
N-3.60	B217	1485	VC0.5x1	343.6	B.2.4.5-8	12.20	4.70	0.06	0.00	0.00
N-3.60	B217	1485	VC0.5x1	343.6	B.2.4.5-8	12.30	4.80	0.06	0.00	0.00
N-3.60	B217	1485	VC0.5x1	360.0	B.2.4.5-8	12.30	4.80	0.06	0.00	0.00
N-3.60	B217	1485	VC0.5x1	360.0	B.2.4.5-8	12.30	4.80	0.07	0.00	0.00
N-3.60	B217	1485	VC0.5x1	392.7	B.2.4.5-8	12.20	4.80	0.06	0.00	0.00
N-3.60	B217	1485	VC0.5x1	392.7	B.2.4.5-8	12.30	4.90	0.08	0.00	0.00
N-3.60	B217	1485	VC0.5x1	432.0	B.2.4.5-8	11.70	4.90	0.08	0.00	0.00
N-3.60	B217	1485	VC0.5x1	432.0	B.2.4.5-8	11.50	4.90	0.06	0.00	0.00
N-3.60	B217	1485	VC0.5x1	441.8	B.2.4.5-8	11.40	4.90	0.06	0.00	0.00

TABLE: Concrete Beam Summary - ACI 318-14

Story	Label	Unique Name	Design Section	Station	As Top Combo	As Top	As Bottom	At Shear	Al Torsion	At Torsion
				cm		cm²	cm²	cm²/cm	cm²	cm²/cm
N-3.60	B217	1485	VC0.5x1	441.8	B.2.4.5-8	11.50	4.90	0.06	0.00	0.00
N-3.60	B217	1485	VC0.5x1	450.0	B.2.4.5-8	11.40	4.90	0.06	0.00	0.00
N-3.60	B217	1485	VC0.5x1	450.0	B.2.4.5-8	11.00	4.90	0.10	0.00	0.00
N-3.60	B217	1485	VC0.5x1	490.9	B.2.4.5-8	9.50	6.50	0.10	0.00	0.00
N-3.60	B219	1486	VC0.5x1	50.0	B.2.4.5-3	1.30	22.00	0.32	0.00	0.00
N-3.60	B219	1486	VC0.5x1	51.5	B.2.4.5-3	8.20	21.60	0.32	0.00	0.00
N-3.60	B219	1486	VC0.5x1	51.5	B.2.4.5-3	8.70	21.20	0.20	0.00	0.00
N-3.60	B219	1486	VC0.5x1	77.3	B.2.4.5-3	8.70	15.70	0.20	0.00	0.00
N-3.60	B219	1486	VC0.5x1	103.0	B.2.4.5-3	8.70	13.80	0.21	0.00	0.00
N-3.60	B219	1486	VC0.5x1	103.0	B.2.4.5-3	8.70	12.90	0.11	0.00	0.00
N-3.60	B219	1486	VC0.5x1	128.8	B.2.4.5-3	8.70	8.70	0.11	0.00	0.00
N-3.60	B219	1486	VC0.5x1	154.5	B.2.4.5-3	8.70	8.70	0.11	0.00	0.00
N-3.60	B219	1486	VC0.5x1	154.5	B.2.4.5-3	8.60	8.60	0.06	0.00	0.00
N-3.60	B219	1486	VC0.5x1	180.3	B.2.4.5-3	8.60	8.60	0.06	0.00	0.00
N-3.60	B219	1486	VC0.5x1	206.0	B.2.4.5-3	8.60	8.60	0.06	0.00	0.00
N-3.60	B219	1486	VC0.5x1	206.0	B.2.4.5-3	8.50	8.50	0.03	0.00	0.00
N-3.60	B219	1486	VC0.5x1	231.8	B.2.4.5-3	8.90	8.50	0.03	0.00	0.00
N-3.60	B219	1486	VC0.5x1	257.5	B.2.4.5-3	10.70	8.50	0.03	0.00	0.00

wulfajar@hotmail.com

TABLE: Concrete Beam Summary - ACI 318-14

Story	Label	Unique Name	Design Section	Station	As Top Combo	As Top	As Bottom	At Shear	Al Torsion	At Torsion
				cm		cm²	cm²	cm²/cm	cm²	cm²/cm
N-3.60	B219	1486	VC0.5x1	257.5	B.2.4.5-3	10.80	8.40	0.01	0.00	0.00
N-3.60	B219	1486	VC0.5x1	283.3	B.2.4.5-3	12.00	8.40	0.01	0.00	0.00
N-3.60	B219	1486	VC0.5x1	309.0	B.2.4.5-3	13.20	8.40	0.01	0.00	0.00
N-3.60	B219	1486	VC0.5x1	309.0	B.2.4.5-3	12.60	8.20	0.00	0.00	0.00
N-3.60	B219	1486	VC0.5x1	334.7	B.2.4.5-3	12.00	8.20	0.00	0.00	0.00
N-3.60	B219	1486	VC0.5x1	360.5	B.2.4.5-3	11.50	8.20	0.00	0.00	0.00
N-3.60	B219	1486	VC0.5x1	360.5	B.2.4.5-3	11.30	8.10	0.00	0.00	0.00
N-3.60	B219	1486	VC0.5x1	386.3	B.2.4.5-3	10.70	8.10	0.00	0.00	0.00
N-3.60	B219	1486	VC0.5x1	412.0	B.2.4.5-3	10.10	8.10	0.00	0.00	0.00
N-3.60	B219	1486	VC0.5x1	412.0	B.2.4.5-3	9.90	8.00	0.00	0.00	0.00
N-3.60	B219	1486	VC0.5x1	437.8	B.2.4.5-3	9.40	8.00	0.00	0.00	0.00
N-3.60	B219	1486	VC0.5x1	463.5	B.2.4.5-3	9.00	8.00	0.00	0.00	0.00
N-3.60	B219	1486	VC0.5x1	463.5	B.2.4.5-3	8.80	7.90	0.00	0.00	0.00
N-3.60	B219	1486	VC0.5x1	489.2	B.2.4.5-3	8.50	7.90	0.00	0.00	0.00
N-3.60	B219	1486	VC0.5x1	515.0	B.2.4.5-3	8.30	7.90	0.00	0.00	0.00
N-3.60	B219	1486	VC0.5x1	515.0	B.2.4.5-3	8.20	7.80	0.00	0.00	0.00
N-3.60	B219	1486	VC0.5x1	540.8	B.2.4.5-3	8.20	7.80	0.00	0.00	0.00
N-3.60	B219	1486	VC0.5x1	566.5	B.2.4.5-3	8.20	7.80	0.00	0.00	0.00

TABLE: Concrete Beam Summary - ACI 318-14

Story	Label	Unique Name	Design Section	Station	As Top Combo	As Top	As Bottom	At Shear	Al Torsion	At Torsion
				cm		cm²	cm²	cm²/cm	cm²	cm²/cm
N-3.60	B219	1486	VC0.5x1	566.5	B.2.4.5-3	8.10	7.80	0.00	0.00	0.00
N-3.60	B219	1486	VC0.5x1	592.3	B.2.4.5-3	8.30	7.80	0.00	0.00	0.00
N-3.60	B219	1486	VC0.5x1	618.0	B.2.4.5-3	8.50	4.80	0.00	0.00	0.00
N-3.60	B220	1487	VC0.5x1	0.0	B.2.4.5-3	9.10	5.00	0.00	0.00	0.00
N-3.60	B220	1487	VC0.5x1	49.7	B.2.4.5-3	9.40	7.30	0.00	0.00	0.00
N-3.60	B220	1487	VC0.5x1	49.7	B.2.4.5-3	9.50	7.30	0.00	0.00	0.00
N-3.60	B220	1487	VC0.5x1	99.3	B.2.4.5-3	10.00	7.30	0.00	0.00	0.00
N-3.60	B220	1487	VC0.5x1	99.3	B.2.4.5-3	10.10	7.30	0.00	0.00	0.00
N-3.60	B220	1487	VC0.5x1	124.2	B.2.4.5-3	10.20	7.30	0.00	0.00	0.00
N-3.60	B220	1487	VC0.5x1	124.2	B.2.4.5-3	10.40	7.30	0.00	0.00	0.00
N-3.60	B220	1487	VC0.5x1	149.0	B.2.4.5-3	10.50	7.30	0.00	0.00	0.00
N-3.60	B220	1487	VC0.5x1	149.0	B.2.4.5-8	10.60	7.40	0.00	0.00	0.00
N-3.60	B220	1487	VC0.5x1	198.7	B.2.4.5-8	10.80	7.40	0.00	0.00	0.00
N-3.60	B220	1487	VC0.5x1	198.7	B.2.4.5-8	10.80	7.50	0.00	0.00	0.00
N-3.60	B220	1487	VC0.5x1	223.5	B.2.4.5-8	10.70	7.50	0.00	0.00	0.00
N-3.60	B220	1487	VC0.5x1	223.5	B.2.4.5-8	10.90	7.50	0.05	0.00	0.00
N-3.60	B220	1487	VC0.5x1	248.3	B.2.4.5-8	9.00	7.50	0.04	0.00	0.00
N-3.60	B220	1487	VC0.5x1	248.3	B.2.4.5-8	8.50	7.60	0.08	0.00	0.00

wilfojar@hotmail.com

TABLE: Concrete Beam Summary - ACI 318-14

Story	Label	Unique Name	Design Section	Station	As Top Combo	As Top	As Bottom	At Shear	Al Torsion	At Torsion
				cm		cm²	cm²	cm²/cm	cm²	cm²/cm
N-3.60	B220	1487	VC0.5x1	298.0	B.2.4.5-8	7.60	7.60	0.08	0.00	0.00
N-3.60	B220	1487	VC0.5x1	298.0	B.2.4.5-8	7.70	7.70	0.12	0.00	0.00
N-3.60	B220	1487	VC0.5x1	347.7	B.2.4.5-8	7.70	12.30	0.12	0.00	0.00
N-3.60	B220	1487	VC0.5x1	347.7	B.2.4.5-8	7.70	13.30	0.21	0.00	0.00
N-3.60	B220	1487	VC0.5x1	397.3	B.2.4.5-8	1.50	20.40	0.20	0.00	0.00
N-3.60	B261	1493	VC0.5x1	50.0	B.2.4.5-3	0.60	20.00	0.25	0.00	0.00
N-3.60	B261	1493	VC0.5x1	62.5	B.2.4.5-3	7.20	17.40	0.25	0.00	0.00
N-3.60	B261	1493	VC0.5x1	62.5	B.2.4.5-3	7.70	17.30	0.20	0.00	0.00
N-3.60	B261	1493	VC0.5x1	98.0	B.2.4.5-3	7.70	15.40	0.20	0.00	0.00
N-3.60	B261	1493	VC0.5x1	98.0	B.2.4.5-3	7.60	14.10	0.11	0.00	0.00
N-3.60	B261	1493	VC0.5x1	122.5	B.2.4.5-3	7.60	11.60	0.11	0.00	0.00
N-3.60	B261	1493	VC0.5x1	122.5	B.2.4.5-3	7.60	8.80	0.11	0.00	0.00
N-3.60	B261	1493	VC0.5x1	147.0	B.2.4.5-3	7.60	7.60	0.11	0.00	0.00
N-3.60	B261	1493	VC0.5x1	147.0	B.2.4.5-8	7.50	7.50	0.06	0.00	0.00
N-3.60	B261	1493	VC0.5x1	163.3	B.2.4.5-8	7.50	7.50	0.06	0.00	0.00
N-3.60	B261	1493	VC0.5x1	163.3	B.2.4.5-8	8.70	7.50	0.12	0.00	0.00
N-3.60	B261	1493	VC0.5x1	196.0	B.2.4.5-8	12.80	7.50	0.12	0.00	0.00
N-3.60	B261	1493	VC0.5x1	196.0	B.2.4.5-8	13.80	7.50	0.12	0.00	0.00

CALLE 5BI 36-10 OF. 803 CALI TEL: 5543232 CEL: 313-7504395 / 3174391393 e-mail: wilfajar@hotmail.com

TABLE: Concrete Beam Summary - ACI 318-14

Story	Label	Unique Name	Design Section	Station	As Top Combo	As Top	As Bottom	At Shear	Al Torsion	At Torsion
				cm		cm^2	cm^2	cm^2/cm	cm^2	cm^2/cm
N-3.60	B261	1493	VC0.5x1	245.0	B.2.4.5-3	15.70	7.50	0.12	0.00	0.00
N-3.60	B261	1493	VC0.5x1	245.0	B.2.4.5-3	16.10	7.40	0.06	0.00	0.00
N-3.60	B261	1493	VC0.5x1	294.0	B.2.4.5-3	18.50	7.40	0.06	0.00	0.00
N-3.60	B261	1493	VC0.5x1	294.0	B.2.4.5-3	18.70	7.40	0.04	0.00	0.00
N-3.60	B261	1493	VC0.5x1	343.0	B.2.4.5-3	20.40	7.40	0.05	0.00	0.00
N-3.60	B261	1493	VC0.5x1	343.0	B.2.4.5-3	20.50	7.30	0.04	0.00	0.00
N-3.60	B261	1493	VC0.5x1	392.0	B.2.4.5-3	21.50	7.30	0.04	0.00	0.00
N-3.60	B261	1493	VC0.5x1	392.0	B.2.4.5-3	21.50	7.30	0.04	0.00	0.00
N-3.60	B261	1493	VC0.5x1	441.0	B.2.4.5-3	21.60	7.30	0.04	0.00	0.00
N-3.60	B261	1493	VC0.5x1	441.0	B.2.4.5-3	21.50	7.30	0.04	0.00	0.00
N-3.60	B261	1493	VC0.5x1	490.0	B.2.4.5-3	20.70	13.70	0.04	0.00	0.00
N-3.60	B265	1494	VC0.5x1	0.0	B.2.4.5-3	24.80	15.40	0.28	0.00	0.00
N-3.60	B265	1494	VC0.5x1	25.8	B.2.4.5-3	18.10	11.10	0.28	0.00	0.00
N-3.60	B265	1494	VC0.5x1	51.5	B.2.4.5-3	15.40	11.10	0.28	0.00	0.00
N-3.60	B265	1494	VC0.5x1	51.5	B.2.4.5-8	14.80	11.00	0.36	0.00	0.00
N-3.60	B265	1494	VC0.5x1	77.3	B.2.4.5-8	11.00	11.00	0.36	0.00	0.00
N-3.60	B265	1494	VC0.5x1	103.0	B.2.4.5-8	11.00	11.10	0.36	0.00	0.00
N-3.60	B265	1494	VC0.5x1	103.0	B.2.4.5-8	10.90	13.90	0.32	0.00	0.00

CALLE 50# 36-10 OF. 802 CALI VEL. 5545232 CEL. 312-7504395 - 3174291592 e-mail: wilfajar@hotmail.com

TABLE: Concrete Beam Summary - ACI 318-14

Story	Label	Unique Name	Design Section	Station	As Top Combo	As Top	As Bottom	At Shear	Al Torsion	At Torsion
				cm		cm²	cm²	cm²/cm	cm²	cm²/cm
N-3.60	B265	1494	VC0.5x1	134.8	B.2.4.5-8	10.90	19.20	0.32	0.00	0.00
N-3.60	B265	1494	VC0.5x1	134.8	B.2.4.5-8	10.90	25.20	0.25	0.00	0.00
N-3.60	B265	1494	VC0.5x1	154.5	B.2.4.5-8	10.90	28.80	0.24	0.00	0.00
N-3.60	B265	1494	VC0.5x1	154.5	B.2.4.5-8	10.70	32.00	0.21	21.90	0.08
N-3.60	B265	1494	VC0.5x1	166.7	B.2.4.7-8	4.70	33.50	0.21	21.90	0.08
N-3.60	B277	1501	VC0.5x1	50.0	B.2.4.5-8	1.70	21.90	0.31	0.00	0.00
N-3.60	B277	1501	VC0.5x1	51.5	B.2.4.5-8	8.40	21.50	0.31	0.00	0.00
N-3.60	B277	1501	VC0.5x1	51.5	B.2.4.5-8	9.30	21.30	0.19	0.00	0.00
N-3.60	B277	1501	VC0.5x1	77.3	B.2.4.5-8	9.30	16.00	0.19	0.00	0.00
N-3.60	B277	1501	VC0.5x1	103.0	B.2.4.5-8	9.30	14.50	0.20	0.00	0.00
N-3.60	B277	1501	VC0.5x1	103.0	B.2.4.5-8	9.20	13.60	0.11	0.00	0.00
N-3.60	B277	1501	VC0.5x1	128.8	B.2.4.5-8	9.20	9.20	0.11	0.00	0.00
N-3.60	B277	1501	VC0.5x1	154.5	B.2.4.5-8	9.20	9.20	0.11	0.00	0.00
N-3.60	B277	1501	VC0.5x1	154.5	B.2.4.5-8	9.10	9.10	0.06	0.00	0.00
N-3.60	B277	1501	VC0.5x1	180.3	B.2.4.5-8	9.10	9.10	0.06	0.00	0.00
N-3.60	B277	1501	VC0.5x1	206.0	B.2.4.5-8	9.10	9.10	0.06	0.00	0.00
N-3.60	B277	1501	VC0.5x1	206.0	B.2.4.5-8	8.90	8.90	0.03	0.00	0.00
N-3.60	B277	1501	VC0.5x1	231.8	B.2.4.5-3	9.40	8.90	0.03	0.00	0.00

CALLE 5BI 36-10 OF. 803 CALI TEL: 3345232 CEL: 313-7504395 / 317-4391593, e-mail: wilfajar@hotmail.com

TABLE: Concrete Beam Summary - ACI 318-14

Story	Label	Unique Name	Design Section	Station	As Top Combo	As Top	As Bottom	At Shear	Al Torsion	At Torsion
				cm		cm^2	cm^2	cm^2/cm	cm^2	cm^2/cm
N-3.60	B277	1501	VC0.5x1	257.5	B.2.4.5-3	11.10	8.90	0.03	0.00	0.00
N-3.60	B277	1501	VC0.5x1	257.5	B.2.4.5-3	11.20	8.80	0.01	0.00	0.00
N-3.60	B277	1501	VC0.5x1	283.3	B.2.4.5-3	12.40	8.80	0.01	0.00	0.00
N-3.60	B277	1501	VC0.5x1	309.0	B.2.4.5-3	13.60	8.80	0.01	0.00	0.00
N-3.60	B277	1501	VC0.5x1	309.0	B.2.4.5-3	13.10	8.60	0.00	0.00	0.00
N-3.60	B277	1501	VC0.5x1	334.7	B.2.4.5-3	12.70	8.60	0.00	0.00	0.00
N-3.60	B277	1501	VC0.5x1	360.5	B.2.4.5-3	12.30	8.60	0.00	0.00	0.00
N-3.60	B277	1501	VC0.5x1	360.5	B.2.4.5-3	12.20	8.40	0.00	0.00	0.00
N-3.60	B277	1501	VC0.5x1	386.3	B.2.4.5-3	11.80	8.40	0.00	0.00	0.00
N-3.60	B277	1501	VC0.5x1	412.0	B.2.4.5-3	11.40	8.40	0.00	0.00	0.00
N-3.60	B277	1501	VC0.5x1	412.0	B.2.4.5-3	11.30	8.30	0.00	0.00	0.00
N-3.60	B277	1501	VC0.5x1	437.8	B.2.4.5-3	11.00	8.30	0.00	0.00	0.00
N-3.60	B277	1501	VC0.5x1	463.5	B.2.4.5-3	10.80	8.30	0.00	0.00	0.00
N-3.60	B277	1501	VC0.5x1	463.5	B.2.4.5-3	10.60	8.20	0.00	0.00	0.00
N-3.60	B277	1501	VC0.5x1	489.2	B.2.4.5-3	10.50	8.20	0.00	0.00	0.00
N-3.60	B277	1501	VC0.5x1	515.0	B.2.4.5-3	10.50	8.20	0.00	0.00	0.00
N-3.60	B277	1501	VC0.5x1	515.0	B.2.4.5-3	10.40	8.20	0.00	0.00	0.00
N-3.60	B277	1501	VC0.5x1	540.8	B.2.4.5-3	10.60	8.20	0.00	0.00	0.00

CALLE 58 # 36-30 OF. 503 C.C. EL TALL 5545232 CEL. 313-7504395 - 317-4291593 e-mail wilfajar@hotmail.com

TABLE: Concrete Beam Summary - ACI 318-14

Story	Label	Unique Name	Design Section	Station	As Top Combo	As Top	As Bottom	At Shear	Al Torsion	At Torsion
				cm		cm²	cm²	cm²/cm	cm²	cm²/cm
N-3.60	B277	1501	VC0.5x1	566.5	B.2.4.5-3	10.70	8.20	0.00	0.00	0.00
N-3.60	B277	1501	VC0.5x1	566.5	B.2.4.5-3	10.70	8.30	0.00	0.00	0.00
N-3.60	B277	1501	VC0.5x1	592.3	B.2.4.5-3	11.00	8.30	0.00	0.00	0.00
N-3.60	B277	1501	VC0.5x1	618.0	B.2.4.5-3	11.40	6.50	0.00	0.00	0.00
N-3.60	B281	1502	VC0.5x1	0.0	B.2.4.5-3	12.50	7.10	0.03	0.00	0.00
N-3.60	B281	1502	VC0.5x1	49.7	B.2.4.5-3	13.80	11.30	0.03	0.00	0.00
N-3.60	B281	1502	VC0.5x1	49.7	B.2.4.5-3	13.90	11.40	0.03	0.00	0.00
N-3.60	B281	1502	VC0.5x1	99.3	B.2.4.5-3	15.30	11.40	0.03	0.00	0.00
N-3.60	B281	1502	VC0.5x1	99.3	B.2.4.5-3	15.40	11.50	0.02	0.00	0.00
N-3.60	B281	1502	VC0.5x1	149.0	B.2.4.2-2	15.40	11.50	0.03	0.00	0.00
N-3.60	B281	1502	VC0.5x1	149.0	B.2.4.2-2	15.40	11.60	0.01	0.00	0.00
N-3.60	B281	1502	VC0.5x1	198.7	B.2.4.2-2	15.40	11.60	0.01	0.00	0.00
N-3.60	B281	1502	VC0.5x1	198.7	B.2.4.2-2	15.40	11.60	0.01	0.00	0.00
N-3.60	B281	1502	VC0.5x1	223.5	B.2.4.2-2	15.40	11.60	0.01	0.00	0.00
N-3.60	B281	1502	VC0.5x1	223.5	B.2.4.2-2	15.40	11.70	0.12	0.00	0.00
N-3.60	B281	1502	VC0.5x1	248.3	B.2.4.5-8	13.90	11.70	0.11	0.00	0.00
N-3.60	B281	1502	VC0.5x1	248.3	B.2.4.5-8	13.10	11.80	0.17	0.00	0.00
N-3.60	B281	1502	VC0.5x1	298.0	B.2.4.5-8	11.80	11.80	0.17	0.00	0.00

CALLE 5B1 36-10 OF. 803 CALI TEL: 5545252 CEL: 313-7501393 / 3174391593, e-mail: wilfajar@hotmail.com

TABLE: Concrete Beam Summary - ACI 318-14

Story	Label	Unique Name	Design Section	Station	As Top Combo	As Top	As Bottom	At Shear	Al Torsion	At Torsion
				cm		cm^2	cm^2	cm^2/cm	cm^2	cm^2/cm
N-3.60	B281	1502	VC0.5x1	298.0	B.2.4.5-8	12.00	12.00	0.14	0.00	0.00
N-3.60	B281	1502	VC0.5x1	322.8	B.2.4.5-8	12.00	12.00	0.14	0.00	0.00
N-3.60	B281	1502	VC0.5x1	322.8	B.2.4.5-8	12.00	13.70	0.14	0.00	0.00
N-3.60	B281	1502	VC0.5x1	347.7	B.2.4.5-8	12.00	15.40	0.14	0.00	0.00
N-3.60	B281	1502	VC0.5x1	347.7	B.2.4.5-8	12.10	15.40	0.36	0.00	0.00
N-3.60	B281	1502	VC0.5x1	397.3	B.2.4.5-8	2.40	31.90	0.36	0.00	0.00
N-3.60	B1231	1475	VC0.5x1	50.0	B.2.4.5-3	2.20	23.60	0.34	0.00	0.00
N-3.60	B1231	1475	VC0.5x1	51.7	B.2.4.5-3	9.20	22.90	0.34	0.00	0.00
N-3.60	B1231	1475	VC0.5x1	51.7	B.2.4.5-3	10.20	22.20	0.35	0.00	0.00
N-3.60	B1231	1475	VC0.5x1	87.5	B.2.4.5-3	10.20	14.00	0.35	0.00	0.00
N-3.60	B1231	1475	VC0.5x1	87.5	B.2.4.5-3	10.20	11.50	0.10	0.00	0.00
N-3.60	B1231	1475	VC0.5x1	103.3	B.2.4.5-3	10.20	10.20	0.11	0.00	0.00
N-3.60	B1231	1475	VC0.5x1	103.3	B.2.4.5-3	10.10	10.10	0.14	0.00	0.00
N-3.60	B1231	1475	VC0.5x1	129.2	B.2.4.5-3	10.10	10.10	0.14	0.00	0.00
N-3.60	B1231	1475	VC0.5x1	155.0	B.2.4.5-3	10.10	10.10	0.14	0.00	0.00
N-3.60	B1231	1475	VC0.5x1	155.0	B.2.4.5-3	9.90	9.90	0.10	0.00	0.00
N-3.60	B1231	1475	VC0.5x1	180.8	B.2.4.5-3	11.90	9.90	0.11	0.00	0.00
N-3.60	B1231	1475	VC0.5x1	206.7	B.2.4.5-3	14.80	9.90	0.11	0.00	0.00

wilfaiar@hotmail.com

TABLE: Concrete Beam Summary - ACI 318-14

Story	Label	Unique Name	Design Section	Station	As Top Combo	As Top	As Bottom	At Shear	Al Torsion	At Torsion
				cm		cm²	cm²	cm²/cm	cm²	cm²/cm
N-3.60	B735	1479	VC0.5x1	67.5	B.2.4.5-3	2.10	2.20	0.02	0.00	0.00
N-3.60	B735	1479	VC0.5x1	93.3	B.2.4.5-3	2.00	2.00	0.02	0.00	0.00
N-3.60	B735	1479	VC0.5x1	119.2	B.2.4.5-3	2.00	2.00	0.02	0.00	0.00
N-3.60	B735	1479	VC0.5x1	119.2	B.2.4.5-3	2.00	2.00	0.01	0.00	0.00
N-3.60	B735	1479	VC0.5x1	120.0	B.2.4.5-3	2.00	2.00	0.01	0.00	0.00
N-3.60	B735	1479	VC0.5x1	120.0	B.2.4.5-3	2.00	2.00	0.01	0.00	0.00
N-3.60	B735	1479	VC0.5x1	145.4	B.2.4.5-3	2.00	2.00	0.01	0.00	0.00
N-3.60	B735	1479	VC0.5x1	170.8	B.2.4.5-3	2.00	2.00	0.02	0.00	0.00
N-3.60	B735	1479	VC0.5x1	170.8	B.2.4.5-3	2.10	2.10	0.01	0.00	0.00
N-3.60	B735	1479	VC0.5x1	196.7	B.2.4.5-3	2.10	2.10	0.02	0.00	0.00
N-3.60	B735	1479	VC0.5x1	222.5	B.2.4.5-3	2.10	2.10	0.02	0.00	0.00
N-3.60	B735	1479	VC0.5x1	222.5	B.2.4.5-3	2.10	2.10	0.01	0.00	0.00
N-3.60	B735	1479	VC0.5x1	240.0	B.2.4.5-3	2.10	2.10	0.02	0.00	0.00
N-3.60	B735	1479	VC0.5x1	240.0	B.2.4.5-3	2.20	2.20	0.02	0.00	0.00
N-3.60	B735	1479	VC0.5x1	274.2	B.2.4.5-3	2.20	2.20	0.02	0.00	0.00
N-3.60	B735	1479	VC0.5x1	274.2	B.2.4.5-3	2.30	2.30	0.02	0.00	0.00
N-3.60	B735	1479	VC0.5x1	300.0	B.2.4.5-3	2.30	2.30	0.02	0.00	0.00
N-3.60	B735	1479	VC0.5x1	325.8	B.2.4.5-3	2.30	2.30	0.01	0.00	0.00

CALLE 5BI 36-10 OF. 803 CALI TEL: 5545232, CEL: 313-7501595 / 3174391593, e-mail: wilfajar@hotmail.com

TABLE: Concrete Beam Summary - ACI 318-14

Story	Label	Unique Name	Design Section	Station	As Top Combo	As Top	As Bottom	At Shear	Al Torsion	At Torsion
				cm		cm^2	cm^2	cm^2/cm	cm^2	cm^2/cm
N-3.60	B735	1479	VC0.5x1	325.8	B.2.4.5-3	2.40	2.40	0.02	0.00	0.00
N-3.60	B735	1479	VC0.5x1	360.0	B.2.4.5-3	2.40	2.40	0.01	0.00	0.00
N-3.60	B735	1479	VC0.5x1	360.0	B.2.4.5-3	2.50	2.50	0.02	0.00	0.00
N-3.60	B735	1479	VC0.5x1	377.5	B.2.4.5-3	2.50	2.50	0.02	0.00	0.00
N-3.60	B735	1479	VC0.5x1	377.5	B.2.4.5-3	2.60	2.60	0.02	0.00	0.00
N-3.60	B735	1479	VC0.5x1	403.3	B.2.4.5-3	2.60	2.60	0.02	0.00	0.00
N-3.60	B735	1479	VC0.5x1	429.2	B.2.4.5-3	2.60	2.60	0.02	0.00	0.00
N-3.60	B735	1479	VC0.5x1	429.2	B.2.4.5-3	2.70	2.70	0.02	0.00	0.00
N-3.60	B735	1479	VC0.5x1	454.6	B.2.4.5-3	2.70	2.70	0.02	0.00	0.00
N-3.60	B735	1479	VC0.5x1	480.0	B.2.4.5-3	2.70	2.70	0.01	0.00	0.00
N-3.60	B735	1479	VC0.5x1	480.0	B.2.4.5-3	2.80	2.80	0.01	0.00	0.00
N-3.60	B735	1479	VC0.5x1	480.8	B.2.4.5-3	2.80	2.80	0.01	0.00	0.00
N-3.60	B735	1479	VC0.5x1	480.8	B.2.4.5-3	2.80	2.80	0.02	0.00	0.00
N-3.60	B735	1479	VC0.5x1	506.7	B.2.4.5-3	2.80	3.20	0.02	0.00	0.00
N-3.60	B735	1479	VC0.5x1	532.5	B.2.4.5-3	2.80	3.50	0.02	0.00	0.00
N-3.60	B735	1479	VC0.5x1	532.5	B.2.4.5-3	2.90	3.70	0.02	0.00	0.00
N-3.60	B735	1479	VC0.5x1	558.3	B.2.4.5-3	2.90	4.10	0.02	0.00	0.00
N-3.60	B735	1479	VC0.5x1	584.2	B.2.4.5-3	3.00	4.40	0.02	0.00	0.00

wilfajar@hotmail.com

TABLE: Concrete Beam Summary - ACI 318-14

Story	Label	Unique Name	Design Section	Station	As Top Combo	As Top	As Bottom	At Shear	Al Torsion	At Torsion
				cm		cm²	cm²	cm²/cm	cm²	cm²/cm
N-3.60	B735	1479	VC0.5x1	584.2	B.2.4.5-3	3.10	4.50	0.02	0.00	0.00
N-3.60	B735	1479	VC0.5x1	600.0	B.2.4.5-3	3.20	4.60	0.01	0.00	0.00
N-3.60	B735	1479	VC0.5x1	600.0	B.2.4.5-3	3.40	5.00	0.03	0.00	0.00
N-3.60	B735	1479	VC0.5x1	635.8	B.2.4.5-3	3.70	5.80	0.02	0.00	0.00
N-3.60	B735	1479	VC0.5x1	635.8	B.2.4.5-3	3.80	6.10	0.03	0.00	0.00
N-3.60	B735	1479	VC0.5x1	637.5	B.2.4.5-3	3.90	6.10	0.03	0.00	0.00
N-3.60	B739	1516	VC0.5x1	0.0	B.2.4.7-4	4.60	20.50	0.04	0.00	0.00
N-3.60	B739	1516	VC0.5x1	25.8	B.2.4.5-3	9.90	18.40	0.04	0.00	0.00
N-3.60	B739	1516	VC0.5x1	51.7	B.2.4.5-3	9.90	16.30	0.04	0.00	0.00
N-3.60	B739	1516	VC0.5x1	51.7	B.2.4.5-3	9.90	15.80	0.04	0.00	0.00
N-3.60	B739	1516	VC0.5x1	80.5	B.2.4.5-3	9.90	15.40	0.04	0.00	0.00
N-3.60	B739	1516	VC0.5x1	80.5	B.2.4.5-3	9.90	15.40	0.04	0.00	0.00
N-3.60	B739	1516	VC0.5x1	87.5	B.2.4.5-3	9.90	15.40	0.04	0.00	0.00
N-3.60	B739	1516	VC0.5x1	87.5	B.2.4.5-3	9.70	15.40	0.04	0.00	0.00
N-3.60	B739	1516	VC0.5x1	89.2	B.2.4.5-3	9.70	15.40	0.04	0.00	0.00
N-3.60	B739	1516	VC0.5x1	89.2	B.2.4.5-3	9.70	15.40	0.04	0.00	0.00
N-3.60	B739	1516	VC0.5x1	103.3	B.2.4.5-3	9.70	15.00	0.04	0.00	0.00
N-3.60	B739	1516	VC0.5x1	103.3	B.2.4.5-3	9.70	13.90	0.04	0.00	0.00

CALLE 5BI 36-10 OF. 803 CALI TEL: 5545222 CEL: 313-7501395 / 3174391593, e-mail: wilfajar@hotmail.com

TABLE: Concrete Beam Summary - ACI 318-14

Story	Label	Unique Name	Design Section	Station	As Top Combo	As Top	As Bottom	At Shear	Al Torsion	At Torsion
				cm		cm^2	cm^2	cm^2/cm	cm^2	cm^2/cm
N-3.60	B739	1516	VC0.5x1	140.9	B.2.4.5-3	9.70	10.40	0.04	0.00	0.00
N-3.60	B739	1516	VC0.5x1	140.9	B.2.4.5-3	9.70	9.70	0.04	0.00	0.00
N-3.60	B739	1516	VC0.5x1	155.0	B.2.4.5-3	9.70	9.70	0.04	0.00	0.00
N-3.60	B739	1516	VC0.5x1	155.0	B.2.4.5-3	9.50	9.50	0.04	0.00	0.00
N-3.60	B739	1516	VC0.5x1	193.7	B.2.4.5-3	9.50	9.50	0.04	0.00	0.00
N-3.60	B739	1516	VC0.5x1	193.7	B.2.4.5-3	9.90	9.50	0.04	0.00	0.00
N-3.60	B739	1516	VC0.5x1	206.7	B.2.4.5-3	10.10	9.50	0.04	0.00	0.00
N-3.60	B739	1516	VC0.5x1	206.7	B.2.4.5-3	10.20	9.50	0.04	0.00	0.00
N-3.60	B739	1516	VC0.5x1	207.5	B.2.4.5-3	10.20	9.50	0.04	0.00	0.00
N-3.60	B739	1516	VC0.5x1	207.5	B.2.4.5-3	10.50	9.40	0.04	0.00	0.00
N-3.60	B739	1516	VC0.5x1	232.9	B.2.4.5-8	12.00	9.40	0.04	0.00	0.00
N-3.60	B739	1516	VC0.5x1	258.3	B.2.4.5-8	13.70	9.40	0.04	0.00	0.00
N-3.60	B739	1516	VC0.5x1	258.3	B.2.4.5-8	14.00	9.30	0.04	0.00	0.00
N-3.60	B739	1516	VC0.5x1	281.8	B.2.4.5-8	14.50	9.30	0.04	0.00	0.00
N-3.60	B739	1516	VC0.5x1	281.8	B.2.4.5-8	15.20	9.30	0.04	0.00	0.00
N-3.60	B739	1516	VC0.5x1	310.0	B.2.4.5-8	15.40	9.30	0.04	0.00	0.00
N-3.60	B739	1516	VC0.5x1	310.0	B.2.4.5-8	15.40	9.30	0.04	0.00	0.00
N-3.60	B739	1516	VC0.5x1	327.5	B.2.4.5-8	15.40	9.30	0.04	0.00	0.00

CALLE 50 36-10 OF 303 CAL TEL 5545222 CEL 313-2004395 317-4291502 e-mail wilfajar@hotmail.com

TABLE: Concrete Beam Summary - ACI 318-14

Story	Label	Unique Name	Design Section	Station	As Top Combo	As Top	As Bottom	At Shear	Al Torsion	At Torsion
				cm		cm²	cm²	cm²/cm	cm²	cm²/cm
N-3.60	B739	1516	VC0.5x1	327.5	B.2.4.5-3	15.40	9.30	0.04	0.00	0.00
N-3.60	B739	1516	VC0.5x1	361.7	B.2.4.5-8	15.40	9.30	0.04	0.00	0.00
N-3.60	B739	1516	VC0.5x1	361.7	B.2.4.5-8	15.40	9.30	0.04	0.00	0.00
N-3.60	B739	1516	VC0.5x1	387.5	B.2.4.5-8	15.40	9.30	0.04	0.00	0.00
N-3.60	B739	1516	VC0.5x1	387.5	B.2.4.5-8	14.80	9.30	0.04	0.00	0.00
N-3.60	B739	1516	VC0.5x1	413.3	B.2.4.5-8	14.00	9.30	0.04	0.00	0.00
N-3.60	B739	1516	VC0.5x1	413.3	B.2.4.5-8	13.50	9.40	0.04	0.00	0.00
N-3.60	B739	1516	VC0.5x1	447.5	B.2.4.5-8	10.90	9.40	0.04	0.00	0.00
N-3.60	B739	1516	VC0.5x1	447.5	B.2.4.5-8	10.10	9.40	0.10	11.80	0.04
N-3.60	B739	1516	VC0.5x1	465.0	B.2.4.5-3	9.40	9.40	0.10	11.80	0.04
N-3.60	B739	1516	VC0.5x1	465.0	B.2.4.5-3	9.60	9.60	0.14	12.10	0.05
N-3.60	B739	1516	VC0.5x1	493.2	B.2.4.5-3	9.60	10.10	0.14	12.10	0.05
N-3.60	B739	1516	VC0.5x1	493.2	B.2.4.5-3	9.60	14.80	0.10	12.10	0.05
N-3.60	B739	1516	VC0.5x1	516.7	B.2.4.5-3	9.60	15.40	0.10	12.10	0.05
N-3.60	B739	1516	VC0.5x1	516.7	B.2.4.5-3	9.80	16.10	0.29	13.40	0.05
N-3.60	B739	1516	VC0.5x1	542.1	B.2.4.5-3	9.80	23.80	0.29	13.40	0.05
N-3.60	B739	1516	VC0.5x1	567.5	B.2.4.5-3	9.80	31.90	0.29	13.40	0.05
N-3.60	B739	1516	VC0.5x1	567.5	B.2.4.5-3	9.90	33.50	0.00	56.40	0.21

TABLE: Concrete Beam Summary - ACI 318-14

Story	Label	Unique Name	Design Section	Station	As Top Combo	As Top	As Bottom	At Shear	Al Torsion	At Torsion
				cm		cm^2	cm^2	cm^2/cm	cm^2	cm^2/cm
N-3.60	B739	1516	VC0.5x1	568.3	B.2.4.5-3	9.90	33.50	0.00	56.40	0.21
N-3.60	B739	1516	VC0.5x1	568.3	B.2.4.5-3	9.90	36.80	0.04	58.40	0.22
N-3.60	B739	1516	VC0.5x1	581.2	B.2.4.5-3	9.90	39.30	0.04	58.40	0.22
N-3.60	B739	1516	VC0.5x1	581.2	B.2.4.5-3	9.90	46.70	0.00	58.40	0.22
N-3.60	B739	1516	VC0.5x1	586.0	B.2.4.5-3	9.90	46.90	0.00	58.40	0.22
N-3.60	B739	1516	VC0.5x1	586.0	B.2.4.5-3	11.60	17.80	0.04	0.00	0.00
N-3.60	B739	1516	VC0.5x1	620.0	B.2.4.5-3	11.60	17.80	0.04	0.00	0.00
N-3.60	B739	1516	VC0.5x1	620.0	B.2.4.5-3	11.70	17.30	0.04	0.00	0.00
N-3.60	B739	1516	VC0.5x1	645.8	B.2.4.5-3	11.70	17.30	0.04	0.00	0.00
N-3.60	B739	1516	VC0.5x1	671.7	B.2.4.5-3	11.70	17.20	0.04	0.00	0.00
N-3.60	B739	1516	VC0.5x1	671.7	B.2.4.5-3	11.60	17.60	0.04	0.00	0.00
N-3.60	B739	1516	VC0.5x1	687.5	B.2.4.5-3	11.60	17.30	0.04	0.00	0.00
N-3.60	B739	1516	VC0.5x1	687.5	B.2.4.5-3	11.80	18.00	0.04	0.00	0.00
N-3.60	B739	1516	VC0.5x1	704.5	B.2.4.5-3	11.80	18.40	0.04	0.00	0.00
N-3.60	B739	1516	VC0.5x1	704.5	B.2.4.5-3	11.60	18.50	0.04	0.00	0.00
N-3.60	B739	1516	VC0.5x1	723.3	B.2.4.5-3	11.60	18.60	0.04	0.00	0.00
N-3.60	B739	1516	VC0.5x1	723.3	B.2.4.5-3	11.90	19.30	0.04	0.00	0.00
N-3.60	B739	1516	VC0.5x1	749.2	B.2.4.5-3	11.90	19.40	0.04	0.00	0.00

CALLE 3BI 36-10 OF. 805 CALI TEL: 5545232 CEL. 313-7594395 317439159 3 e-mail: wilfajar@hotmail.com

TABLE: Concrete Beam Summary - ACI 318-14

Story	Label	Unique Name	Design Section	Station	As Top Combo	As Top	As Bottom	At Shear	Al Torsion	At Torsion
				cm		cm²	cm²	cm²/cm	cm²	cm²/cm
N-3.60	B739	1516	VC0.5x1	775.0	B.2.4.7-4	7.00	19.50	0.04	0.00	0.00
N-3.60	B284	1607	VC0.5x1	0.0	B.2.4.5-3	5.50	4.20	0.04	0.00	0.00
N-3.60	B284	1607	VC0.5x1	45.3	B.2.4.5-3	5.30	4.30	0.04	0.00	0.00
N-3.60	B284	1607	VC0.5x1	45.3	B.2.4.5-3	4.30	4.30	0.04	0.00	0.00
N-3.60	B284	1607	VC0.5x1	94.4	B.2.4.5-3	4.30	4.30	0.04	0.00	0.00
N-3.60	B284	1607	VC0.5x1	94.4	B.2.4.5-3	4.30	4.30	0.04	0.00	0.00
N-3.60	B284	1607	VC0.5x1	143.5	B.2.4.5-3	4.30	4.30	0.04	0.00	0.00
N-3.60	B284	1607	VC0.5x1	143.5	B.2.4.5-3	4.50	4.80	0.04	0.00	0.00
N-3.60	B284	1607	VC0.5x1	192.6	B.2.4.5-3	4.50	4.90	0.04	0.00	0.00
N-3.60	B284	1607	VC0.5x1	192.6	B.2.4.5-3	5.00	6.70	0.04	0.00	0.00
N-3.60	B284	1607	VC0.5x1	241.8	B.2.4.5-3	5.00	6.90	0.04	0.00	0.00
N-3.60	B284	1607	VC0.5x1	241.8	B.2.4.5-3	6.20	9.20	0.04	0.00	0.00
N-3.60	B284	1607	VC0.5x1	277.5	B.2.4.5-3	6.20	9.30	0.04	0.00	0.00
N-3.60	B284	1607	VC0.5x1	277.5	B.2.4.5-3	3.30	7.30	0.04	0.00	0.00
N-3.60	B284	1607	VC0.5x1	290.0	B.2.4.5-3	1.90	7.30	0.04	0.00	0.00
N-3.60	B285	1525	VC0.5x1	50.0	B.2.4.7-8	9.40	10.30	0.04	0.00	0.00
N-3.60	B285	1525	VC0.5x1	51.5	B.2.4.5-8	9.50	10.20	0.04	0.00	0.00
N-3.60	B285	1525	VC0.5x1	51.5	B.2.4.7-8	10.40	11.10	0.04	0.00	0.00

TABLE: Concrete Beam Summary - ACI 318-14

Story	Label	Unique Name	Design Section	Station	As Top Combo	As Top	As Bottom	At Shear	Al Torsion	At Torsion
				cm		cm²	cm²	cm²/cm	cm²	cm²/cm
N-3.60	B285	1525	VC0.5x1	98.2	B.2.4.5-8	12.60	7.70	0.04	0.00	0.00
N-3.60	B285	1525	VC0.5x1	98.2	B.2.4.5-8	12.50	7.60	0.04	0.00	0.00
N-3.60	B285	1525	VC0.5x1	147.4	B.2.4.5-8	13.40	4.50	0.04	0.00	0.00
N-3.60	B285	1525	VC0.5x1	147.4	B.2.4.5-8	13.30	4.60	0.04	0.00	0.00
N-3.60	B285	1525	VC0.5x1	196.5	B.2.4.5-8	11.90	4.60	0.04	0.00	0.00
N-3.60	B285	1525	VC0.5x1	196.5	B.2.4.5-8	11.80	4.60	0.09	0.00	0.00
N-3.60	B285	1525	VC0.5x1	245.6	B.2.4.5-8	9.20	4.60	0.08	0.00	0.00
N-3.60	B285	1525	VC0.5x1	245.6	B.2.4.5-8	9.30	4.70	0.08	0.00	0.00
N-3.60	B285	1525	VC0.5x1	277.5	B.2.4.5-8	11.00	4.70	0.08	0.00	0.00
N-3.60	B285	1525	VC0.5x1	277.5	B.2.4.5-8	11.20	4.80	0.14	0.00	0.00
N-3.60	B285	1525	VC0.5x1	294.7	B.2.4.5-8	11.90	5.90	0.14	0.00	0.00
N-3.60	B285	1525	VC0.5x1	294.7	B.2.4.7-8	12.10	6.70	0.28	0.00	0.00
N-3.60	B285	1525	VC0.5x1	343.8	B.2.4.7-8	15.40	15.40	0.28	0.00	0.00
N-3.60	B285	1525	VC0.5x1	343.8	B.2.4.7-8	15.40	15.50	0.27	0.00	0.00
N-3.60	B285	1525	VC0.5x1	392.9	B.2.4.7-8	18.30	31.20	0.27	0.00	0.00
N-3.60	B285	1525	VC0.5x1	392.9	B.2.4.7-8	18.70	32.00	0.04	0.00	0.00
N-3.60	B285	1525	VC0.5x1	395.0	B.2.4.7-8	18.70	32.10	0.04	0.00	0.00
N-3.60	B285	1525	VC0.5x1	395.0	B.2.4.5-3	8.00	4.80	0.04	0.00	0.00

CALLE 501 36-10 OF. 802 CALI TEL: 5545252 CEL: 313-7504395 - 317-1291593 e-mail: wilfajar@hotmail.com

TABLE: Concrete Beam Summary - ACI 318-14

Story	Label	Unique Name	Design Section	Station	As Top Combo	As Top	As Bottom	At Shear	Al Torsion	At Torsion
				cm		cm²	cm²	cm²/cm	cm²	cm²/cm
N-3.60	B285	1525	VC0.5x1	442.1	B.2.4.5-3	7.90	4.80	0.04	0.00	0.00
N-3.60	B285	1525	VC0.5x1	442.1	B.2.4.5-3	6.70	4.70	0.04	0.00	0.00
N-3.60	B285	1525	VC0.5x1	491.2	B.2.4.5-3	6.60	4.70	0.04	0.00	0.00
N-3.60	B285	1525	VC0.5x1	491.2	B.2.4.5-3	5.70	4.70	0.04	0.00	0.00
N-3.60	B285	1525	VC0.5x1	495.0	B.2.4.5-3	5.70	4.30	0.04	0.00	0.00

CALLE 38J 36-10 OF. 303 C. ALI TEL: 3545232 CEL: 313-7504395 / 3174391593, e-mail: wilfajar@hotmail.com

12. Diseño de cada conexión F.3.4.2, presentar la precalificación de acuerdo a F.3.11.1, Presentar índices de estructura metálica para cada miembro según F.3 NSR-10.

Respuesta:
Se han diseñado todas las conexiones metálicas del proyecto acorde a lo estipulado en el titulo **F.2.10 (REQUISITOS GENERALES)** dado que los elementos metálicos del proyecto no hacen parte del sistema de resistencia sísmica por lo cual no es de aplicación las provisiones el título F.3, se siguieron los lineamientos del título F.2 para la determinación de la carga ultima de diseño basado en un análisis de conexiones plástico, las conexiones son precalificadas tipo plata banda y END PLATES su diseño se realizó siguiendo lo estipulado en el titulo F y la normativa de conexiones precalificadas de AISC.

En la memoria de cálculo de las rampas se encuentra una tabla donde se presenta el índice de sobre esfuerzo de cada uno de los elementos que componen la estructura metálica de las 4 pasarelas.

13. En zonas de amenaza sísmica intermedia, deben tenerse en cuenta efectos de los movimientos sísmicos verticales en voladizos, considerando una fuerza vertical ascendente o descendente, en la punta del elemento con un valor igual al 15% de carga muerta en el voladizo. A.3.6.13 NSR-10.

Respuesta:
En la modelación estructural, se tuvo en cuenta esta fuerza, como una carga distribuida pesudo estática equivalente a15% de la aceleración vertical aplicada en los extremos de los voladizos. También se incluyó este caso en las combinaciones de carga.

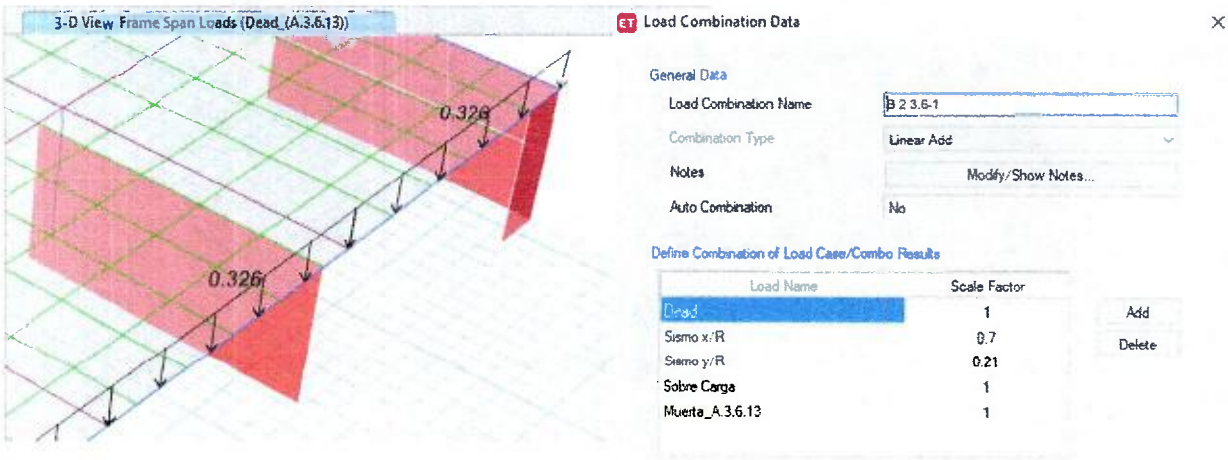

CALLE 58A 46-10 OF. 803 CALI TEL. 5545232 CEL. 313-7561395 - 317-4291593 e-mail: wilfajar@hotmail.com

14. Los pórticos especiales resistentes a momentos DES, deben cumplir con C.21.5 a C.21.8. Los muros estructurales con capacidad especial de disipación de energía DES, deben cumplir con C.21.9.

Respuesta:
Los despieces tanto para columnas y vigas cumplen con lo presente en C.21.5 a C.21.8, esta revisión está presente capítulo de diseño de columnas y vigas de la memoria de cálculos, Los diseños de muros estructurales cumplen con lo estipulado en el apartado C.21 del código NSR-10.

15. Firmas por parte de los profesionales en original, falta despiece de dos tanques de agua, despieces de rampas sobre terreno con los respectivos niveles por las inclinaciones del terreno

Respuesta:
Se pone firma de los profesionales en planos, los tanques de agua son de fibra de vidrio, los detalles del muros divisorios y de cerramiento se encuentran el plano 33, se adicionan los detalles de otros elementos no estructurales en plano 34, como cerramiento cancha de cubierta, cerramiento externo, machones de mampostería descolgado, las rampas externas van sobre tierra, no el detalle con su refuerzo se encuentra en plano 33 y 34 Notas genrales y elementos no estructurales

16. Estructura Metálica E-29: Planos y especificaciones según F.3.1.5, presentar relación ancho-espesor Tabla F.3.4-1, Diseño de cada conexión F.3.4.2, Presentar la precalificación de acuerdo F.3.11.1, presentar índices de estructura metálica para cada miembro.

Respuesta:
Se han diseñado todas las conexiones metálicas del proyecto acorde a lo estipulado en el titulo **F.2.10 (REQUISITOS GENERALES)** dado que los elementos metálicos del proyecto no hacen parte del sistema de resistencia sísmica por lo cual no es de aplicación las provisiones el titulo F.3, se siguieron los lineamientos del título F.2 para la determinación de la carga ultima de diseño basado en un análisis de conexiones plástico, las conexiones son precalificadas tipo plata banda y end plates su diseño se realizó siguiendo lo estipulado en el titulo F y la normativa de conexiones precalificadas de AISC. Se complementa cuadro de especificaciones, los ISE se encuentran en la memoria de cálculo. Ver anexo 9.2 adjunto. Todas las vigas usadas cumplen la ralción de PLP y PLA. A continuación, se presenta la revisión para la IPE300.

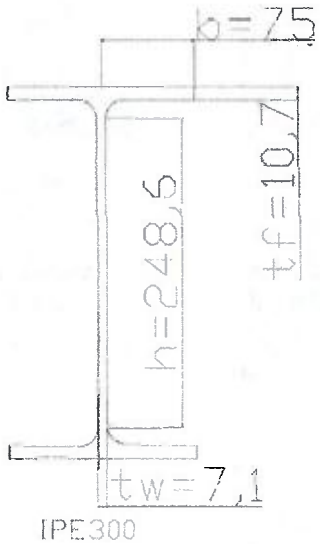

Perfil IPE300 medidas en mm

Valores límites de relación Ancho a espesor para elementos de miembros a compresión en miembros a flexión. Tabla F.2.2.4-1a

Aletas

	Caso	Descripción del Elemento	Relación Ancho a Espesor	Valores límite de la relación ancho/espesor		Ejemplos
				λ_p (compacto/no compacto)	λ_r (no compacto/Esbelto)	
	10	Aletas de perfiles laminados en I, canales y secciones en T	b/t	$0.38\sqrt{E/F_y}$	$1.0\sqrt{E/F_y}$	

CALLE 38 # 36-40 OF. 503 CAL TEL: 5545332 CEL: 318-7504395 - 317-4391593 e-mail: wilfajar@hotmail.com

Caso	Descripción del elemento	Relación ancho espesor	valores limite relación ancho/espesor	
			λp(compacto/no compacto)	λr(no esbelto/esbelto)
10	Aletas de perfiles laminados en I, canales y secciones en T.	7.009345794	9.575099983	25.19763153

Es un elemento compacto no esbelto

Alma

15	Almas de perfiles en I de simetría doble y canales	h/t_w	$3.76\sqrt{E/F_y}$	$5.70\sqrt{E/F_y}$	

15	Almas de perfiles en I de simetría doble y canales.	35.01408451	94.74309457	143.6264997

De igual forma se revisan la relación ancho espesor del perfil sometido a compresión axil

Valores límites de relación Ancho a espesor para elementos de miembros a compresión axial. Tabla F.2.2.4-1a

Aletas

Caso	Descripción del Elemento	Relación Ancho a Espesor	Valores limite de la relación ancho/espesor	Ejemplos
			λ_r (no esbelto/esbelto)	
1	Aletas de perfiles laminados en I, platinas salientes en perfiles laminados en I, aletas salientes de pares de ángulos en contacto continuo, aletas de canales y aletas de secciones en T	b/t	$0.56\sqrt{E/F_y}$	

Caso	Descripción del elemento	Relación ancho espesor	valores limite relación ancho/espesor
			λr(no esbelto/esbelto)
1	Aletas de perfiles laminados en I, platinas salientes en perfiles laminados en I, aletas salientes pares de ángulos en contacto continuo, aletas de canales y aletas de secciones en T.	7.009345794	14.11067366

Elemento no esbelto

Almas

5	Almas de perfiles en I de simetría doble y almas de canales	h/t_w	$1.49\sqrt{E/F_y}$	

5	Almas de perfiles en I de simetría doble y almas de canales.	35.01408451	37.54447099

Elemento no esbelto

Tabla F.3.4-1. Valores limite de la relación Ancho-espesor para elementos a compresión

Un perfil de acero satisface los requisitos de relaciones ancho-espesor cuando este valor es menor a los límites expuestos en la siguiente tabla, cuyos requisitos se encuentran en las provisiones sísmicas para estructuras de acero (capítulo F.3 del NSR-10) y en el AISC 341-10.

En aquellos casos en que los límites de las relaciones ancho-espesor están afectados por la carga axial a compresión requerida P_u, el elemento satisface las relaciones ancho espesor cuando el valor de P_u es menor a P_{umax} de acuerdo con los requisitos de ductilidad requeridos para cada sistema estructural (alta o moderada). Se calcula el Ca= $P_u/ØP_y$>. El valor de $ØP_y$ también esta tabulado para cada perfil. Perfil fue calculado para una resistencia a la fluencia del acero de 50ksi (F_y=350MPa).

Límites de relación ancho-espesor			
SISTEMA		Patín $\left(\frac{b_f}{2t_f}\right)$	Alma $\left(\frac{T}{t_w}\right)$
PRM-DES	Vigas	$0.30\sqrt{E/F_y}$	$0.77\sqrt{E/F_y}(2.93 - P_u/Ø_bP_y) \geq 1.49\sqrt{E/F_y}$
	Columnas	$0.30\sqrt{E/F_y}$	$0.77\sqrt{E/F_y}(2.93 - P_u/Ø_bP_y) \geq 1.49\sqrt{E/F_y}$
PRM-DMO	Vigas	$0.38\sqrt{E/F_y}$	$1.12\sqrt{E/F_y}(2.33 - P_u/Ø_bP_y) \geq 1.49\sqrt{E/F_y}$
	Columnas	$0.38\sqrt{E/F_y}$	$1.12\sqrt{E/F_y}(2.33 - P_u/Ø_bP_y) \geq 1.49\sqrt{E/F_y}$

CALLE 50 B 36-20 OF. 505 CALI PH.: 5545232 CEL: 313-7501595 317-3301595. e-mail: wilfajar@hotmail.com

d	0.3	m
b	0.15	m
tf	0.0107	m
tw	0.0071	m
h	0.2486	m
E	200000	Mpa
Fy	315	Mpa
Pu	1315	Kn
Ry	0.0335	m
Ag	5380	mm2
ϕb	0.9	
Py	1694.7	Kn
Peso	42.233	kg

Patin con F.3.4-1 DMO

Relacion	
b/tf	7.009345794
λr	9.575099983
Revision	Seccion compacta

Alma con F.3.4-1 DMO

Relacion	
H/tw	35.01408451
Ca	0.862165051
λa	41.42427991
Revision	Seccion compacta

17. Falta plano estructural 30, Plano E-33, completar planos de elementos no estructurales, detalle de machones y ventanerias presentes en fachada, indicar el valor de coeficiente de importancia según el uso, y el grado de desempeño, este plano lo debe firmar el constructor responsable que suscribe el formulario

Respuesta:
En total son 61 PLANOS con los ajsutes solicitados, el consecutivo de la numeración llega hasta 59, pero hay dos planos adicionales que corresponden al 10A y 25ª. El plano 30 corresponde a la rampa de acceso al sótano. Los elementos no estructurales con lo solicitado, se encuentran en el plano 55 a 59, cerramiento cancha de cubierta, cerramiento externo, machones de mampostería descolgado, las rampas externas van sobre tierra, cortasoles metálicos de fachada y muros de cerramiento internos y de fachada.

18. E-02/13-14 no se observan las cargas muertas y propiedades de placa, vgcim 4-5 no se indica en planta,vcm verificar ejes en despiece no corresponde, Faltan despieces de viguetas placa cimentación vtc, detalle estructural de muro de contención, presentar calculo de esbeltez para las vigas de cimentación revisar si 2#4 es el requerido, en contiene edificio A indicar niveles en despieces -3.60.

Respuesta:
En el cuadro de especificaciones se presentan las propiedades de los concretos, las viguetas no hacen parte del sistema de resistencia sísmica, debido a que únicamente transfieren cargas verticales a las vigas principales de la cimentación. Se corrigen las observaciones presentadas en planos estructurales.

19. E-01/15, Las secciones indicadas en despieces, no corresponden con planta 1.75, falta despiece viga sobre pantalla foso ascensor, faltan despieces de vta 20x90, detalle de muro de contención, indicar refuerzo constructivo por esbeltez en cortes de vigas, el vacío del foso de ascensor no puede atravesar la viga 12 ajustar r4evisar esto en todas las plantas
Respuesta:
Se corrigen observaciones presentadas en planos estructurales, la viga 12 es indispensable para amarrar el pórtico de concreto de esa zona.

20. E01/12 revisar despiece de vcim8 no corresponde, no se observan cargas muertas, falta despieces de viguetas vtc25x1mts, refuerzo constructivo por esbeltez revisar, colocar nivel -1.75 en contiene.
Respuesta:
Se corrigen observaciones presentadas en planos estructurales, la viga 12 es indispensable para amarrar el pórtico de concreto de esa zona. Las viguetas 25x1m, no hacen parte del sistema de resistencia sísmica, toda vez que en el modelo estructural se modificaron las propiedades de estos elementos, para que únicamente transfirieran cargas verticales a las vigas principales. Por tal razón, estos elementos tienen un refuerzo corrido, tal como se presenta en los planos.

21. E03/15 revisar los niveles en despiece 1.75/1.85, 3.75/3.50 correspondiente con los indicados en planta, faltan despiece de viguetas nivel 1.85,3.75, 3.75 vg21 no se indica en planta y no coincide despiece.
Respuesta:
Se corrigen observaciones presentadas en planos estructurales. Las viguetas VTA 20x90cm, no hacen parte del sistema de resistencia sísmica, toda vez que en el modelo estructural se modificaron las propiedades de estos elementos, para que únicamente transfirieran cargas verticales a las vigas principales. Por tal razón, estos elementos tienen un refuerzo corrido, tal como se presenta en los planos.

22. E04/16 revisar niveles plantas despieces 6.10/6, 8.70/8.50 VG 55ª VG63A no se indica en planta, faltan VTA.
Respuesta:
Se corrigen observaciones presentadas en planos estructurales

23. E-05/E16-E-17 Revisar niveles 10.35/10.25, 12.35/12.00 faltan VTA, despiece100 cortado

Respuesta:
Se corrigen observaciones presentadas en planos.

CALLE 30C 36-10 OF 803 CALI TEL: 5565232 CEL: 313-7591393 - 317-4391591 e-mail: wilfajar@hotmail.com

24. E-11-10 no se observan las cargas muertas, vivas, cuadro de coeficiente disipación
Respuesta:
La información requerida si esta presente en los planos indicados.

25. E-06 14.00/16.00, E-07 17.65/19.65, 21.30/24.40, Faltan despieces de entrepiso de los niveles indicados anteriormente favor aclarar, y si tipifica colocar el nivel en despieces, del nivel 24.40mts faltan despieces de vigas metálicas IPE no cumple el chequeo ancho-espeso, cambiar elemento, detalles del stell-deck con sus respectivas especificaciones

Respuesta:
Se corrigen observaciones presentadas en planos.

26. Plano E01: La excentricidad de las vigas respecto a las columnas no debe ser mayor que el 25% del ancho del apoyo, medido en la dirección perpendicular a la dirección del eje longitudinal de la viga, revisar el eje E-8 para cumplir con lo requerido en el capítulo C.21.3 de la NSR-10 ver eje A'', VG8, aclara la altura de la viga esta debería ser de 0.6 e indica 0.9 ver tabla C.9.5 NSR-10, se debe modificar el nombre del arranque y llegada de escalera para ambos edificios.

Respuesta:
El C.21.3.4.2 es para vigas con DMO, para el diseño estructural se utilizó el C.21.5 elementos a flexión DES, por lo tanto, ese apartado del NSR10 no aplica. La VG8 es de altura 90 cm, como se ve en planta N+0.0 y en el cajón de despiece, igual a toda la altura de placa. Se indica en plano el nombre de las vigas de arranque y llegada de todas las vigas de la escalera para ambos edificios

27. Plano E:02 Colocar doble refuerzo constructivo en vigas de cimentación de altura 1mts, falta despiece de dado 1.50x1.05 en el edificio B, el borde de placa no coincide con arquitectura, ajustar. Anexar cálculo de deflexiones.

Respuesta:
Este refuerzo constructivo aparece en la sección transversal de la viga, y también esta en los cajones de los despieces y corresponde a un refuerzo de 2 barras #4. El dado 1.5x1.05, corresponde a un error de dibujo, dado que únicamente se proyectan dados de 1.50x1.50 y 1.0x1.0.

También se revisó y se actualizó el borde de placa para que coincidiera con los planos arquitectónicos. Se colocó refuerzo constructivo a media altura de viga, ver planos 15,16 y 17 despieces de vigas aéreas.

CALLE 5BI 36-10 OF. 503 CALI TEL: 5545232 - CEL: 313-7504395 - 317-4391593 e-mail: wilfajar@hotmail.com

Verificación Deflexiones Edificio A (Ejes 6c-10)

Se tomará en cuenta, la deflexión en viga principal central y vigas de voladizo críticas.

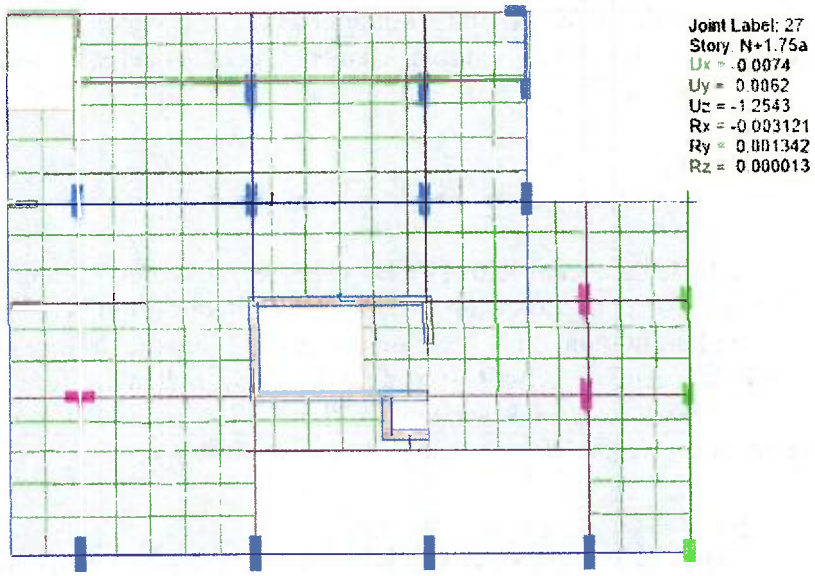

L/480=710/480=1.48cm

Deflexión: D+L=1.25cm

1.25cm < 1.48cm

Cumple

Deflexión a Largo Plazo			
ρ=	0.005	$\lambda_\Delta = \dfrac{\xi}{1+50\rho'}$	
t > 5años ξ=	2		
$\lambda\Delta$=	1.6		
Δmuerta=	0.73 cm	Δmuerta*$\lambda\Delta$=	1.17 cm

CALLE 50E 36-30 OF. 503 CAI TEL: 5545232 CEL: 313-7501395 - 3174291593 e-mail: wilfajar@hotmail.com

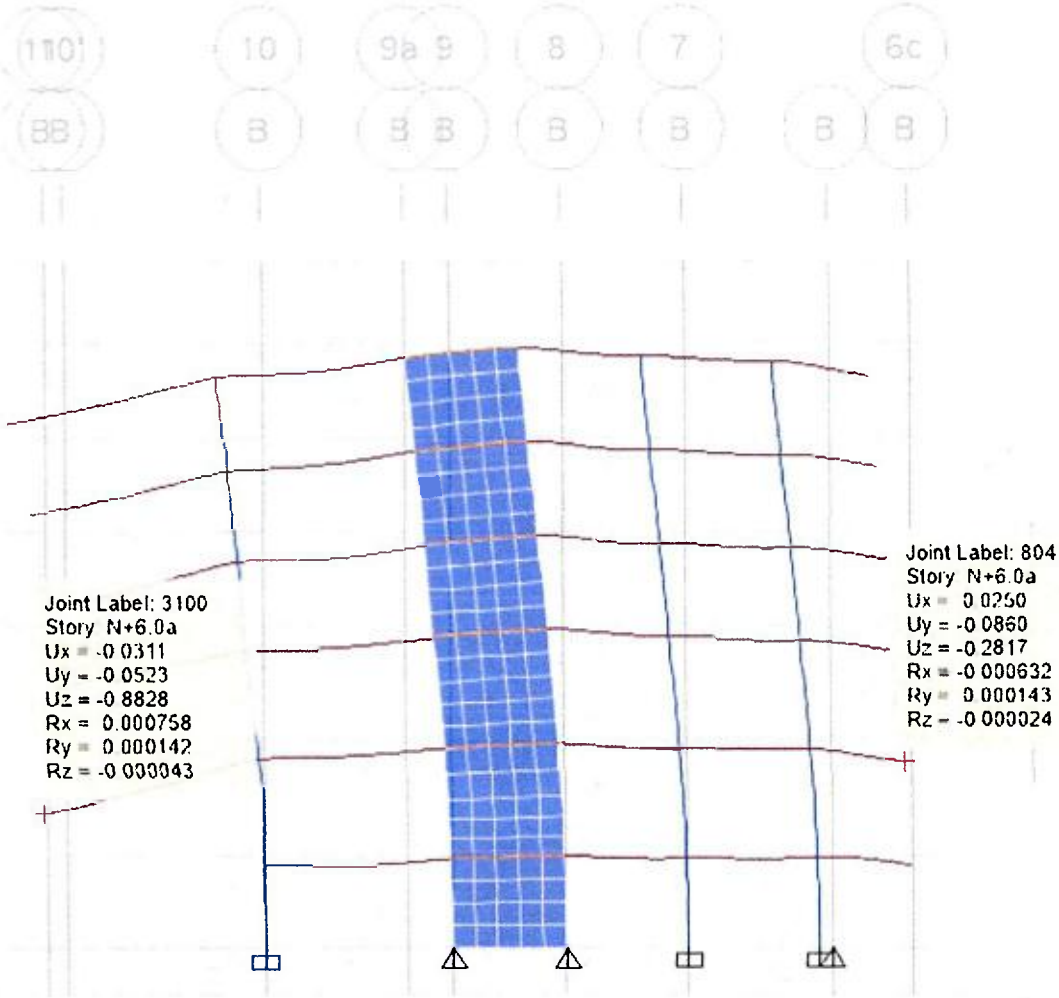

Deflexión en join 3100 (-0.88 cm) y join 804 (-0.28 cm) por cargas muertas

Deflexión a Largo Plazo	
ρ= 0.0036	$\lambda_\Delta = \dfrac{\xi}{1+50\rho'}$
t > 5años ξ= 2	
λΔ= 1.7	
Δmuerta= 0.88 cm	Δmuerta*λΔ= 1.49 cm

Deflexión a Largo Plazo	
ρ= 0.006	$\lambda_\Delta = \dfrac{\xi}{1+50\rho'}$
t > 5años ξ= 2	
λΔ= 1.5	
Δmuerta= 0.28 cm	Δmuerta*λΔ= 0.43 cm

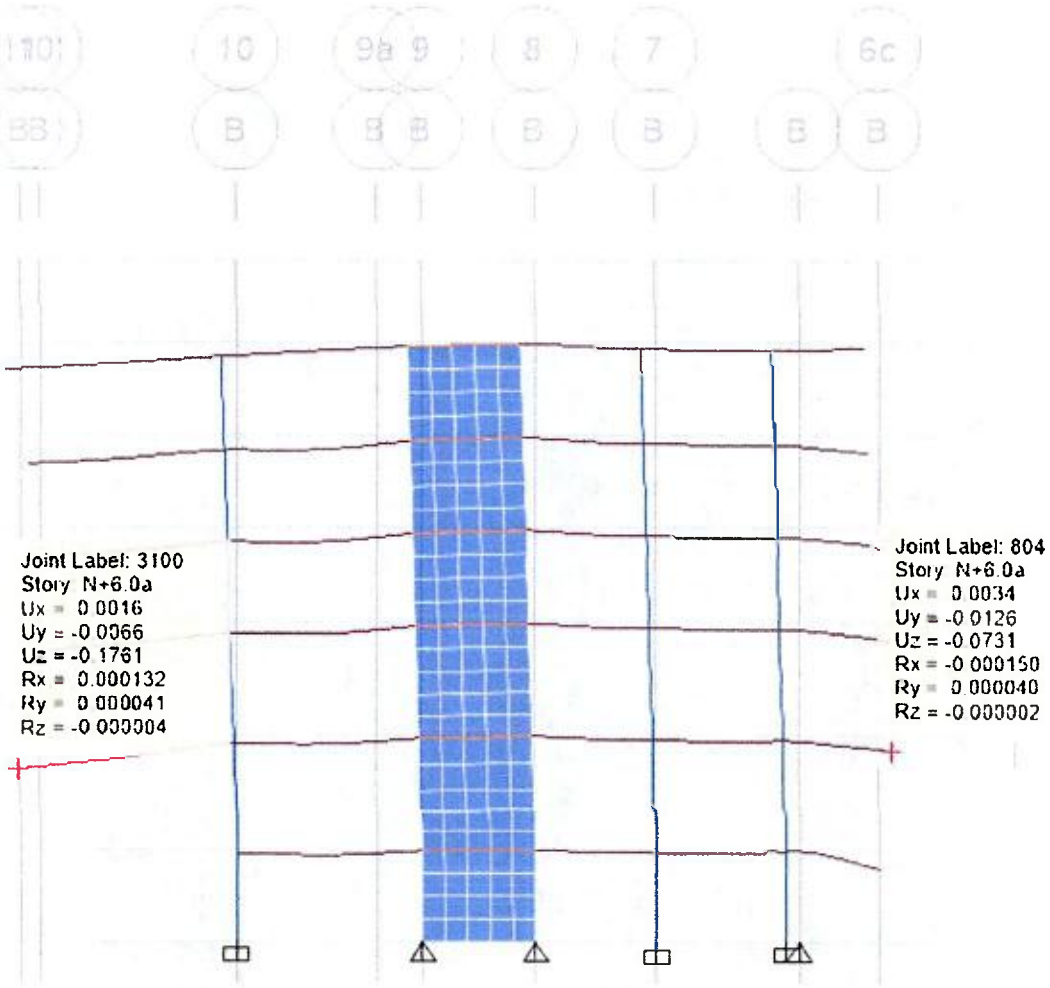

Deflexión en join 3100 (-0.17 cm) y join 804 (-0.07 cm) por cargas vivas

CALLE 202 36-10 OF. 803 CALI TEL: 5545252 CEL: 313-7504395 - 317-4291592 e-mail: wilfaiar@hotmail.com

Join 305:

Longitud de la viga: 800cm
Deflexión D: -0.88cm
Deflexión L: -0.17cm
Deflexión D+L: -1.15cm

Deflexión admisible:

$0.17cm \leq \frac{l}{360} = \frac{800}{360} = 2.2cm$: *Cumple*

$1.15\ cm \leq \frac{l}{480} = \frac{800}{480} = 1.17cm$: *Cumple*

Join 163:

Longitud de la viga: 298cm
Deflexión D: -0.28cm
Deflexión L: -0.07cm
Deflexión D+L: -0.35cm

Deflexión admisible:

$0.07cm \leq \frac{l}{360} = \frac{298}{360} = 0.82cm$: *Cumple*

$0.35cm \leq \frac{l}{480} = \frac{298}{480} = 0.62cm$: *Cumple*

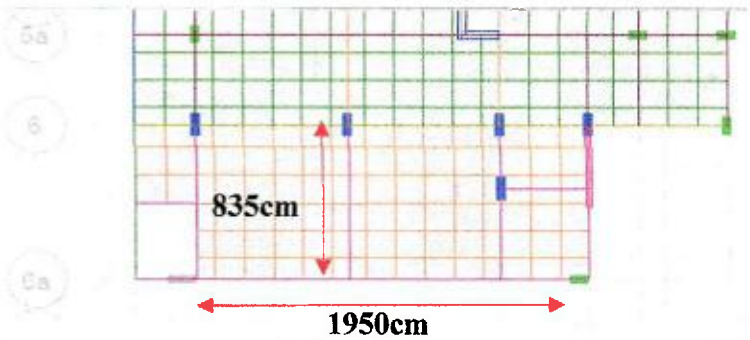

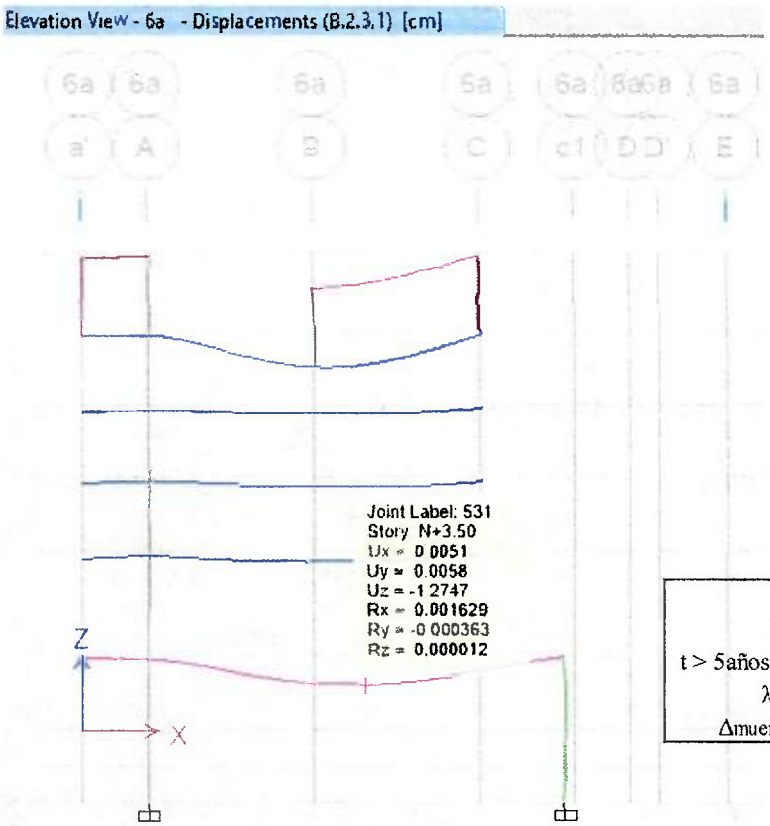

Deflexión a Largo Plazo

$\rho = 0.0032$

$t > 5$años $\xi = 2$

$\lambda_\Delta = 1.7$

$\lambda_\Delta = \frac{\xi}{1 + 50\rho'}$

Δmuerta= 1.27 cm

Δmuerta*$\lambda\Delta$= 2.19 cm

Deflexión en join 531 por cargas muertas -1.27cm

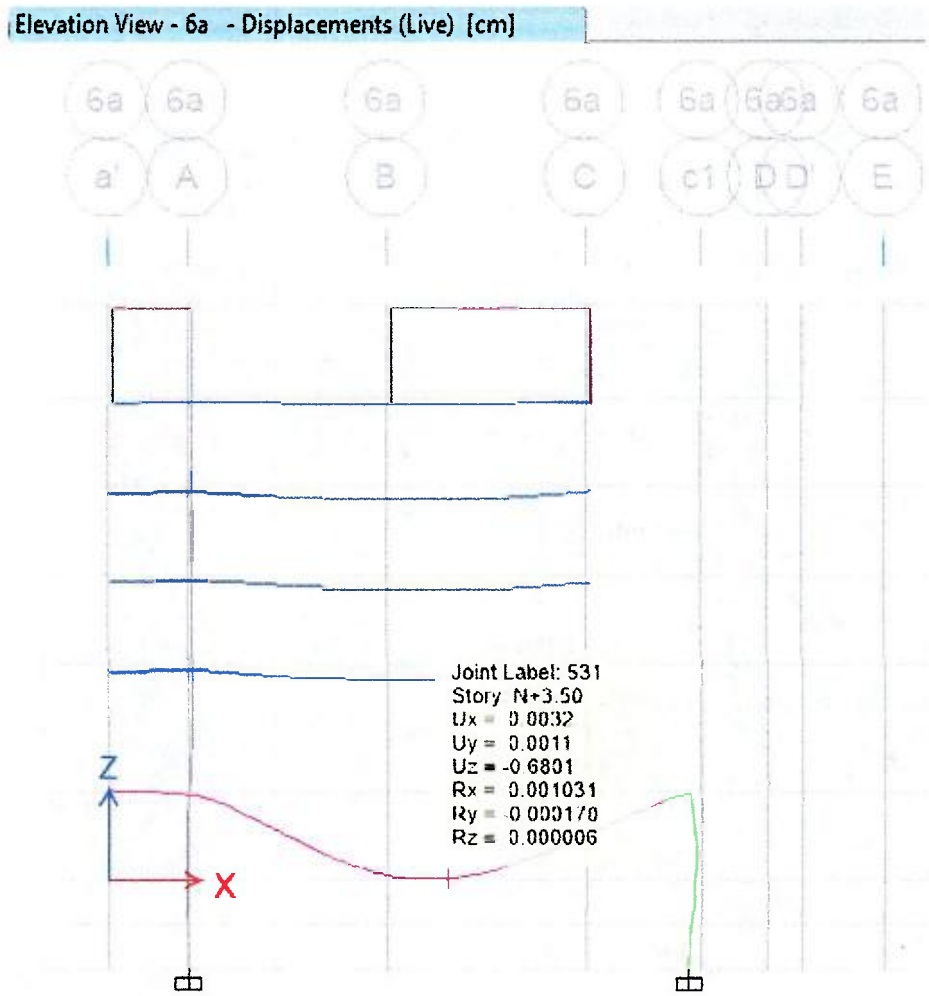

Deflexión en join 531 por carga viva -0.68cm

Long. Viga 6a (A-D): 1950cm
Deflexión D: -1.27cm
Deflexión L: -0.68cm
Deflexión D+L: -1.95cm

Deflexión admisible:

$0.68cm \leq \frac{l}{360} = \frac{1950}{360} = 5.4cm$: *Cumple*

$1.95\ cm \leq \frac{l}{240} = \frac{1950}{240} = 8.13cm$: *Cumple*

Long. viga: B (5-6a): 835cm
Deflexión D: -1.27cm
Deflexión L: -0.68cm
Deflexión D+L: -1.95cm

Deflexión admisible:

$0.68cm \leq \frac{l}{360} = \frac{835}{360} = 2.31cm$: *Cumple*

$1.95cm \leq \frac{l}{240} = \frac{835}{240} = 3.47cm$: *Cumple*

CALLE 50 36-10 OF. 302 CALI VLL. 5545252 CEL. 313-7504505 - 3174391593 e-mail: wilfajar@hotmail.com

Verificación deflexiones Edificio B (Ejes 1-6ª)

Se tomará en cuenta, la deflexión en viga principal central y vigas de voladizo críticos.

Revisión Eje A:

TABLE: Joint Displacements								
Story	Unique Name	Output Case	Uz	ΔD+ΔL	Longitud	Revision	Δ adm	(ΔD+ΔL)/Δadm
			cm	cm	cm		cm	
EJE A (3-1)								
N+19.65	3595	Live	-0.0914	-0.70	796	OK, ΔL< L/360	-2.21	
N+19.65	3595	B.2.3.1	-0.6055			OK, ΔD+ΔL< L/480	-1.66	42%
N+16.00	5874	Live	-0.0930	-0.69	726	OK, ΔL< L/360	-2.02	
N+16.00	5874	B.2.3.1	-0.5970			OK, ΔD+ΔL< L/480	-1.51	46%
N+12.35	201	Live	-0.0921	-0.68	726	OK, ΔL< L/360	-2.02	
N+12.35	201	B.2.3.1	-0.5868			OK, ΔD+ΔL< L/480	-1.51	45%
N+8.70	252	Live	-0.0755	-0.59	240	OK, ΔL< L/360	-0.67	
N+8.70	252	B.2.3.1	-0.5146			OK, ΔD+ΔL< L/240	-1.00	59%

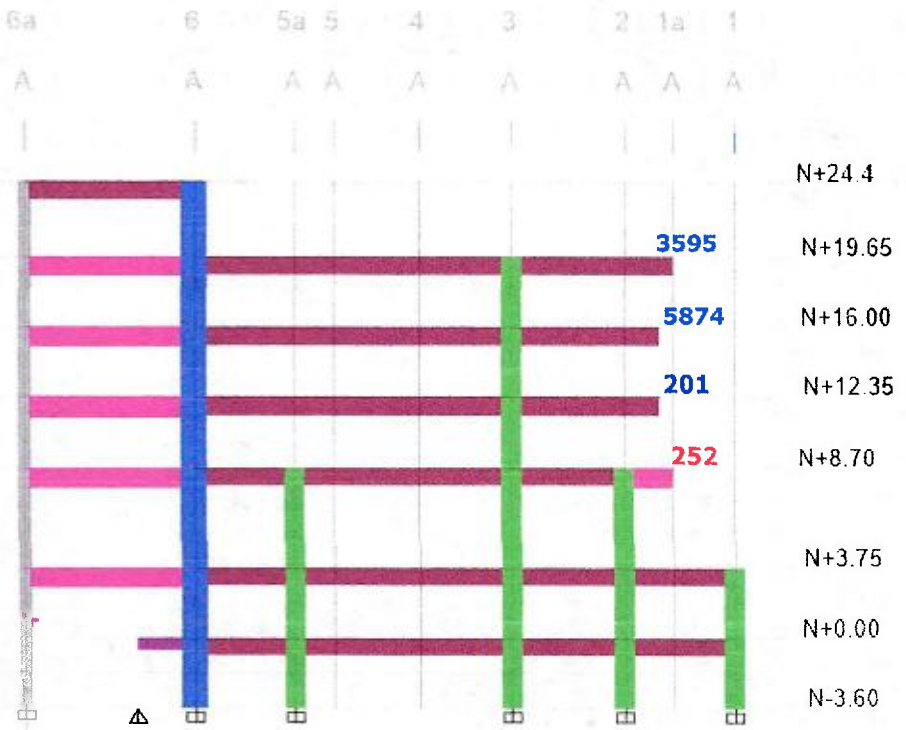

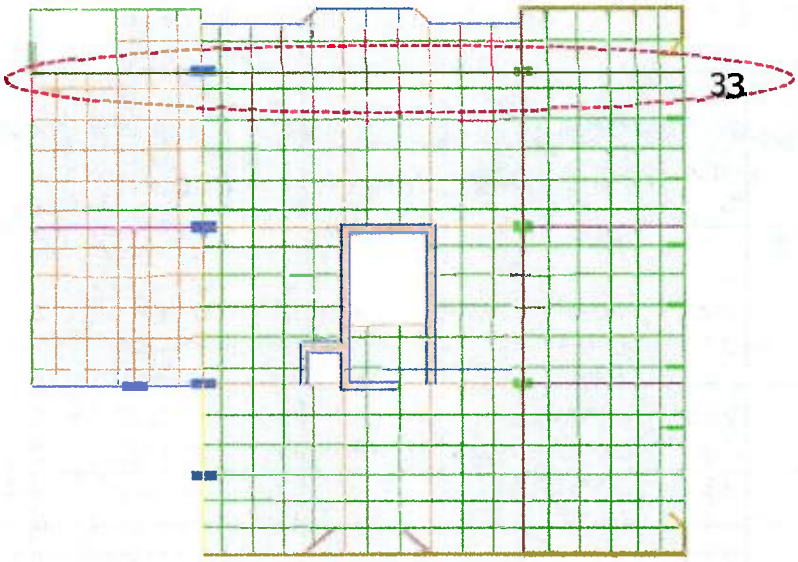

Vigas Voladizos Edificio B, eje B

Revisión Eje B:

TABLE: Joint Displacements								
Story	Unique Name	Output Case	Uz	ΔD+ΔL	Longitud	Revision	Δ adm	(ΔD+ΔL)/Δadm
			cm	cm	cm		cm	
EJE B (6-6a)								
N+19.65	5146	Lr	-0.3676	-2.07	835	OK, ΔL< L/360	-2.32	
N+19.65	5146	B.2.3.1	-1.7040			**OK, ΔD+ΔL< L/240**	-3.48	60%
N+16.00	5870	Live	-0.2386	-1.62	835	OK, ΔL< L/360	-2.32	
N+16.00	5870	B.2.3.1	-1.3764			OK, ΔD+ΔL< L/480	-1.74	93%
N+12.35	90	Live	-0.2293	-1.56	835	OK, ΔL< L/360	-2.32	
N+12.35	90	B.2.3.1	-1.3356			OK, ΔD+ΔL< L/480	-1.74	90%
N+8.70	174	Live	-0.3659	-1.69	835	OK, ΔL< L/360	-2.32	
N+8.70	174	B.2.3.1	-1.3216			OK, ΔD+ΔL< L/480	-1.74	97%
N+3.75	2319	Live	-0.6157	-1.96	835	OK, ΔL< L/360	-2.32	
N+3.75	2319	B.2.3.1	-1 3484			**OK, ΔD+ΔL< L/240**	-3.48	56%
EJE B (3-1)								
N+19.65	3596	Live	-0.1050	-0.73	796	OK, ΔL< L/360	-2.21	
N+19.65	3596	B.2.3.1	-0.6256			OK, ΔD+ΔL< L/480	-1.66	44%
N+16.00	5875	Live	-0.1059	-0.72	726	OK, ΔL< L/360	-2.02	
N+16.00	5875	B.2.3.1	-0.6110			OK, ΔD+ΔL< L/480	-1.51	47%
N+12.35	222	Live	-0.1037	-0.69	726	OK, ΔL< L/360	-2.02	
N+12.35	222	B.2.3.1	-0.5882			OK, ΔD+ΔL< L/480	-1.51	46%
N+8.70	253	Live	-0.0831	-0.61	240	OK, ΔL< L/360	-0.67	
N+8.70	253	B.2.3.1	-0.5293			**OK, ΔD+ΔL< L/240**	-1.00	61%

CALLE 38E 36-10 OF. 805 CALI TEL: 3515252 CEL: 313-7994395 - 317-4391593. e-mail: wilfajar@hotmail.com

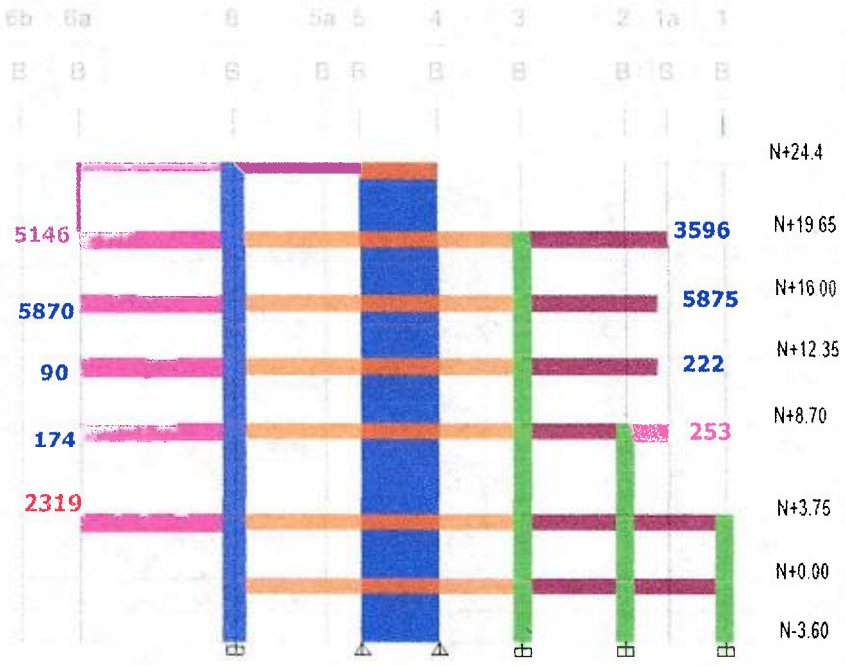

Vigas voladizos Edificio B, eje B.

Revisión Eje C:

TABLE: Joint Displacements								
Story	Unique Name	Output Case	Uz	ΔD+ΔL	Longitud	Revision	Δ adm	(ΔD+ΔL)/Δadm
			cm	cm	cm		cm	
EJE C (6a)								
N+19.65	**5145**	**Live**	**-0.0493**	**-1.16**	**495**	**OK, ΔL< L/360**	-1.38	
N+19.65	**5145**	**B.2.3.1**	**-1.1070**			**OK, ΔD+ΔL< L/240**	-2.06	56%
N+16.00	5869	Live	-0.1390	-1.03	495	**OK, ΔL< L/360**	-1.38	
N+16.00	5869	B.2.3.1	-0.8922			**OK, ΔD+ΔL< L/480**	-1.03	100%
N+12.35	89	Live	-0.1337	-0.99	495	OK, ΔL< L/360	-1.38	
N+12.35	89	B.2.3.1	-0.8552			OK, ΔD+ΔL< L/480	-1.03	96%
N+8.70	173	Live	-0.1248	-0.94	495	OK, ΔL< L/360	-1.38	
N+8.70	173	B.2.3.1	-0.8173			OK, ΔD+ΔL< L/480	-1.03	91%
N+3.75	2318	Live	-0.2899	-0.91	495	OK, ΔL< L/360	-1.38	
N+3.75	2318	B.2.3.1	-0.6213			OK, ΔD+ΔL< L/480	-1.03	88%
EJE C (3-1)								
N+19.65	3597	Live	-0.1104	-0.83	796	OK, ΔL< L/360	-2.21	
N+19.65	3597	B.2.3.1	-0.7191			OK, ΔD+ΔL< L/480	-1.66	50%
N+16.00	5876	Live	-0.1110	-0.81	726	OK, ΔL< L/360	-2.02	
N+16.00	5876	B.2.3.1	-0.7002			OK, ΔD+ΔL< L/480	-1.51	54%
N+12.35	231	Live	-0.1086	-0.78	726	OK, ΔL< L/360	-2.02	
N+12.35	231	B.2.3.1	-0.6729			OK, ΔD+ΔL< L/480	-1.51	52%
N+8.70	254	Live	-0.0932	-0.64	796	OK, ΔL< L/360	-2.21	
N+8.70	254	B.2.3.1	-0.5507			OK, ΔD+ΔL< L/480	-1.66	39%

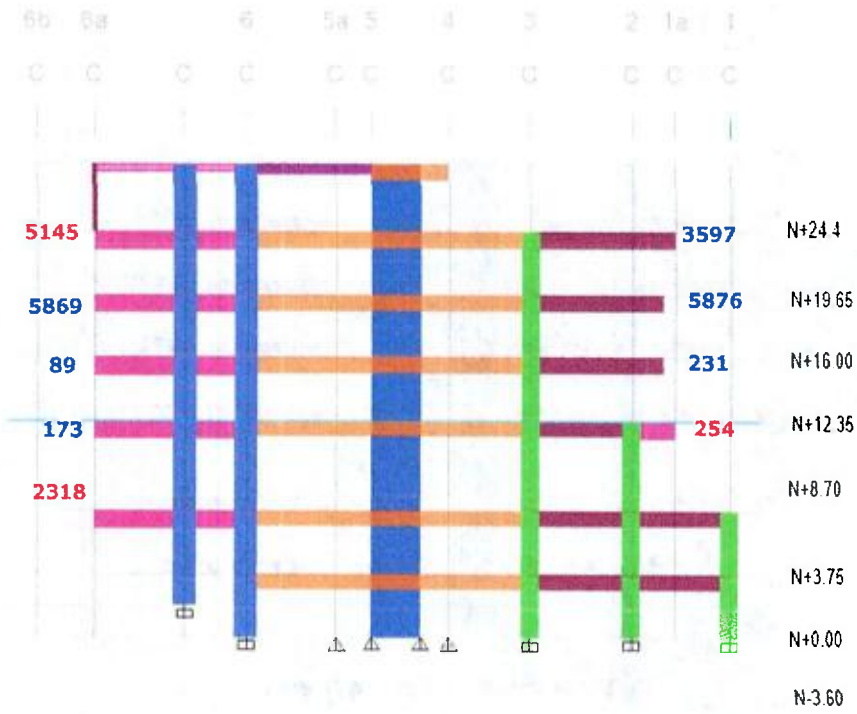

Vigas voladizos Edificio B, eje C

Revisión Eje 6

TABLE: Joint Displacements								
Story	Unique Name	Output Case	Uz	ΔD+ΔL	Longitud	Revision	Δ adm	(ΔD+ΔL)/Δadm
			cm	cm	cm		cm	
EJE 6 (a'-A)								
N+19.65	5123	Live	-0.0862	-0.58	325	OK, ΔL< L/360	-0.90	
N+19.65	5123	B.2.3.1	-0.4888			OK, ΔD+ΔL< L/480	-0.68	85%
N+16.00	3972	Live	-0.0757	-0.55	325	OK, ΔL< L/360	-0.90	
N+16.00	3972	B.2.3.1	-0.4724			OK, ΔD+ΔL< L/480	-0.68	81%
N+12.35	2235	Live	-0.0732	-0.51	325	OK, ΔL< L/360	-0.90	
N+12.35	2235	B.2.3.1	-0.4349			OK, ΔD+ΔL< L/480	-0.68	75%
N+8.70	2069	Live	-0.0768	-0.53	325	OK, ΔL< L/360	-0.90	
N+8.70	2069	B.2.3.1	-0.4539			OK, ΔD+ΔL< L/480	-0.68	78%
N+3.75	437	Live	-0.0334	-0.26	325	OK, ΔL< L/360	-0.90	
N+3.75	437	B.2.3.1	-0.2243			OK, ΔD+ΔL< L/480	-0.68	38%
EJE 6 (c'-D)								
N+19.65	3603	Live	-0.3494	-0.93	392	OK, ΔL< L/360	-1.09	
N+19.65	3603	B.2.3.1	-0.5767			OK, ΔD+ΔL< L/240	-1.63	57%
N+16.00	5882	Live	-0.3396	-0.85	392	OK, ΔL< L/360	-1.09	
N+16.00	5882	B.2.3.1	-0.5099			OK, ΔD+ΔL< L/240	-1.63	52%
N+12.35	297	Live	-0.3253	-0.81	392	OK, ΔL< L/360	-1.09	
N+12.35	297	B.2.3.1	-0.4811			OK, ΔD+ΔL< L/480	-0.82	99%
N+8.70	235	Live	-0.2694	-0.58	392	OK, ΔL< L/360	-1.09	
N+8.70	235	B.2.3.1	-0.3121			OK, ΔD+ΔL< L/480	-0.82	71%

OFICE 502 36-16 OFC 803 CEL 313 TEL: 5345232 CEL: 313-2561395 31-1391593 e-mail: wolfgiar@hotmail.com

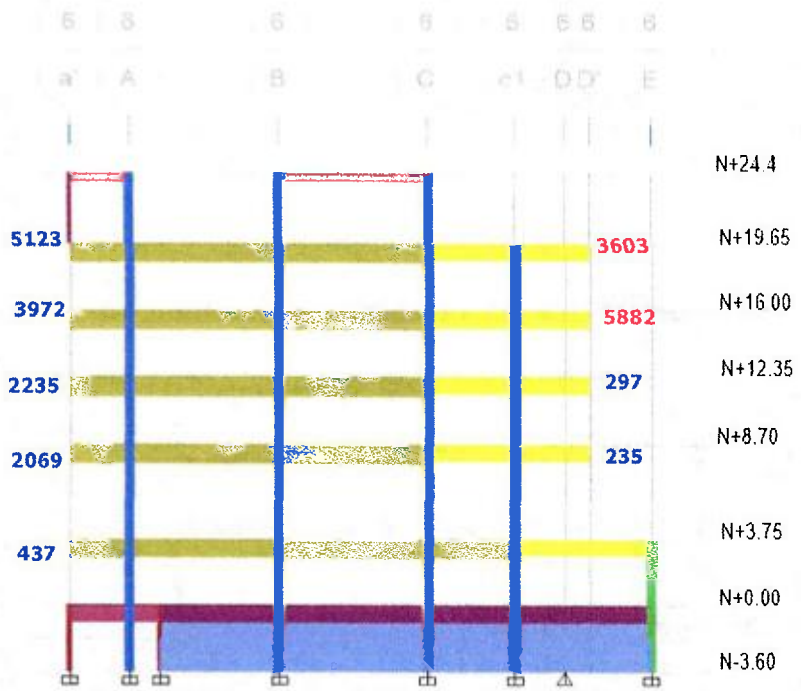

Vigas voladizos edificio B, eje 6

Revisión Eje 3:

TABLE: Joint Displacements								
Story	Unique Name	Output Case	Uz	ΔD+ΔL	Longitud	Revision	Δ adm	(ΔD+ΔL)/Δadm
			cm	cm	cm		cm	
EJE 3 (a'-A)								
N+19.65	4676	Live	-0.10	-0.77	325	OK, ΔL< L/360	-0.90	
N+19.65	4676	B.2.3.1	-0.66			OK, ΔD+ΔL< L/240	-13.54	6%
N+16.00	3971	Live	-0.10	-0.74	325	OK, ΔL< L/360	-0.90	
N+16.00	3971	B.2.3.1	-0.64			OK, ΔD+ΔL< L/240	-1.35	55%
N+12.35	2234	Live	-0.10	-0.74	325	OK, ΔL< L/360	-0.90	
N+12.35	2234	B.2.3.1	-0.64			OK, ΔD+ΔL< L/240	-1.35	55%
N+8.70	2068	Live	-0.10	-0.74	325	OK, ΔL< L/360	-0.90	
N+8.70	2068	B.2.3.1	-0.64			OK, ΔD+ΔL< L/240	-1.35	55%
N+3.75	432	Live	-0.11	-0.53	325	OK, ΔL< L/360	-0.90	
N+3.75	432	B.2.3.1	-0.43			OK, ΔD+ΔL< L/480	-0.68	79%
EJE 3 (C-D')								
N+19.65	3602	Live	-0.07	-0.55	841	OK, ΔL< L/360	-2.34	
N+19.65	3602	B.2.3.1	-0.47			OK, ΔD+ΔL< L/480	-1.75	31%
N+16.00	5881	Live	-0.07	-0.53	841	OK, ΔL< L/360	-2.34	
N+16.00	5881	B.2.3.1	-0.46			OK, ΔD+ΔL< L/480	-1.75	30%
N+12.35	291	Live	-0.07	-0.51	841	OK, ΔL< L/360	-2.34	
N+12.35	291	B.2.3.1	-0.44			OK, ΔD+ΔL< L/480	-1.75	29%

Vigas voladizo edificio B, eje 3

28. Se permite altura de la placa 0.90 en zona de voladizo aclarar la altura de la placa ver tabla C.9.5 NSR-10

Respuesta:
Se corrige altura del voladizo en la alzada. Las alturas de las placas en voladizo fueron proyectadas para controlar la condición mas critica de deflexión. Por tal razón, algunas placas tienen una altura de 1.0m y otras cuyos voladizos son más cortos tienen una altura de 0.90m.

Los voladizos con losa de altura 0.90m tienen una longitud de 6.75m, 7.05m, de acuerdo a la tabla C.9.5 el predimensionamiento recomendado es:

$$\frac{l}{8} = \frac{7.05}{8} = 0.88m$$

El voladizo con losa de 1.0m de altura, tiene una longitud de 7.75m,

$$\frac{l}{8} = \frac{7.75}{8} = 0.96m$$

CALLE 58 36-10 OF 303 CAL TEL 5545232 CEL 313-7304395 - 317-4291593 e-mail: wilfajar@hotmail.com

29. E-11: Columnas de 0.30 generar estribo suplementario y redistribuir refuerzo longitudinal, no aplica DES, Bogotá es DMO.

Respuesta:
Se actualizan planos estructurales con la observación presentada colocando estribos suplementarios en la columna de 0.30m. Sin embargo, se aclara que la ciudad de Bogotá tiene una amenaza sísmica intermedia, y de acuerdo a la norma NSR-10, es valido aplicar sistemas tipo DES como también utilizar DMO, y de acuerdo al nivel de importancia del proyecto, el diseño se realizó con un criterio conservador de dar mayor seguridad al proyecto adoptando un sistema DES.

30. Faltan despieces de viguetas de entrepiso para ambos edificios.
Respuesta:
Las viguetas de entrepiso, no hacen parte del sistema de resistencia símica, pues en el modelo estructural, no se contempló las transmisiones de momentos a las vigas principales quintndo la rigidez a flexión y estas viguetas únicamente transfieren cargas verticales. Aunque están en el modelo tiene rigidez 0 a flexión y cortante, por lo tanto, no absorben fuerza sísmica, solo aportan masa y peso. El refuerzo longitudinal de estas vigas de entrepiso, es refuerzo corrido tal como aparece en los detalles estructurales.

31. Si la cuantía del elemento de borde en muros supera el 1%, estos recubrimientos deben ser iguales para columnas.

Respuesta:
Se corrigieron los detalles estructurales con la observación presentada.

32. Completar los despieces de escaleras para cada uno de los edificios según plantas presentadas, colocar los recubrimientos según lo indicado en C.7. Indicar el nombre del respectivo arranque y legada.
Respuesta:
Se corrigieron los detalles estructurales con la observación presentada

33. Falta completar despiece de escaleras, placas de rampas, cubiertas punto fijo, detalle de cerramiento, muro de contención sótano plano de proceso constructivo.
Respuesta:
Se corrigen despieces de escaleras de acuerdo a lo solicitado. El plano 30 corresponde a la rampa de acceso al sótano. La cubierta del punto fijo se encuentra en el plano 46. Los detalles de cerramiento de cubierta, perimetral, fachadas, se encuentran en el plano 54 a 56, el tanque de gua es de fibra de vidrio. Los muros de contención del sótano están el plano 32 a 39. Estudio de suelos capítulo 7.1 y 7.2 Movimientos de tierra sótanos edificio A y B. Aclarar las correcciones que hay que hacer en los despieces. de vigas aéreas planos 05 a 07 y despieces de vigas de cimiento plano 02.

34. El dado que soporta el pilote falla por punzonamiento C.15.11 NSR-10 revisar sección de pilote de 1.50

Respuesta:

De acuerdo con lo presente en la NSR-10:

C.15.11.3 — Esfuerzos axiales máximos – Los esfuerzos axiales máximos admisibles sobre el pilote, o sobre el fuste cuando se trate de pilotes acampanados en su base, son los siguientes:

(a) Esfuerzos de compresión causados por las carga gravitacionales (no incluye efectos de hincado):

$$D + L \leq 0.25 f'_c A_g \qquad \text{(C.15-2)}$$

$$1.2D + 1.6L \leq 0.35 f'_c A_g \qquad \text{(C.15-3)}$$

f'c: 210kg/cm²

D: Carga Muerta Super Estructura: 7771.4 ton
L: Carga Viva Super Estructura: 2343.2 ton

		Pilotes Usados		C.15.11.3	
Pilote	**Area**	**Cantidades**	**Area Total**	**0.25*Ag*f'c**	**0.35*Ag*f'c**
120cm	1.1 m²	**4**	4.5 m²	2375.0 ton	3325.1 ton
150cm	1.8 m²	**23**	40.6 m²	21338.3 ton	29873.6 ton
			Σ=	**23713.3 ton**	**33198.7 ton**

D+L= 10115 ton
1.2D+1.6L= 13075 ton

(C.15-2) D+L < 0.25*Ag*f'c: **10114.5927 ton < 23713.3 ton** Cumple
(C.15-2) 1.2D+1.6 L < 0.25*Ag*f'c: **13074.77188 ton < 33198.7 to**Cumple

35. Revisar altura de placa de entrepiso según lo indicado en C.9.5 NSR-10, en voladizos indicar la deflexión y la necesidad de contra-flecha.

Respuesta:

Se complementaron los detalles estructurales indicando las contra-flechas requeridas. Las alturas de las placas en voladizo fueron proyectadas para controlar la condición más crítica de deflexión. Por tal razón, algunas placas tienen una altura de 1.0m y otras cuyos voladizos son más cortos tienen una altura de 0.90m. Se revisaron las deflexiones inmediatas y a largo plazo, se pone nota de contra flechas en planos estructurales. Se revisaorn las deflexiones y están dentro de lo permitido.

Los voladizos con losa de altura 0.90m tienen una longitud de 6.75m, 7.05m, de acuerdo a la tabla C.9.5 el predimensionamiento recomendado es:

$$\frac{l}{8} = \frac{7.05}{8} = 0.88m$$

El voladizo con losa de 1.0m de altura, tiene una longitud de 7.75m,

$$\frac{l}{8} = \frac{7.75}{8} = 0.96m$$

36. En plantas estructurales indicar el valor de la carga viva según el uso destinado ver título B NSR-10.

Respuesta:
Se coloca cuadro de cargas en todos los planos.

37. Cuando se presenta diferencias entre la resistencia del concreto entre muros en alzado y el entrepiso, revisar el cumplimiento de la NSR-10 Titulo C.10.12 "Transmisión de cargas de los muros a través de losas de entrepiso".
Respuesta:

f'c para muros y columnas: 5000psi
f'c para losas de entrepiso: 4000psi
5000/4000=1.25

De acuerdo con C.10.12, es necesario tomar en cuenta las consideraciones especiales de este capítulo, si la resistencia de la columna es mayor 1.4 veces el sistema de entrepiso. En este caso, la resistencia de las columnas es 1.25 veces la resistencia del entrepiso.

38. E-12 Verificar ubicación del traslapo enfrentados ajustar y revisar los despieces.
Respuesta:
Se revisaron y se ajustaron despieces de vigas. Sin embargo, es importante aclarar que en ocasiones cumplir con la distancia de 2H del borde de la columna, el traslapo podría caer en el centro de la viga y esto es una condición normal debido a la configuración arquitectónica. Cuando esto suceda, y algunos traslapos quedan enfrentados, esta zona se confina con estribos con una menor separación. De igual manera se aclara, que ninguna columna tiene todos sus traslapos en el mismo piso.

39. E-16 Faltan despieces de vigas por ejemplo VG-110.
Respuesta:
Se actualizan planos estructurales con las observaciones presentadas.

40. Faltan despieces de vigas de cimentación y vigas aéreas según C.21 NSR-10
Respuesta:
Se revisaron plantas estructurales y cajones de cimentación y se actualizaron los planos con los despieces faltantes.

41. En el despiece de escaleras indicar recubrimientos ver C.7 NSR-10
Respuesta:
Se actualizan planos estructurales con las observaciones presentadas.

42. Falta despiece de tanque agua en cumplimiento con C.23 NSR-10
Respuesta:
De acuerdo con la información arquitectónica, se proyecta el uso de tanques de agua en fibra e vidrio, los cuales serán ubicados sobre la losa de cimentación de sótano. Sin embargo, se clara que este peso y su ubicación se tuvo en cuenta en el diseño estructural de la losa de cimentación.

43. Presentar detalle de refuerzo en muros con vanos, detalle en unión esquina, muro T, L detalle de refuerzo adicional en ventanas, antepechos, detalles de traslapos en mallas.
Respuesta:
Se actualizan planos estructurales con las observaciones presentadas. Esta información esta presente en el plano 54 a 59 Notas Generales.

44. Se solicita anexar la evaluación de las provisiones de la resistencia contra el fuego en elementos de edificaciones según J. 3.5 NSR-10, deberá realizarse la clasificación de la edificación en función del riesgo de pérdida de Vidas humanas o amenaza de combustión (según lo dispuesto en J.3.3 NSR-10) firmado por el constructor responsable e ingeniero civil, (SOLICITAR CUADRO CON AUX DE INGENIERIA FIRMA EL ING Y CONSTRUCTOR)

Respuesta:

REQUISITOS DE PROTECCIÓN CONTRA FUEGO

En el capítulo J del NSR-10, se establecen los requisitos de resistencia y protección de edificaciones contra incendios:

J.1.1.1- Toda edificación deberá cumplir con los mismos requisitos de protección contra incendios establecidos en el presente capitulo, correspondientes al uso de la edificación y a su grupo de ocupación, de acuerdo con la clasificación dada en J.1.1.2. En consecuencia, el propósito del Título J es el de establecer dichos requisitos con base en las siguientes premisas:

a) Reducir en todo lo posible el riesgo contra incendios en edificaciones.
b) Evitar la propagación del fuego tanto dentro de las edificaciones como hacia estructuras aledañas.

CALLE 56 B-10 OF 503 CALI TEL: 5545222 CEL: 313-7599395 317 1991593 email: wilfajar@hotmail.com

c) Facilitar las tereas de evacuación de los ocupantes de las edificaciones en caso de incendio.
d) Facilitar el proceso de extinción de incendio en las edificaciones.
e) Minimizar el riesgo de colapso de la estructura durante las labores de evacuación y extinción.

GRUPO DE OCUPACIÓN DE LA EDIFICACIÓN

La clasificación de la estructura por grupo de ocupación se realiza de acuerdo a la tabla J.1.1-1 que se presenta a continuación:

Grupos y Subgrupos de ocupación	Clasificación	Sección del Reglamento
A	**ALMACENAMIENTO**	K.2.2
A-1	Riesgo moderado	
A-2	Riesgo bajo	
C	**COMERCIAL**	K.2.3
C-1	Servicios	
C-2	Bienes	
E	**ESPECIALES**	K.2.4
F	**FABRIL E INDUSTRIAL**	K.2.5
F-1	Riesgo moderado	
F-2	Riesgo bajo	
I	**INSTITUCIONAL**	K.2.6
I-1	Reclusión	
I-2	Salud o incapacidad	
I-3	Educación	
I-4	Seguridad pública	
I-5	Servicio público	

Grupos y subgrupos de ocupación (J.1.1-1 NSR-10).

En este proyecto la edificación será un centro educativo, por lo que el grupo y subgrupos de ocupación será: I-3, y se deberá seguir las disposiciones presentes en K.2.6 de la NSR-10.

J.3.3.1 - Categoría de riesgo de las edificaciones - con el fin de evaluar la resistencia requerida al fuego todas las edificaciones se clasificarán, en función de los grupos de ocupación definidos en la tabla J.1.1-1, en una categoría de riesgo de pérdida de vidas humanas o amenaza de combustión. Debido a que el grupo de ocupación según J.1.1-1 es (I-3), la clasificación de la estructura corresponde a la categoría II, la cual se definen a continuación:

J.3.3.1.2 — ***Categoría II*** — Esta categoría comprende edificaciones de riesgo intermedio, tales como:

(a) Edificios para cualquier ocupación, de más de 10 pisos, que dispongan de sistemas de alarma contra incendio, visuales y sonoros e independientes entre sí, que sean probados por lo menos cada 60 días y cuenten con rociadores de agua automáticos a satisfacción de la autoridad competente.
(b) Grupos de Ocupación (I-1), (I-3), (I-5), (C-1), (C-2), (E), (L), (M), (R-2) y (R-3). Entre otros ancianatos, bares, restaurantes, cárceles, oficinas, centros comerciales, guarderías, colegios, universidades, hoteles, museos, teatros, salas de cine y salones de reunión.

CLASIFICACIÓN EN UNA CATEGORÍA DE RIESGO

J.3.3.2 — CLASIFICACIÓN DE LAS EDIFICACIONES EN UNA CATEGORÍA DE RIESGO — Toda edificación debe clasificarse en una de las categorías de riesgo definidas en J.3.3.1. Dependiendo del grupo de uso de la edificación bajo estudio, esta clasificación se hace en función del área construida, de acuerdo con la tabla J.3.3.-1, o en función del potencial combustible, de acuerdo con la tabla J.3.3.-2, estimado con base en las especificaciones contenidas en los numerales J.3.4.2 y J.3.4.3.

Grupos y subgrupos de ocupación	Área total construida, A_T m²	Número de pisos						
		1	2	3	4	5	6	≥ 7
(C-1)	$A_T > 1500$	III	III	II	II	II	I	I
	$A_T < 1500$	III	III	III	II	II	II	I
(C-2)	$A_T > 500$	II	I	I	I	I	I	I
	$A_T < 500$			II	I	I	I	I
(E)	Sin límite	III	III	III	II	II	II	I
(I-2), (I-4)	$A_T > 1000$	III	II	II	I	I	I	I
	$500 < A_T < 1000$	III	III	II	II	I	I	I
	$A_T < 500$	III	III	III	II	II	II	I
(I-3)	$A_T > 1000$	II	II	I	I	I	I	I
	$A_T < 1000$		III	II	II	I	I	I
(L-1) (L-2) (L-3) (L-4)	$A_T > 1000$	II	I	I	I	I	I	I
(L-5), (I-1), (I-5)	$500 < A_T < 1000$	II	II	I	I	I	I	I
	$A_T < 500$	III	III	II	II	I	I	I
(R-1), (R-2)	Unidades > 140 m²				II	I	I	I
	Unidades ≤ 140 m²				III	II	II	I
(R-3)	$A_T > 5000$	III	II	I	I	I	I	I
	$A_T < 5000$	III	II	II	II	I	I	I

Categorización de las edificaciones contra el fuego (Tabla J.3.3-1 NSR-10)

Los elementos de concreto como columnas, vigas viguetas y losas deberán tener como mínimo **dos horas** de resistencia al fuego. Esta exigencia se encuentra normalizada según la clasificación y clasificación descrita anteriormente. A continuación, se presenta la siguiente tabla donde se especifica la resistencia en horas para esta edificación.

CALLE 58 B 10 OF 302 CALI TEL 5545232 CEL 313-7594395 317-4291593 email: wilfajar@hotmail.com

Elementos de la construcción	Categoría según la clasificación dada en J.3.3.1		
	I	II	III
Muros Cortafuego	3	2 ½	2
Muros de cerramiento de escaleras, ascensores, buitrones, ductos para basuras y corredores de evacuación	2	2	1 ½
Muros divisorios entre unidades	2	1 ½	1
Muros interiores no portantes	½	¼	-
Columnas, vigas, viguetas, losas, y muros portantes de cualquier material, y estructuras metálicas en celosía	2	1 ½	1
Cubiertas	1	1	½
Escaleras interiores no encerradas con muros	2	1½	1

Resistencia requerida al fuego normalizado NTC 1480 (Tabla J.3.4-3).

EVALUACIÓN DE LA PROVISIÓN DE RESISTENCIA CONTRA FUEGO

Elementos de concreto

- **Dimensión mínima de columnas:**

Tipo de agregado	Resistencia al fuego en horas				
	1	1 ½	2[1]	3[1]	4[2]
Silíceo	200	230	250	310	360
Carbonato	200	230	250	300	310
Liviano	200	220	230	270	310

Dimensión mínima de columnas de concreto, en mm (Tabla J.3.5-1).

La columna de menor dimensión en la propuesta de reforzamiento es de 500mm

Cumple.

- **Espesor Mínimo de Muros y losas**

Tipo de agregado	Resistencia al fuego en horas				
	1	1 ½	2	3	4
Siliceo	90	110	130	160	180
Carbonato	80	100	120	150	170
Finos Livianos	70	80	100	120	140
Gruesos Livianos	60	80	90	110	130

Espesor mínimo de losas y muros, en mm (Tabla J.3.5-2).

El muro estructural de menor espesor es de 150mm.

Cumple

- **Recubrimiento en vigas de concreto.**

Tipo de agregado	Ancho de viga, mm.	Resistencia al fuego en horas				
		1	1 ½	2	3	4
Expansión restringida	130	20	20	20	30	30
	180	20	20	20	20	20
	≥ 250	20	20	20	20	20
Expansión no restringida	130	20	30	30	--	--
	180	20	20	20	40	80
	≥ 250	20	20	20	30	40

Recubrimiento mínimo en vigas de concreto, en mm (tabla J.3.5-5).

El recubrimiento empleado en el diseño de vigas es de 50mm.

Cumple.

Por lo tanto, el presente diseño para el reforzamiento estructural, cumple con las provisiones de resistencia contra el fuego presentes en el Capítulo J del NSR-10.

Atentamente:

Ing. William Javier Fajardo K. (MSc).
Especialista en Construcciones.
TP: 76202-82260 VLL
c.c. 94.413.407 de Cali

Anexo 9.1 Diseño de Vigas Aéreas

ALCALDÍA MAYOR DE BOGOTÁ D.C.

ALCALDÍA MAYOR DE BOGOTÁ D.C.
SECRETARIA DE EDUCACIÓN
SUBSECRETARIA DE ACCESO Y PERMANENCIA
DIRECCIÓN DE CONSTRUCCIÓN Y CONSERVACIÓN DE ESTABLECIMIENTOS EDUCATIVOS

PROYECTO: COLEGIO BOITÁ
CONTRATO DE CONSULTORÍA 519 DE 27/12/2019

CONSULTOR: MC CONSTRUCCIONES Y CONSULTORÍAS SAS

CONTENIDO:
MEMORIA ESTRUCTURAL

ELABORADA POR:
ING. WILLIAM JAVIER FAJARDO KUDEYRO
M.P. 7620282260 VLL
NOVIEMBRE 27 DE 2020

ANEXO 9.1

RESUMEN DE DISEÑO DE VIGAS AÉREAS

Tabla 1. Resumen de diseño de vigas aéreas Edificio A

TABLE: Concrete Beam Summary - ACI 318-14

Story	Label	Design Section	Station	As Top Combo	As Top	As Bottom	At Shear	Al Torsion	At Torsion
			cm		cm^2	cm^2	cm^2/cm	cm^2	cm^2/cm
N+24.30	B131	V30X90	0	B.2.4.5-2	0.75	0.57	0.03	0.00	0.00
N+24.30	B131	V30X90	34	B.2.4.5-2	1.01	0.89	0.03	0.00	0.00
N+24.30	B131	V30X90	68	B.2.4.5-2	1.32	0.89	0.03	0.00	0.00
N+24.30	B131	V30X90	68	B.2.4.5-2	1.48	0.92	0.03	0.00	0.00
N+24.30	B131	V30X90	101	B.2.4.5-2	1.46	0.92	0.03	0.00	0.00
N+24.30	B131	V30X90	135	B.2.4.5-2	1.5	0.98	0.03	0.00	0.00
N+24.30	B131	V30X90	135	B.2.4.5-2	1.71	1.17	0.03	0.00	0.00
N+24.30	B131	V30X90	174	B.2.4.5-2	0.82	0.87	0.03	0.00	0.00
N+24.30	B131	V30X90	212	B.2.4.5-2	0.82	0.86	0.03	0.00	0.00
N+24.30	B131	V30X90	251	B.2.4.5-2	0.82	1.53	0.03	0.00	0.00
N+24.30	B131	V30X90	289	B.2.4.7-1	1.18	2.22	0.03	0.00	0.00
N+24.30	B199	V50x90	0	B.2.4.5-1	0.94	0.77	0.04	0.00	0.00
N+24.30	B199	V50x90	39	B.2.4.5-1	1.09	0.77	0.04	0.00	0.00
N+24.30	B199	V50x90	79	B.2.4.5-1	1.33	0.77	0.04	0.00	0.00
N+24.30	B199	V50x90	79	B.2.4.5-2	1.16	0.61	0.04	0.00	0.00
N+24.30	B199	V50x90	118	B.2.4.5-2	0.9	0.61	0.04	0.00	0.00
N+24.30	B199	V50x90	157	B.2.4.5-2	0.73	0.61	0.04	0.00	0.00
N+24.30	B199	V50x90	157	B.2.4.5-8	0.4	0.28	0.04	0.00	0.00
N+24.30	B199	V50x90	196	B.2.4.5-8	0.28	0.28	0.04	0.00	0.00
N+24.30	B199	V50x90	236	B.2.4.5-8	0.28	0.42	0.04	0.00	0.00
N+24.30	B199	V50x90	236	B.2.4.5-1	0.31	0.44	0.02	0.00	0.00
N+24.30	B199	V50x90	275	B.2.4.5-1	0.31	0.65	0.01	0.00	0.00
N+24.30	B199	V50x90	314	B.2.4.7-2	0.16	0.78	0.01	0.00	0.00
N+24.30	B230	V30X90	75	B.2.4.5-8	5.67	4.35	0.07	0.00	0.00
N+24.30	B230	V30X90	112	B.2.4.5-8	3.19	3.31	0.07	0.00	0.00
N+24.30	B230	V30X90	149	B.2.4.5-8	2.96	3.4	0.07	0.00	0.00
N+24.30	B230	V30X90	149	B.2.4.5-8	2.85	3.36	0.06	0.00	0.00
N+24.30	B230	V30X90	192	B.2.4.7-8	3.38	5.82	0.06	0.00	0.00
N+24.30	B230	V30X90	235	B.2.4.7-8	5.13	8.2	0.06	0.00	0.00
N+24.30	B230	V30X90	235	B.2.4.7-8	4.22	6.47	0.01	0.00	0.00
N+24.30	B230	V30X90	277	B.2.4.7-8	4.14	6.3	0.02	0.00	0.00
N+24.30	B230	V30X90	277	B.2.4.7-8	3.5	4.75	0.02	0.00	0.00
N+24.30	B230	V30X90	306	B.2.4.5-8	3.42	4.54	0.02	0.00	0.00
N+24.30	B230	V30X90	335	B.2.4.5-8	3.38	4.3	0.02	0.00	0.00
N+24.30	B230	V30X90	335	B.2.4.5-8	2.98	3.34	0.02	0.00	0.00
N+24.30	B230	V30X90	370	B.2.4.5-8	2.77	3.16	0.01	0.00	0.00
N+24.30	B230	V30X90	406	B.2.4.5-8	2.74	2.93	0.02	0.00	0.00
N+24.30	B230	V30X90	406	B.2.4.5-8	2.65	2.65	0.01	0.00	0.00
N+24.30	B230	V30X90	434	B.2.4.5-8	2.65	2.65	0.01	0.00	0.00
N+24.30	B230	V30X90	434	B.2.4.5-8	2.35	2.35	0.02	0.00	0.00
N+24.30	B230	V30X90	475	B.2.4.5-8	2.35	2.35	0.02	0.00	0.00
N+24.30	B230	V30X90	517	B.2.4.5-8	2.35	2.35	0.01	0.00	0.00
N+24.30	B230	V30X90	517	B.2.4.5-8	2.24	2.24	0.01	0.00	0.00
N+24.30	B230	V30X90	534	B.2.4.5-8	2.24	2.24	0.01	0.00	0.00
N+24.30	B230	V30X90	534	B.2.4.5-8	1.85	1.85	0.02	0.00	0.00
N+24.30	B230	V30X90	581	B.2.4.5-8	1.85	1.85	0.02	0.00	0.00
N+24.30	B230	V30X90	628	B.2.4.5-8	1.85	1.85	0.01	0.00	0.00

TABLE: Concrete Beam Summary - ACI 318-14

Story	Label	Unique Name	Design Section	Station	As Top Combo	As Top	As Bottom	At Shear	Al Torsion	At Torsion
				cm		cm²	cm²	cm²/cm	cm²	cm²/cm
N+24.4	B1507	858	V50x90	25	B.2.4.5-8	5.90	2.45	0.04	13.98	0.06
N+24.4	B1507	858	V50x90	72	B.2.4.5-8	3.72	0.86	0.04	13.98	0.06
N+24.4	B1507	858	V50x90	120	B.2.4.7-8	1.75	1.10	0.04	13.98	0.06
N+24.4	B1507	858	V50x90	167	B.2.4.7-8	0.86	1.82	0.04	13.98	0.06
N+24.4	B1507	858	V50x90	167	B.2.4.7-8	0.88	1.85	0.04	0.00	0.00
N+24.4	B1507	858	V50x90	209	B.2.4.7-8	0.88	2.21	0.04	0.00	0.00
N+24.4	B1507	858	V50x90	251	B.2.4.7-8	0.88	2.63	0.04	0.00	0.00
N+24.4	B1507	858	V50x90	292	B.2.4.7-8	0.88	3.37	0.04	0.00	0.00
N+24.4	B1507	858	V50x90	334	B.2.4.7-8	0.88	4.09	0.04	0.00	0.00
N+24.4	B1507	858	V50x90	334	B.2.4.7-8	0.92	4.02	0.04	0.00	0.00
N+24.4	B1507	858	V50x90	376	B.2.4.7-8	0.92	4.07	0.04	0.00	0.00
N+24.4	B1507	858	V50x90	418	B.2.4.7-8	0.92	4.03	0.04	0.00	0.00
N+24.4	B1507	858	V50x90	459	B.2.4.7-8	0.92	3.89	0.04	0.00	0.00
N+24.4	B1507	858	V50x90	501	B.2.4.7-8	0.92	3.80	0.04	0.00	0.00
N+24.4	B1507	858	V50x90	501	B.2.4.7-8	0.95	3.80	0.04	0.00	0.00
N+24.4	B1507	858	V50x90	543	B.2.4.7-8	0.95	3.48	0.04	0.00	0.00
N+24.4	B1507	858	V50x90	585	B.2.4.7-8	0.95	3.06	0.04	0.00	0.00
N+24.4	B1507	858	V50x90	626	B.2.4.7-8	0.95	2.55	0.04	0.00	0.00
N+24.4	B1507	858	V50x90	668	B.2.4.7-8	1.77	2.13	0.04	0.00	0.00
N+24.4	B1507	858	V50x90	668	B.2.4.7-8	1.84	2.19	0.04	0.00	0.00
N+24.4	B1507	858	V50x90	703	B.2.4.7-8	3.04	1.61	0.04	0.00	0.00
N+24.4	B1507	858	V50x90	738	B.2.4.5-8	4.38	1.01	0.04	0.00	0.00
N+24.4	B1507	858	V50x90	773	B.2.4.5-8	6.02	2.56	0.04	0.00	0.00
N+19.65	B5	6303	V40x90	0	B.2.4.3-1	2.96	3.49	0.08	0.00	0.00
N+19.65	B5	6303	V40x90	37	B.2.4.5-3	6.96	6.96	0.08	0.00	0.00
N+19.65	B5	6303	V40x90	74	B.2.4.5-3	6.96	6.96	0.08	0.00	0.00
N+19.65	B5	6303	V40x90	111	B.2.4.5-3	6.96	6.96	0.08	0.00	0.00
N+19.65	B5	6303	V40x90	111	B.2.4.5-3	6.71	6.71	0.08	0.00	0.00
N+19.65	B5	6303	V40x90	150	B.2.4.5-3	6.71	6.71	0.08	0.00	0.00
N+19.65	B5	6303	V40x90	189	B.2.4.5-3	6.71	6.71	0.08	0.00	0.00
N+19.65	B5	6303	V40x90	227	B.2.4.5-3	6.71	6.71	0.09	0.00	0.00
N+19.65	B5	6303	V40x90	266	B.2.4.5-3	6.71	6.71	0.09	0.00	0.00
N+19.65	B5	6303	V40x90	266	B.2.4.5-8	13.71	11.20	0.11	0.00	0.00
N+19.65	B5	6303	V40x90	305	B.2.4.5-8	13.79	11.20	0.11	0.00	0.00
N+19.65	B5	6303	V40x90	343	B.2.4.5-8	14.26	11.20	0.11	0.00	0.00
N+19.65	B5	6303	V40x90	382	B.2.4.5-3	15.33	11.20	0.12	0.00	0.00
N+19.65	B5	6303	V40x90	420	B.2.4.5-3	17.68	11.74	0.12	0.00	0.00
N+19.65	B6	6307	V40x90	0	B.2.4.5-8	21.21	12.68	0.22	0.00	0.00
N+19.65	B6	6307	V40x90	50	B.2.4.5-8	16.04	11.20	0.22	0.00	0.00
N+19.65	B6	6307	V40x90	100	B.2.4.2-2	11.20	11.20	0.22	0.00	0.00
N+19.65	B6	6307	V40x90	150	B.2.4.5-3	11.20	11.20	0.21	0.00	0.00
N+19.65	B6	6307	V40x90	150	B.2.4.5-3	11.03	11.03	0.18	0.00	0.00
N+19.65	B6	6307	V40x90	200	B.2.4.5-3	11.03	11.03	0.17	0.00	0.00
N+19.65	B6	6307	V40x90	250	B.2.4.5-3	11.03	11.03	0.17	0.00	0.00
N+19.65	B6	6307	V40x90	300	B.2.4.5-3	11.03	11.20	0.17	0.00	0.00
N+19.65	B6	6307	V40x90	300	B.2.4.5-3	11.12	11.20	0.14	0.00	0.00
N+19.65	B6	6307	V40x90	349	B.2.4.5-3	11.12	11.88	0.14	0.00	0.00
N+19.65	B6	6307	V40x90	397	B.2.4.7-8	9.03	13.57	0.15	0.00	0.00
N+19.65	B9	6310	V40x90	0	B.2.4.5-8	24.83	15.77	0.23	0.00	0.00
N+19.65	B9	6310	V40x90	50	B.2.4.5-8	19.75	11.25	0.23	0.00	0.00
N+19.65	B9	6310	V40x90	100	B.2.4.5-8	14.92	11.25	0.23	0.00	0.00
N+19.65	B9	6310	V40x90	150	B.2.4.5-8	11.25	11.25	0.23	0.00	0.00
N+19.65	B9	6310	V40x90	150	B.2.4.5-3	11.20	11.20	0.19	0.00	0.00
N+19.65	B9	6310	V40x90	200	B.2.4.5-3	11.20	11.20	0.18	0.00	0.00
N+19.65	B9	6310	V40x90	250	B.2.4.5-3	11.20	11.20	0.18	0.00	0.00
N+19.65	B9	6310	V40x90	300	B.2.4.5-3	11.20	11.20	0.18	0.00	0.00
N+19.65	B9	6310	V40x90	300	B.2.4.5-3	11.20	11.20	0.17	0.00	0.00

TABLE: Concrete Beam Summary - ACI 318-14

Story	Label	Unique Name	Design Section	Station	As Top Combo	As Top	As Bottom	At Shear	Al Torsion	At Torsion
				cm		cm²	cm²	cm²/cm	cm²	cm²/cm
N+19.65	B9	6310	V40x90	349	B.2.4.5-3	11.20	11.20	0.16	0.00	0.00
N+19.65	B9	6310	V40x90	397	B.2.4.7-8	8.08	13.03	0.16	0.00	0.00
N+19.65	B10	6301	V40x90	0	B.2.4.5-8	13.01	10.42	0.14	0.00	0.00
N+19.65	B10	6301	V40x90	42	B.2.4.5-3	11.20	7.03	0.14	0.00	0.00
N+19.65	B10	6301	V40x90	84	B.2.4.5-8	10.49	7.03	0.14	0.00	0.00
N+19.65	B10	6301	V40x90	84	B.2.4.5-8	7.05	6.03	0.10	0.00	0.00
N+19.65	B10	6301	V40x90	111	B.2.4.5-8	6.93	6.03	0.10	0.00	0.00
N+19.65	B10	6301	V40x90	111	B.2.4.5-8	6.43	6.43	0.10	0.00	0.00
N+19.65	B10	6301	V40x90	140	B.2.4.5-8	6.43	6.43	0.10	0.00	0.00
N+19.65	B10	6301	V40x90	168	B.2.4.5-8	6.43	6.43	0.10	0.00	0.00
N+19.65	B10	6301	V40x90	168	B.2.4.5-8	6.02	6.02	0.10	0.00	0.00
N+19.65	B10	6301	V40x90	210	B.2.4.5-8	6.02	6.02	0.10	0.00	0.00
N+19.65	B10	6301	V40x90	252	B.2.4.5-8	6.02	6.02	0.10	0.00	0.00
N+19.65	B10	6301	V40x90	252	B.2.4.5-8	7.66	7.66	0.10	0.00	0.00
N+19.65	B10	6301	V40x90	266	B.2.4.5-8	7.66	7.66	0.10	0.00	0.00
N+19.65	B10	6301	V40x90	266	B.2.4.5-8	7.18	7.18	0.11	0.00	0.00
N+19.65	B10	6301	V40x90	301	B.2.4.5-8	7.18	7.18	0.11	0.00	0.00
N+19.65	B10	6301	V40x90	336	B.2.4.5-8	7.48	7.18	0.12	0.00	0.00
N+19.65	B10	6301	V40x90	336	B.2.4.5-3	11.20	9.90	0.14	0.00	0.00
N+19.65	B10	6301	V40x90	378	B.2.4.5-8	12.09	9.90	0.14	0.00	0.00
N+19.65	B10	6301	V40x90	420	B.2.4.5-8	14.60	11.20	0.14	0.00	0.00
N+19.65	B11	6311	V40x90	63	B.2.4.7-8	8.03	11.24	0.09	0.00	0.00
N+19.65	B11	6311	V40x90	88	B.2.4.5-8	9.71	11.20	0.09	0.00	0.00
N+19.65	B11	6311	V40x90	88	B.2.4.5-8	9.47	11.20	0.09	0.00	0.00
N+19.65	B11	6311	V40x90	138	B.2.4.5-8	9.47	11.20	0.09	0.00	0.00
N+19.65	B11	6311	V40x90	188	B.2.4.5-8	9.47	10.03	0.09	0.00	0.00
N+19.65	B11	6311	V40x90	238	B.2.4.5-8	9.47	9.47	0.09	0.00	0.00
N+19.65	B11	6311	V40x90	238	B.2.4.5-8	9.56	9.56	0.09	0.00	0.00
N+19.65	B11	6311	V40x90	288	B.2.4.5-8	9.56	9.56	0.09	0.00	0.00
N+19.65	B11	6311	V40x90	338	B.2.4.5-8	9.56	9.56	0.09	0.00	0.00
N+19.65	B11	6311	V40x90	388	B.2.4.5-8	9.56	9.56	0.09	0.00	0.00
N+19.65	B11	6311	V40x90	388	B.2.4.5-8	9.87	9.87	0.10	0.00	0.00
N+19.65	B11	6311	V40x90	422	B.2.4.5-8	9.87	9.87	0.11	0.00	0.00
N+19.65	B11	6311	V40x90	456	B.2.4.5-8	9.87	9.87	0.11	0.00	0.00
N+19.65	B11	6311	V40x90	490	B.2.4.5-8	9.87	9.87	0.11	0.00	0.00
N+19.65	B11	6311	V40x90	490	B.2.4.5-8	10.26	10.26	0.11	0.00	0.00
N+19.65	B11	6311	V40x90	538	B.2.4.5-8	10.41	10.26	0.11	0.00	0.00
N+19.65	B11	6311	V40x90	538	B.2.4.5-8	11.00	11.00	0.14	0.00	0.00
N+19.65	B11	6311	V40x90	588	B.2.4.5-8	12.99	11.00	0.14	0.00	0.00
N+19.65	B11	6311	V40x90	638	B.2.4.5-8	18.07	11.00	0.15	0.00	0.00
N+19.65	B11	6311	V40x90	688	B.2.4.5-8	23.43	13.17	0.15	0.00	0.00
N+19.65	B14	6306	V50x90	25	B.2.4.3-4	14.17	7.29	0.04	0.00	0.00
N+19.65	B14	6306	V50x90	56	B.2.4.3-4	10.79	4.25	0.04	0.00	0.00
N+19.65	B14	6306	V50x90	88	B.2.4.3-1	6.25	4.25	0.04	0.00	0.00
N+19.65	B14	6306	V50x90	88	B.2.4.3-4	5.93	3.81	0.00	0.00	0.00
N+19.65	B14	6306	V50x90	138	B.2.4.3-3	3.81	3.81	0.00	0.00	0.00
N+19.65	B14	6306	V50x90	188	B.2.4.3-3	3.81	3.81	0.00	0.00	0.00
N+19.65	B14	6306	V50x90	238	B.2.4.3-3	3.81	5.13	0.00	0.00	0.00
N+19.65	B14	6306	V50x90	238	B.2.4.3-3	4.23	5.30	0.04	0.00	0.00
N+19.65	B14	6306	V50x90	288	B.2.4.3-3	4.23	7.02	0.04	0.00	0.00
N+19.65	B14	6306	V50x90	338	B.2.4.3-3	4.23	8.48	0.04	0.00	0.00
N+19.65	B14	6306	V50x90	388	B.2.4.3-3	4.23	9.67	0.04	0.00	0.00
N+19.65	B14	6306	V50x90	388	B.2.4.3-3	3.69	8.95	0.04	17.87	0.07
N+19.65	B14	6306	V50x90	429	B.2.4.3-3	3.69	12.40	0.04	17.87	0.07
N+19.65	B14	6306	V50x90	470	B.2.4.3-3	3.69	14.17	0.04	17.87	0.07
N+19.65	B14	6306	V50x90	470	B.2.4.3-3	4.27	13.85	0.05	19.41	0.08
N+19.65	B14	6306	V50x90	504	B.2.4.3-3	4.27	9.32	0.05	19.41	0.08

TABLE: Concrete Beam Summary - ACI 318-14

Story	Label	Unique Name	Design Section	Station	As Top Combo	As Top	As Bottom	At Shear	Al Torsion	At Torsion
				cm		cm²	cm²	cm²/cm	cm²	cm²/cm
N+19.65	B14	6306	V50x90	538	B.2.4.3-3	4.27	4.76	0.05	19.41	0.08
N+19.65	B14	6306	V50x90	538	B.2.4.3-3	4.44	5.21	0.01	0.00	0.00
N+19.65	B14	6306	V50x90	588	B.2.4.3-3	4.44	4.44	0.01	0.00	0.00
N+19.65	B14	6306	V50x90	638	B.2.4.3-4	5.97	4.44	0.01	0.00	0.00
N+19.65	B14	6306	V50x90	688	B.2.4.3-1	11.22	4.44	0.02	0.00	0.00
N+19.65	B14	6306	V50x90	688	B.2.4.3-1	11.10	4.66	0.04	0.00	0.00
N+19.65	B14	6306	V50x90	719	B.2.4.3-4	14.17	4.66	0.04	0.00	0.00
N+19.65	B14	6306	V50x90	750	B.2.4.3-3	15.10	9.73	0.04	0.00	0.00
N+19.65	B15	6331	V50x90	25	B.2.4.3-4	14.17	8.72	0.07	0.00	0.00
N+19.65	B15	6331	V50x90	56	B.2.4.5-3	12.02	4.70	0.06	0.00	0.00
N+19.65	B15	6331	V50x90	88	B.2.4.5-3	7.29	4.70	0.06	0.00	0.00
N+19.65	B15	6331	V50x90	88	B.2.4.5-3	7.34	4.61	0.04	0.00	0.00
N+19.65	B15	6331	V50x90	138	B.2.4.5-3	4.61	4.61	0.04	0.00	0.00
N+19.65	B15	6331	V50x90	188	B.2.4.5-3	4.61	6.93	0.04	0.00	0.00
N+19.65	B15	6331	V50x90	238	B.2.4.5-3	4.61	10.50	0.04	0.00	0.00
N+19.65	B15	6331	V50x90	238	B.2.4.5-3	4.51	10.22	0.04	0.00	0.00
N+19.65	B15	6331	V50x90	288	B.2.4.5-3	4.51	11.26	0.04	0.00	0.00
N+19.65	B15	6331	V50x90	338	B.2.4.5-3	4.51	12.03	0.04	0.00	0.00
N+19.65	B15	6331	V50x90	388	B.2.4.5-3	4.51	12.53	0.04	0.00	0.00
N+19.65	B15	6331	V50x90	388	B.2.4.5-3	4.40	12.27	0.04	0.00	0.00
N+19.65	B15	6331	V50x90	438	B.2.4.5-3	4.40	11.02	0.04	0.00	0.00
N+19.65	B15	6331	V50x90	488	B.2.4.5-3	4.40	9.50	0.04	0.00	0.00
N+19.65	B15	6331	V50x90	538	B.2.4.5-3	4.40	7.72	0.04	0.00	0.00
N+19.65	B15	6331	V50x90	538	B.2.4.5-3	4.23	7.46	0.00	0.00	0.00
N+19.65	B15	6331	V50x90	588	B.2.4.5-3	4.23	4.23	0.00	0.00	0.00
N+19.65	B15	6331	V50x90	638	B.2.4.5-3	5.05	4.23	0.00	0.00	0.00
N+19.65	B15	6331	V50x90	688	B.2.4.5-3	8.01	4.23	0.00	0.00	0.00
N+19.65	B15	6331	V50x90	688	B.2.4.5-3	7.90	4.06	0.04	0.00	0.00
N+19.65	B15	6331	V50x90	719	B.2.4.3-1	11.28	4.06	0.04	0.00	0.00
N+19.65	B15	6331	V50x90	750	B.2.4.3-4	14.17	7.56	0.04	0.00	0.00
N+19.65	B18	6305	V40x90	0	B.2.4.5-3	12.01	8.89	0.08	0.00	0.00
N+19.65	B18	6305	V40x90	44	B.2.4.5-3	11.20	6.09	0.08	0.00	0.00
N+19.65	B18	6305	V40x90	88	B.2.4.5-3	9.20	6.09	0.08	0.00	0.00
N+19.65	B18	6305	V40x90	88	B.2.4.5-3	5.92	5.92	0.05	0.00	0.00
N+19.65	B18	6305	V40x90	97	B.2.4.5-3	5.92	5.92	0.05	0.00	0.00
N+19.65	B18	6305	V40x90	97	B.2.4.5-3	5.52	5.52	0.06	0.00	0.00
N+19.65	B18	6305	V40x90	145	B.2.4.5-3	5.52	5.52	0.06	0.00	0.00
N+19.65	B18	6305	V40x90	194	B.2.4.5-3	5.52	5.52	0.05	0.00	0.00
N+19.65	B18	6305	V40x90	194	B.2.4.5-3	5.17	5.17	0.05	0.00	0.00
N+19.65	B18	6305	V40x90	238	B.2.4.5-3	5.17	5.17	0.05	0.00	0.00
N+19.65	B18	6305	V40x90	238	B.2.4.5-3	5.36	5.36	0.05	0.00	0.00
N+19.65	B18	6305	V40x90	264	B.2.4.5-3	5.36	5.36	0.05	0.00	0.00
N+19.65	B18	6305	V40x90	291	B.2.4.5-3	5.36	5.36	0.05	0.00	0.00
N+19.65	B18	6305	V40x90	291	B.2.4.5-3	4.84	4.84	0.05	0.00	0.00
N+19.65	B18	6305	V40x90	339	B.2.4.5-3	4.84	4.84	0.05	0.00	0.00
N+19.65	B18	6305	V40x90	388	B.2.4.5-3	4.84	4.84	0.05	0.00	0.00
N+19.65	B18	6305	V40x90	388	B.2.4.5-3	5.29	5.29	0.05	0.00	0.00
N+19.65	B18	6305	V40x90	436	B.2.4.5-3	5.29	5.29	0.05	0.00	0.00
N+19.65	B18	6305	V40x90	484	B.2.4.5-3	5.29	5.29	0.05	0.00	0.00
N+19.65	B18	6305	V40x90	484	B.2.4.5-3	4.74	4.74	0.05	0.00	0.00
N+19.65	B18	6305	V40x90	511	B.2.4.5-3	4.74	4.74	0.05	0.00	0.00
N+19.65	B18	6305	V40x90	538	B.2.4.5-3	4.74	4.74	0.05	0.00	0.00
N+19.65	B18	6305	V40x90	538	B.2.4.5-3	4.88	4.88	0.05	0.00	0.00
N+19.65	B18	6305	V40x90	581	B.2.4.5-3	4.88	4.88	0.05	0.00	0.00
N+19.65	B18	6305	V40x90	581	B.2.4.5-3	4.71	4.71	0.06	0.00	0.00
N+19.65	B18	6305	V40x90	630	B.2.4.5-3	4.71	4.71	0.06	0.00	0.00
N+19.65	B18	6305	V40x90	678	B.2.4.5-3	4.71	4.71	0.06	0.00	0.00

TABLE: Concrete Beam Summary - ACI 318-14

Story	Label	Unique Name	Design Section	Station	As Top Combo	As Top	As Bottom	At Shear	Al Torsion	At Torsion
				cm		cm²	cm²	cm²/cm	cm²	cm²/cm
N+19.65	B18	6305	V40x90	678	B.2.4.5-3	4.42	4.42	0.05	0.00	0.00
N+19.65	B18	6305	V40x90	688	B.2.4.5-3	4.42	4.42	0.05	0.00	0.00
N+19.65	B18	6305	V40x90	688	B.2.4.5-3	9.46	4.36	0.08	0.00	0.00
N+19.65	B18	6305	V40x90	731	B.2.4.5-3	11.20	4.36	0.08	0.00	0.00
N+19.65	B18	6305	V40x90	775	B.2.4.5-3	12.93	8.58	0.09	0.00	0.00
N+19.65	B19	6302	V40x90	0	B.2.4.5-3	13.97	10.12	0.03	0.00	0.00
N+19.65	B19	6302	V40x90	44	B.2.4.3-4	11.20	5.98	0.03	0.00	0.00
N+19.65	B19	6302	V40x90	88	B.2.4.5-3	10.33	5.98	0.02	0.00	0.00
N+19.65	B19	6302	V40x90	88	B.2.4.5-3	5.94	5.94	0.00	0.00	0.00
N+19.65	B19	6302	V40x90	98	B.2.4.5-3	5.94	5.94	0.00	0.00	0.00
N+19.65	B19	6302	V40x90	98	B.2.4.5-3	5.24	5.24	0.00	0.00	0.00
N+19.65	B19	6302	V40x90	147	B.2.4.5-3	5.24	5.24	0.00	0.00	0.00
N+19.65	B19	6302	V40x90	195	B.2.4.5-3	5.24	5.24	0.00	0.00	0.00
N+19.65	B19	6302	V40x90	195	B.2.4.5-3	4.84	4.84	0.00	0.00	0.00
N+19.65	B19	6302	V40x90	238	B.2.4.5-3	4.84	4.84	0.00	0.00	0.00
N+19.65	B19	6302	V40x90	238	B.2.4.5-3	4.92	4.92	0.00	0.00	0.00
N+19.65	B19	6302	V40x90	265	B.2.4.5-3	4.92	4.92	0.00	0.00	0.00
N+19.65	B19	6302	V40x90	293	B.2.4.5-3	4.92	4.92	0.00	0.00	0.00
N+19.65	B19	6302	V40x90	293	B.2.4.5-8	4.67	4.67	0.00	0.00	0.00
N+19.65	B19	6302	V40x90	340	B.2.4.5-8	4.67	4.67	0.00	0.00	0.00
N+19.65	B19	6302	V40x90	388	B.2.4.5-8	4.67	4.67	0.00	0.00	0.00
N+19.65	B19	6302	V40x90	388	B.2.4.5-3	4.77	4.77	0.00	0.00	0.00
N+19.65	B19	6302	V40x90	391	B.2.4.5-3	4.77	4.77	0.00	0.00	0.00
N+19.65	B19	6302	V40x90	391	B.2.4.5-8	5.07	5.07	0.03	0.00	0.00
N+19.65	B19	6302	V40x90	438	B.2.4.5-8	5.07	5.07	0.03	0.00	0.00
N+19.65	B19	6302	V40x90	484	B.2.4.5-8	5.07	5.07	0.03	0.00	0.00
N+19.65	B19	6302	V40x90	484	B.2.4.5-8	4.88	4.88	0.00	0.00	0.00
N+19.65	B19	6302	V40x90	488	B.2.4.5-8	4.88	4.88	0.00	0.00	0.00
N+19.65	B19	6302	V40x90	488	B.2.4.5-3	5.10	5.10	0.00	0.00	0.00
N+19.65	B19	6302	V40x90	538	B.2.4.5-3	5.10	5.10	0.00	0.00	0.00
N+19.65	B19	6302	V40x90	538	B.2.4.5-8	4.83	4.83	0.00	0.00	0.00
N+19.65	B19	6302	V40x90	586	B.2.4.5-8	4.83	4.83	0.00	0.00	0.00
N+19.65	B19	6302	V40x90	586	B.2.4.5-3	5.17	5.17	0.00	0.00	0.00
N+19.65	B19	6302	V40x90	633	B.2.4.5-3	5.17	5.17	0.00	0.00	0.00
N+19.65	B19	6302	V40x90	681	B.2.4.5-3	5.17	5.17	0.00	0.00	0.00
N+19.65	B19	6302	V40x90	681	B.2.4.5-3	6.10	6.10	0.00	0.00	0.00
N+19.65	B19	6302	V40x90	688	B.2.4.5-3	6.10	6.10	0.00	0.00	0.00
N+19.65	B19	6302	V40x90	688	B.2.4.5-3	6.77	6.08	0.02	0.00	0.00
N+19.65	B19	6302	V40x90	731	B.2.4.5-3	9.94	6.08	0.02	0.00	0.00
N+19.65	B19	6302	V40x90	775	B.2.4.5-3	11.20	7.57	0.02	0.00	0.00
N+19.65	B24	6309	V50x90	25	B.2.4.5-3	15.31	10.46	0.09	0.00	0.00
N+19.65	B24	6309	V50x90	56	B.2.4.5-3	14.17	5.61	0.08	0.00	0.00
N+19.65	B24	6309	V50x90	88	B.2.4.5-3	9.42	5.61	0.08	0.00	0.00
N+19.65	B24	6309	V50x90	88	B.2.4.5-3	9.44	5.55	0.04	0.00	0.00
N+19.65	B24	6309	V50x90	138	B.2.4.5-3	5.55	5.55	0.04	0.00	0.00
N+19.65	B24	6309	V50x90	188	B.2.4.5-3	5.55	6.80	0.04	0.00	0.00
N+19.65	B24	6309	V50x90	238	B.2.4.5-3	5.55	10.85	0.04	0.00	0.00
N+19.65	B24	6309	V50x90	238	B.2.4.5-3	5.53	10.82	0.04	0.00	0.00
N+19.65	B24	6309	V50x90	288	B.2.4.5-3	5.53	12.29	0.04	0.00	0.00
N+19.65	B24	6309	V50x90	338	B.2.4.5-3	5.53	13.51	0.04	0.00	0.00
N+19.65	B24	6309	V50x90	388	B.2.4.5-3	5.53	14.17	0.04	0.00	0.00
N+19.65	B24	6309	V50x90	388	B.2.4.5-3	5.57	14.17	0.04	0.00	0.00
N+19.65	B24	6309	V50x90	438	B.2.4.5-3	5.57	13.37	0.04	0.00	0.00
N+19.65	B24	6309	V50x90	488	B.2.4.5-3	5.57	11.99	0.04	0.00	0.00
N+19.65	B24	6309	V50x90	538	B.2.4.5-3	5.57	10.35	0.04	0.00	0.00
N+19.65	B24	6309	V50x90	538	B.2.4.5-3	5.65	10.43	0.00	0.00	0.00
N+19.65	B24	6309	V50x90	588	B.2.4.5-3	5.65	6.20	0.00	0.00	0.00

TABLE: Concrete Beam Summary - ACI 318-14

Story	Label	Unique Name	Design Section	Station	As Top Combo	As Top	As Bottom	At Shear	Al Torsion	At Torsion
				cm		cm²	cm²	cm²/cm	cm²	cm²/cm
N+19.65	B24	6309	V50x90	638	B.2.4.5-3	5.65	5.65	0.00	0.00	0.00
N+19.65	B24	6309	V50x90	688	B.2.4.5-3	5.67	5.65	0.01	0.00	0.00
N+19.65	B24	6309	V50x90	688	B.2.4.5-3	5.75	5.75	0.08	21.02	0.09
N+19.65	B24	6309	V50x90	719	B.2.4.3-3	11.11	5.75	0.08	21.02	0.09
N+19.65	B24	6309	V50x90	750	B.2.4.3-4	14.17	8.72	0.08	21.02	0.09
N+19.65	B25	6329	V50x90	25	B.2.4.3-4	14.17	7.94	0.06	24.28	0.10
N+19.65	B25	6329	V50x90	56	B.2.4.3-4	9.80	4.76	0.06	24.28	0.10
N+19.65	B25	6329	V50x90	88	B.2.4.5-3	5.05	4.76	0.06	24.28	0.10
N+19.65	B25	6329	V50x90	88	B.2.4.5-3	5.31	4.89	0.04	0.00	0.00
N+19.65	B25	6329	V50x90	138	B.2.4.5-3	4.89	4.89	0.04	0.00	0.00
N+19.65	B25	6329	V50x90	188	B.2.4.5-3	4.89	7.01	0.04	0.00	0.00
N+19.65	B25	6329	V50x90	238	B.2.4.5-3	4.89	9.21	0.04	0.00	0.00
N+19.65	B25	6329	V50x90	238	B.2.4.5-3	5.17	9.13	0.00	0.00	0.00
N+19.65	B25	6329	V50x90	288	B.2.4.5-3	5.17	9.67	0.00	0.00	0.00
N+19.65	B25	6329	V50x90	338	B.2.4.5-3	5.17	9.96	0.00	0.00	0.00
N+19.65	B25	6329	V50x90	388	B.2.4.5-3	5.17	10.00	0.00	0.00	0.00
N+19.65	B25	6329	V50x90	388	B.2.4.5-3	5.57	10.04	0.04	0.00	0.00
N+19.65	B25	6329	V50x90	438	B.2.4.5-3	5.57	9.18	0.04	0.00	0.00
N+19.65	B25	6329	V50x90	488	B.2.4.5-3	5.57	8.06	0.04	0.00	0.00
N+19.65	B25	6329	V50x90	538	B.2.4.5-3	5.57	6.70	0.04	0.00	0.00
N+19.65	B25	6329	V50x90	538	B.2.4.5-3	6.16	6.91	0.04	0.00	0.00
N+19.65	B25	6329	V50x90	588	B.2.4.5-3	6.16	6.16	0.04	0.00	0.00
N+19.65	B25	6329	V50x90	638	B.2.4.5-3	7.50	6.16	0.04	0.00	0.00
N+19.65	B25	6329	V50x90	688	B.2.4.5-3	9.77	6.16	0.04	0.00	0.00
N+19.65	B25	6329	V50x90	688	B.2.4.5-3	10.49	6.80	0.04	16.84	0.07
N+19.65	B25	6329	V50x90	719	B.2.4.5-3	12.89	6.80	0.04	16.84	0.07
N+19.65	B25	6329	V50x90	750	B.2.4.5-3	14.17	9.69	0.04	16.84	0.07
N+19.65	B206	6308	V40x90	63	B.2.4.7-8	11.20	19.02	0.10	0.00	0.00
N+19.65	B206	6308	V40x90	88	B.2.4.5-3	11.20	17.25	0.10	0.00	0.00
N+19.65	B206	6308	V40x90	88	B.2.4.5-8	10.72	15.90	0.07	0.00	0.00
N+19.65	B206	6308	V40x90	138	B.2.4.5-8	10.72	13.35	0.07	0.00	0.00
N+19.65	B206	6308	V40x90	188	B.2.4.5-8	10.72	11.20	0.07	0.00	0.00
N+19.65	B206	6308	V40x90	238	B.2.4.5-8	10.72	10.72	0.07	0.00	0.00
N+19.65	B206	6308	V40x90	238	B.2.4.5-8	9.39	9.61	0.08	0.00	0.00
N+19.65	B206	6308	V40x90	288	B.2.4.5-8	9.39	9.39	0.08	0.00	0.00
N+19.65	B206	6308	V40x90	338	B.2.4.5-8	9.39	9.39	0.08	0.00	0.00
N+19.65	B206	6308	V40x90	388	B.2.4.5-3	11.20	9.39	0.09	0.00	0.00
N+19.65	B206	6308	V40x90	388	B.2.4.5-8	11.20	8.70	0.12	9.72	0.04
N+19.65	B206	6308	V40x90	422	B.2.4.5-8	13.17	8.70	0.12	9.72	0.04
N+19.65	B206	6308	V40x90	456	B.2.4.5-8	17.23	8.70	0.12	9.72	0.04
N+19.65	B206	6308	V40x90	490	B.2.4.5-8	21.47	8.70	0.12	9.72	0.04
N+19.65	B206	6308	V40x90	490	B.2.4.5-8	17.75	9.61	0.00	29.54	0.13
N+19.65	B206	6308	V40x90	538	B.2.4.5-8	12.69	9.61	0.00	29.54	0.13
N+19.65	B206	6308	V40x90	538	B.2.4.5-8	12.41	9.16	0.09	0.00	0.00
N+19.65	B206	6308	V40x90	588	B.2.4.5-3	11.20	9.16	0.09	0.00	0.00
N+19.65	B206	6308	V40x90	638	B.2.4.5-8	9.16	9.16	0.08	0.00	0.00
N+19.65	B206	6308	V40x90	688	B.2.4.5-3	5.04	6.03	0.08	0.00	0.00
N+19.65	B207	6330	V50x90	63	B.2.4.5-8	14.47	9.27	0.07	0.00	0.00
N+19.65	B207	6330	V50x90	88	B.2.4.5-8	14.17	5.43	0.07	0.00	0.00
N+19.65	B207	6330	V50x90	88	B.2.4.5-8	14.17	5.58	0.04	0.00	0.00
N+19.65	B207	6330	V50x90	138	B.2.4.5-8	10.88	5.58	0.04	0.00	0.00
N+19.65	B207	6330	V50x90	188	B.2.4.5-8	6.77	5.58	0.04	0.00	0.00
N+19.65	B207	6330	V50x90	238	B.2.4.5-3	5.58	5.58	0.04	0.00	0.00
N+19.65	B207	6330	V50x90	238	B.2.4.5-3	5.72	5.72	0.04	0.00	0.00
N+19.65	B207	6330	V50x90	288	B.2.4.5-3	5.72	5.72	0.04	0.00	0.00
N+19.65	B207	6330	V50x90	338	B.2.4.5-3	5.72	5.72	0.04	0.00	0.00
N+19.65	B207	6330	V50x90	388	B.2.4.5-3	5.72	5.79	0.04	0.00	0.00

TABLE: Concrete Beam Summary - ACI 318-14

Story	Label	Unique Name	Design Section	Station	As Top Combo	As Top	As Bottom	At Shear	Al Torsion	At Torsion
				cm		cm²	cm²	cm²/cm	cm²	cm²/cm
N+19.65	B207	6330	V50x90	388	B.2.4.5-3	5.81	5.81	0.00	0.00	0.00
N+19.65	B207	6330	V50x90	438	B.2.4.5-3	5.81	6.99	0.00	0.00	0.00
N+19.65	B207	6330	V50x90	488	B.2.4.5-3	5.81	8.04	0.00	0.00	0.00
N+19.65	B207	6330	V50x90	538	B.2.4.5-3	5.81	8.88	0.00	0.00	0.00
N+19.65	B207	6330	V50x90	538	B.2.4.5-3	5.92	8.89	0.00	0.00	0.00
N+19.65	B207	6330	V50x90	588	B.2.4.5-3	5.92	9.48	0.00	0.00	0.00
N+19.65	B207	6330	V50x90	638	B.2.4.5-3	5.92	9.87	0.00	0.00	0.00
N+19.65	B207	6330	V50x90	688	B.2.4.5-3	5.92	10.05	0.00	0.00	0.00
N+19.65	B207	6330	V50x90	688	B.2.4.5-3	6.01	10.01	0.04	0.00	0.00
N+19.65	B207	6330	V50x90	725	B.2.4.5-3	6.01	10.34	0.04	0.00	0.00
N+19.65	B207	6330	V50x90	762	B.2.4.5-3	6.01	10.56	0.04	0.00	0.00
N+19.65	B207	6330	V50x90	799	B.2.4.5-3	6.01	10.68	0.04	0.00	0.00
N+19.65	B207	6330	V50x90	799	B.2.4.5-3	5.98	10.68	0.04	0.00	0.00
N+19.65	B207	6330	V50x90	838	B.2.4.5-3	5.98	10.82	0.04	0.00	0.00
N+19.65	B207	6330	V50x90	876	B.2.4.5-3	5.98	10.84	0.04	0.00	0.00
N+19.65	B207	6330	V50x90	915	B.2.4.5-3	5.98	10.74	0.04	0.00	0.00
N+19.65	B207	6330	V50x90	954	B.2.4.5-3	5.98	10.51	0.04	0.00	0.00
N+19.65	B207	6330	V50x90	954	B.2.4.5-3	5.91	10.54	0.00	0.00	0.00
N+19.65	B207	6330	V50x90	992	B.2.4.5-3	5.91	10.25	0.00	0.00	0.00
N+19.65	B207	6330	V50x90	1031	B.2.4.5-3	5.91	9.83	0.00	0.00	0.00
N+19.65	B207	6330	V50x90	1069	B.2.4.5-3	5.91	9.29	0.00	0.00	0.00
N+19.65	B207	6330	V50x90	1108	B.2.4.5-3	5.91	8.64	0.00	0.00	0.00
N+19.65	B207	6330	V50x90	1108	B.2.4.5-3	5.82	9.44	0.04	0.00	0.00
N+19.65	B207	6330	V50x90	1158	B.2.4.5-3	5.82	7.61	0.04	0.00	0.00
N+19.65	B207	6330	V50x90	1208	B.2.4.5-3	5.82	5.82	0.04	0.00	0.00
N+19.65	B207	6330	V50x90	1258	B.2.4.5-3	5.82	5.82	0.04	0.00	0.00
N+19.65	B207	6330	V50x90	1258	B.2.4.5-3	5.79	5.79	0.04	0.00	0.00
N+19.65	B207	6330	V50x90	1308	B.2.4.5-3	5.79	5.79	0.04	0.00	0.00
N+19.65	B207	6330	V50x90	1358	B.2.4.5-8	6.51	5.79	0.04	0.00	0.00
N+19.65	B207	6330	V50x90	1408	B.2.4.5-8	10.27	5.79	0.04	0.00	0.00
N+19.65	B207	6330	V50x90	1408	B.2.4.5-8	10.00	5.70	0.05	0.00	0.00
N+19.65	B207	6330	V50x90	1457	B.2.4.3-4	14.17	5.70	0.05	0.00	0.00
N+19.65	B207	6330	V50x90	1505	B.2.4.3-1	18.61	11.72	0.05	0.00	0.00
N+19.65	B216	6312	V50x90	0	B.2.4.7-4	0.26	0.96	0.10	0.00	0.00
N+19.65	B216	6312	V50x90	38	B.2.4.3-1	4.27	4.27	0.10	0.00	0.00
N+19.65	B216	6312	V50x90	75	B.2.4.3-1	4.27	4.27	0.10	0.00	0.00
N+19.65	B216	6312	V50x90	75	B.2.4.3-1	4.27	4.27	0.11	0.00	0.00
N+19.65	B216	6312	V50x90	116	B.2.4.3-1	4.27	4.27	0.11	0.00	0.00
N+19.65	B216	6312	V50x90	157	B.2.4.3-1	4.27	4.27	0.11	0.00	0.00
N+19.65	B216	6312	V50x90	157	B.2.4.3-1	4.35	4.35	0.16	0.00	0.00
N+19.65	B216	6312	V50x90	201	B.2.4.3-1	7.87	4.35	0.16	0.00	0.00
N+19.65	B216	6312	V50x90	245	B.2.4.3-1	12.55	4.35	0.16	0.00	0.00
N+19.65	B216	6312	V50x90	289	B.2.4.4-4	14.17	8.67	0.17	0.00	0.00
N+19.65	B218	6313	V50x90	0	B.2.4.7-4	0.21	2.91	0.10	22.81	0.09
N+19.65	B218	6313	V50x90	38	B.2.4.3-4	4.61	4.61	0.10	22.81	0.09
N+19.65	B218	6313	V50x90	75	B.2.4.3-4	4.61	4.61	0.10	22.81	0.09
N+19.65	B218	6313	V50x90	75	B.2.4.3-4	4.63	4.63	0.11	0.00	0.00
N+19.65	B218	6313	V50x90	116	B.2.4.3-4	4.63	4.63	0.12	0.00	0.00
N+19.65	B218	6313	V50x90	157	B.2.4.3-4	4.63	4.63	0.12	0.00	0.00
N+19.65	B218	6313	V50x90	157	B.2.4.3-4	4.54	4.54	0.16	0.00	0.00
N+19.65	B218	6313	V50x90	201	B.2.4.5-8	6.54	4.54	0.16	0.00	0.00
N+19.65	B218	6313	V50x90	245	B.2.4.3-4	12.09	4.54	0.17	0.00	0.00
N+19.65	B218	6313	V50x90	289	B.2.4.4-4	14.17	9.16	0.17	0.00	0.00
N+19.65	B221	6318	V50x90	0	B.2.4.5-8	0.44	1.28	0.04	0.00	0.00
N+19.65	B221	6318	V50x90	39	B.2.4.3-3	11.89	11.89	0.04	0.00	0.00
N+19.65	B221	6318	V50x90	78	B.2.4.3-3	11.89	11.89	0.04	0.00	0.00
N+19.65	B221	6318	V50x90	118	B.2.4.3-3	11.89	11.89	0.04	0.00	0.00

TABLE: Concrete Beam Summary - ACI 318-14

Story	Label	Unique Name	Design Section	Station	As Top Combo	As Top	As Bottom	At Shear	Al Torsion	At Torsion
				cm		cm²	cm²	cm²/cm	cm²	cm²/cm
N+19.65	B221	6318	V50x90	118	B.2.4.3-4	11.74	11.74	0.04	0.00	0.00
N+19.65	B221	6318	V50x90	168	B.2.4.3-4	11.74	11.74	0.04	0.00	0.00
N+19.65	B221	6318	V50x90	218	B.2.4.3-4	11.74	11.74	0.04	0.00	0.00
N+19.65	B221	6318	V50x90	268	B.2.4.3-4	11.74	11.74	0.04	0.00	0.00
N+19.65	B221	6318	V50x90	268	B.2.4.3-4	11.57	11.57	0.04	0.00	0.00
N+19.65	B221	6318	V50x90	318	B.2.4.3-4	11.57	11.57	0.04	0.00	0.00
N+19.65	B221	6318	V50x90	368	B.2.4.3-4	11.57	11.57	0.04	0.00	0.00
N+19.65	B221	6318	V50x90	418	B.2.4.3-4	11.57	11.57	0.04	0.00	0.00
N+19.65	B221	6318	V50x90	418	B.2.4.3-4	11.35	11.35	0.04	0.00	0.00
N+19.65	B221	6318	V50x90	456	B.2.4.3-4	11.35	11.35	0.04	0.00	0.00
N+19.65	B221	6318	V50x90	495	B.2.4.3-4	11.35	11.35	0.04	0.00	0.00
N+19.65	B221	6318	V50x90	495	B.2.4.3-4	11.46	11.46	0.02	0.00	0.00
N+19.65	B221	6318	V50x90	531	B.2.4.3-4	11.46	11.46	0.02	0.00	0.00
N+19.65	B221	6318	V50x90	568	B.2.4.3-4	11.46	11.46	0.02	0.00	0.00
N+19.65	B221	6318	V50x90	568	B.2.4.3-4	11.09	11.09	0.04	0.00	0.00
N+19.65	B221	6318	V50x90	618	B.2.4.3-4	14.17	11.09	0.05	0.00	0.00
N+19.65	B221	6318	V50x90	668	B.2.4.3-3	17.98	11.09	0.05	0.00	0.00
N+19.65	B221	6318	V50x90	718	B.2.4.3-3	23.70	11.09	0.05	0.00	0.00
N+19.65	B221	6318	V50x90	718	B.2.4.3-3	23.16	10.58	0.15	0.00	0.00
N+19.65	B221	6318	V50x90	745	B.2.4.3-3	29.86	10.58	0.15	0.00	0.00
N+19.65	B221	6318	V50x90	773	B.2.4.3-3	36.83	17.14	0.16	0.00	0.00
N+19.65	B222	6317	V30X90	0	B.2.4.5-8	1.22	0.81	0.00	0.00	0.00
N+19.65	B222	6317	V30X90	46	B.2.4.5-8	0.95	0.95	0.00	0.00	0.00
N+19.65	B222	6317	V30X90	93	B.2.4.5-8	0.95	1.50	0.00	0.00	0.00
N+19.65	B222	6317	V30X90	139	B.2.4.5-8	0.95	2.00	0.00	0.00	0.00
N+19.65	B222	6317	V30X90	186	B.2.4.5-8	0.95	2.40	0.00	0.00	0.00
N+19.65	B222	6317	V30X90	232	B.2.4.5-8	0.95	2.69	0.00	0.00	0.00
N+19.65	B222	6317	V30X90	278	B.2.4.5-8	0.95	2.88	0.00	0.00	0.00
N+19.65	B222	6317	V30X90	325	B.2.4.5-8	0.95	2.99	0.00	0.00	0.00
N+19.65	B222	6317	V30X90	371	B.2.4.5-8	0.95	2.99	0.00	0.00	0.00
N+19.65	B222	6317	V30X90	418	B.2.4.5-8	0.95	2.88	0.00	0.00	0.00
N+19.65	B222	6317	V30X90	418	B.2.4.5-8	0.93	2.40	0.03	0.00	0.00
N+19.65	B222	6317	V30X90	468	B.2.4.5-8	0.93	2.06	0.03	0.00	0.00
N+19.65	B222	6317	V30X90	518	B.2.4.5-8	0.93	1.56	0.03	0.00	0.00
N+19.65	B222	6317	V30X90	568	B.2.4.5-8	0.93	0.93	0.03	0.00	0.00
N+19.65	B222	6317	V30X90	568	B.2.4.7-4	0.80	0.77	0.03	0.00	0.00
N+19.65	B222	6317	V30X90	618	B.2.4.7-4	0.85	0.77	0.03	0.00	0.00
N+19.65	B222	6317	V30X90	668	B.2.4.5-3	1.17	0.77	0.03	0.00	0.00
N+19.65	B222	6317	V30X90	718	B.2.4.5-3	1.72	0.77	0.03	0.00	0.00
N+19.65	B222	6317	V30X90	718	B.2.4.5-3	1.78	0.69	0.03	0.00	0.00
N+19.65	B222	6317	V30X90	757	B.2.4.5-3	1.86	0.69	0.03	0.00	0.00
N+19.65	B222	6317	V30X90	796	B.2.4.5-3	2.06	0.69	0.03	0.00	0.00
N+19.65	B222	6317	V30X90	835	B.2.4.5-3	2.38	1.25	0.03	0.00	0.00
N+19.65	B223	6316	V30X90	0	B.2.4.7-4	0.17	0.72	0.08	0.00	0.00
N+19.65	B223	6316	V30X90	48	B.2.4.5-3	1.93	1.93	0.08	0.00	0.00
N+19.65	B223	6316	V30X90	96	B.2.4.5-3	2.36	1.93	0.08	0.00	0.00
N+19.65	B223	6316	V30X90	143	B.2.4.5-3	3.87	1.93	0.08	0.00	0.00
N+19.65	B223	6316	V30X90	191	B.2.4.3-1	5.65	1.93	0.09	0.00	0.00
N+19.65	B223	6316	V30X90	239	B.2.4.3-1	7.59	3.73	0.09	0.00	0.00
N+19.65	B224	6315	V30X90	75	B.2.4.3-1	29.48	11.92	0.22	0.00	0.00
N+19.65	B224	6315	V30X90	88	B.2.4.3-1	26.62	5.58	0.22	0.00	0.00
N+19.65	B224	6315	V30X90	88	B.2.4.3-1	27.04	6.10	0.19	0.00	0.00
N+19.65	B224	6315	V30X90	138	B.2.4.3-1	19.04	6.10	0.19	0.00	0.00
N+19.65	B224	6315	V30X90	188	B.2.4.3-1	11.73	6.10	0.19	0.00	0.00
N+19.65	B224	6315	V30X90	238	B.2.4.5-3	7.57	6.10	0.19	0.00	0.00
N+19.65	B224	6315	V30X90	238	B.2.4.5-3	8.31	6.81	0.17	12.31	0.06
N+19.65	B224	6315	V30X90	288	B.2.4.3-1	6.81	6.81	0.16	12.31	0.06

TABLE: Concrete Beam Summary - ACI 318-14

Story	Label	Unique Name	Design Section	Station	As Top Combo	As Top	As Bottom	At Shear	Al Torsion	At Torsion
				cm		cm²	cm²	cm²/cm	cm²	cm²/cm
N+19.65	B224	6315	V30X90	338	B.2.4.3-1	6.81	6.81	0.16	12.31	0.06
N+19.65	B224	6315	V30X90	388	B.2.4.3-1	6.81	6.81	0.16	12.31	0.06
N+19.65	B224	6315	V30X90	388	B.2.4.3-1	7.29	7.29	0.15	12.00	0.06
N+19.65	B224	6315	V30X90	438	B.2.4.3-1	7.29	7.53	0.15	12.00	0.06
N+19.65	B224	6315	V30X90	488	B.2.4.3-1	7.29	8.90	0.15	12.00	0.06
N+19.65	B224	6315	V30X90	538	B.2.4.3-1	7.29	12.06	0.14	12.00	0.06
N+19.65	B224	6315	V30X90	538	B.2.4.3-1	7.67	11.77	0.14	0.00	0.00
N+19.65	B224	6315	V30X90	588	B.2.4.3-1	7.67	14.45	0.14	0.00	0.00
N+19.65	B224	6315	V30X90	638	B.2.4.3-1	7.67	17.01	0.14	0.00	0.00
N+19.65	B224	6315	V30X90	688	B.2.4.3-1	7.67	19.44	0.13	0.00	0.00
N+19.65	B224	6315	V30X90	688	B.2.4.3-4	7.91	19.24	0.13	0.00	0.00
N+19.65	B224	6315	V30X90	731	B.2.4.3-4	7.91	21.20	0.13	0.00	0.00
N+19.65	B224	6315	V30X90	775	B.2.4.4-4	0.00	23.07	0.13	0.00	0.00
N+19.65	B225	6314	V30X90	0	B.2.4.4-4	0.00	21.00	0.06	0.00	0.00
N+19.65	B225	6314	V30X90	44	B.2.4.3-4	5.20	20.56	0.06	0.00	0.00
N+19.65	B225	6314	V30X90	88	B.2.4.3-4	5.20	20.00	0.06	0.00	0.00
N+19.65	B225	6314	V30X90	88	B.2.4.3-4	5.28	20.05	0.06	0.00	0.00
N+19.65	B225	6314	V30X90	138	B.2.4.3-4	5.28	19.17	0.06	0.00	0.00
N+19.65	B225	6314	V30X90	188	B.2.4.3-4	5.28	18.12	0.07	0.00	0.00
N+19.65	B225	6314	V30X90	238	B.2.4.3-4	5.28	16.91	0.07	0.00	0.00
N+19.65	B225	6314	V30X90	238	B.2.4.3-4	5.40	17.19	0.07	0.00	0.00
N+19.65	B225	6314	V30X90	288	B.2.4.3-4	5.40	15.70	0.07	0.00	0.00
N+19.65	B225	6314	V30X90	338	B.2.4.3-4	5.40	14.05	0.07	0.00	0.00
N+19.65	B225	6314	V30X90	388	B.2.4.3-4	5.40	12.26	0.08	0.00	0.00
N+19.65	B225	6314	V30X90	388	B.2.4.3-4	5.60	12.76	0.08	0.00	0.00
N+19.65	B225	6314	V30X90	438	B.2.4.3-4	5.60	10.71	0.08	0.00	0.00
N+19.65	B225	6314	V30X90	488	B.2.4.3-4	5.60	8.52	0.08	0.00	0.00
N+19.65	B225	6314	V30X90	538	B.2.4.3-4	5.60	8.27	0.08	0.00	0.00
N+19.65	B225	6314	V30X90	538	B.2.4.3-4	5.97	8.40	0.08	10.46	0.05
N+19.65	B225	6314	V30X90	588	B.2.4.3-4	5.97	5.97	0.09	10.46	0.05
N+19.65	B225	6314	V30X90	638	B.2.4.3-4	5.97	5.97	0.09	10.46	0.05
N+19.65	B225	6314	V30X90	688	B.2.4.3-4	5.97	5.97	0.09	10.46	0.05
N+19.65	B225	6314	V30X90	688	B.2.4.3-3	6.44	6.44	0.09	11.62	0.06
N+19.65	B225	6314	V30X90	731	B.2.4.3-3	6.44	6.44	0.10	11.62	0.06
N+19.65	B225	6314	V30X90	775	B.2.4.3-3	6.84	3.14	0.10	11.62	0.06
N+19.65	B83	6328	V30X90	0	B.2.4.3-4	0.71	0.34	0.05	0.00	0.00
N+19.65	B83	6328	V30X90	39	B.2.4.3-1	2.86	2.86	0.05	0.00	0.00
N+19.65	B83	6328	V30X90	79	B.2.4.3-1	2.86	2.86	0.06	0.00	0.00
N+19.65	B83	6328	V30X90	118	B.2.4.3-1	2.86	2.86	0.06	0.00	0.00
N+19.65	B83	6328	V30X90	157	B.2.4.3-4	3.46	2.86	0.06	0.00	0.00
N+19.65	B83	6328	V30X90	157	B.2.4.3-4	3.53	2.79	0.07	0.00	0.00
N+19.65	B83	6328	V30X90	196	B.2.4.3-4	5.16	2.79	0.07	0.00	0.00
N+19.65	B83	6328	V30X90	236	B.2.4.3-4	7.00	2.79	0.07	0.00	0.00
N+19.65	B83	6328	V30X90	275	B.2.4.3-4	8.40	2.79	0.08	0.00	0.00
N+19.65	B83	6328	V30X90	314	B.2.4.3-1	8.89	5.76	0.08	0.00	0.00
N+19.65	B80	6332	V50x90	25	B.2.4.5-3	14.17	10.70	0.15	13.22	0.05
N+19.65	B80	6332	V50x90	30	B.2.4.5-3	14.17	10.24	0.15	13.22	0.05
N+19.65	B80	6332	V50x90	30	B.2.4.5-3	14.17	10.17	0.13	0.00	0.00
N+19.65	B80	6332	V50x90	70	B.2.4.5-3	13.31	10.17	0.13	0.00	0.00
N+19.65	B80	6332	V50x90	110	B.2.4.5-3	10.89	10.17	0.13	0.00	0.00
N+19.65	B80	6332	V50x90	150	B.2.4.5-3	10.17	10.17	0.13	0.00	0.00
N+19.65	B80	6332	V50x90	150	B.2.4.5-3	8.61	8.61	0.12	0.00	0.00
N+19.65	B80	6332	V50x90	185	B.2.4.5-3	8.61	8.61	0.12	0.00	0.00
N+19.65	B80	6332	V50x90	220	B.2.4.5-3	8.61	8.61	0.12	0.00	0.00
N+19.65	B80	6332	V50x90	220	B.2.4.5-3	8.67	8.67	0.13	0.00	0.00
N+19.65	B80	6332	V50x90	230	B.2.4.5-3	8.67	8.67	0.13	0.00	0.00
N+19.65	B80	6332	V50x90	230	B.2.4.5-3	8.61	8.61	0.15	0.00	0.00

TABLE: Concrete Beam Summary - ACI 318-14

Story	Label	Unique Name	Design Section	Station	As Top Combo	As Top	As Bottom	At Shear	Al Torsion	At Torsion
				cm		cm²	cm²	cm²/cm	cm²	cm²/cm
N+19.65	B80	6332	V50x90	265	B.2.4.5-3	8.61	8.61	0.15	0.00	0.00
N+19.65	B80	6332	V50x90	299	B.2.4.5-3	10.77	8.61	0.15	0.00	0.00
N+19.65	B80	6332	V50x90	299	B.2.4.5-3	10.05	8.01	0.15	0.00	0.00
N+19.65	B80	6332	V50x90	340	B.2.4.5-3	14.17	8.01	0.16	0.00	0.00
N+19.65	B80	6332	V50x90	380	B.2.4.5-3	14.19	8.01	0.16	0.00	0.00
N+19.65	B80	6332	V50x90	420	B.2.4.5-3	17.76	8.01	0.16	0.00	0.00
N+19.65	B80	6332	V50x90	420	B.2.4.5-3	17.80	8.08	0.18	0.00	0.00
N+19.65	B80	6332	V50x90	424	B.2.4.5-3	18.32	13.43	0.18	0.00	0.00
N+19.65	B705	6304	V40x90	0	B.2.4.5-3	7.80	6.52	0.09	0.00	0.00
N+19.65	B705	6304	V40x90	37	B.2.4.3-1	7.09	7.09	0.09	0.00	0.00
N+19.65	B705	6304	V40x90	74	B.2.4.3-1	7.09	7.09	0.08	0.00	0.00
N+19.65	B705	6304	V40x90	111	B.2.4.3-1	7.09	7.09	0.07	0.00	0.00
N+19.65	B705	6304	V40x90	111	B.2.4.3-1	7.69	7.69	0.08	0.00	0.00
N+19.65	B705	6304	V40x90	158	B.2.4.3-1	7.69	7.69	0.07	0.00	0.00
N+19.65	B705	6304	V40x90	158	B.2.4.3-1	7.69	7.69	0.07	0.00	0.00
N+19.65	B705	6304	V40x90	194	B.2.4.3-1	7.69	7.69	0.08	0.00	0.00
N+19.65	B705	6304	V40x90	230	B.2.4.3-1	7.69	7.69	0.08	0.00	0.00
N+19.65	B705	6304	V40x90	266	B.2.4.3-1	7.69	7.69	0.09	0.00	0.00
N+19.65	B705	6304	V40x90	266	B.2.4.3-1	8.13	8.13	0.08	0.00	0.00
N+19.65	B705	6304	V40x90	305	B.2.4.5-8	8.88	8.13	0.09	0.00	0.00
N+19.65	B705	6304	V40x90	343	B.2.4.5-8	9.98	8.13	0.09	0.00	0.00
N+19.65	B705	6304	V40x90	382	B.2.4.5-3	11.20	8.13	0.10	0.00	0.00
N+19.65	B705	6304	V40x90	420	B.2.4.4-4	11.20	9.82	0.11	0.00	0.00
N+19.65	B1287	6346	V40x90	0	B.2.4.5-3	0.92	6.95	0.00	0.00	0.00
N+19.65	B1287	6346	V40x90	44	B.2.4.5-3	8.26	8.26	0.00	0.00	0.00
N+19.65	B1287	6346	V40x90	88	B.2.4.5-3	8.26	8.26	0.00	0.00	0.00
N+19.65	B1287	6346	V40x90	88	B.2.4.5-3	8.43	8.43	0.03	0.00	0.00
N+19.65	B1287	6346	V40x90	138	B.2.4.5-3	8.43	8.56	0.03	0.00	0.00
N+19.65	B1287	6346	V40x90	188	B.2.4.5-3	8.43	8.68	0.03	0.00	0.00
N+19.65	B1287	6346	V40x90	238	B.2.4.5-3	8.43	8.54	0.03	0.00	0.00
N+19.65	B1287	6346	V40x90	238	B.2.4.5-3	8.69	8.69	0.03	0.00	0.00
N+19.65	B1287	6346	V40x90	288	B.2.4.5-3	8.69	8.69	0.03	0.00	0.00
N+19.65	B1287	6346	V40x90	338	B.2.4.5-3	8.69	8.69	0.03	0.00	0.00
N+19.65	B1287	6346	V40x90	388	B.2.4.5-3	8.69	8.69	0.03	0.00	0.00
N+19.65	B1287	6346	V40x90	388	B.2.4.5-3	9.04	9.04	0.03	0.00	0.00
N+19.65	B1287	6346	V40x90	438	B.2.4.5-3	9.04	9.04	0.03	0.00	0.00
N+19.65	B1287	6346	V40x90	488	B.2.4.5-3	9.04	9.04	0.03	0.00	0.00
N+19.65	B1287	6346	V40x90	538	B.2.4.5-3	9.04	9.04	0.03	0.00	0.00
N+19.65	B1287	6346	V40x90	538	B.2.4.5-3	9.51	9.51	0.04	0.00	0.00
N+19.65	B1287	6346	V40x90	588	B.2.4.5-3	9.96	9.51	0.04	0.00	0.00
N+19.65	B1287	6346	V40x90	638	B.2.4.5-3	11.20	9.51	0.05	0.00	0.00
N+19.65	B1287	6346	V40x90	688	B.2.4.5-3	13.46	9.51	0.05	0.00	0.00
N+19.65	B1287	6346	V40x90	688	B.2.4.5-3	13.67	9.97	0.10	0.00	0.00
N+19.65	B1287	6346	V40x90	731	B.2.4.5-3	19.08	9.97	0.10	0.00	0.00
N+19.65	B1287	6346	V40x90	775	B.2.4.5-3	24.79	13.06	0.10	0.00	0.00
N+19.65	B1292	8245	V40x90	0	B.2.4.5-8	2.36	2.10	0.04	0.00	0.00
N+19.65	B1292	8245	V40x90	48	B.2.4.5-8	2.30	2.10	0.04	0.00	0.00
N+19.65	B1292	8245	V40x90	48	B.2.4.5-8	2.04	1.77	0.04	0.00	0.00
N+19.65	B1292	8245	V40x90	98	B.2.4.5-8	1.88	1.82	0.04	0.00	0.00
N+19.65	B1292	8245	V40x90	148	B.2.4.5-8	1.87	1.77	0.04	0.00	0.00
N+19.65	B1292	8245	V40x90	198	B.2.4.5-8	1.99	1.83	0.04	0.00	0.00
N+19.65	B1228	132	V50x90	63	B.2.4.5-8	5.38	5.61	0.09	0.00	0.00
N+19.65	B1228	132	V50x90	73	B.2.4.5-8	5.38	5.59	0.09	0.00	0.00
N+19.65	B1228	132	V50x90	73	B.2.4.5-8	5.28	5.24	0.09	12.88	0.04
N+19.65	B1228	132	V50x90	123	B.2.4.5-8	5.03	5.52	0.09	12.88	0.04
N+19.65	B1228	132	V50x90	173	B.2.4.5-8	5.05	5.60	0.09	12.88	0.04
N+19.65	B1228	132	V50x90	223	B.2.4.5-8	5.31	5.46	0.09	12.88	0.04

TABLE: Concrete Beam Summary - ACI 318-14

Story	Label	Unique Name	Design Section	Station	As Top Combo	As Top	As Bottom	At Shear	Al Torsion	At Torsion
				cm		cm²	cm²	cm²/cm	cm²	cm²/cm
N+19.65	B1228	132	V50x90	223	B.2.4.5-3	5.50	5.83	0.09	12.40	0.05
N+19.65	B1228	132	V50x90	250	B.2.4.5-3	5.48	5.97	0.09	12.40	0.05
N+19.65	B1228	132	V50x90	278	B.2.4.5-3	5.53	6.03	0.09	12.40	0.05
N+19.65	B1238	121	V50x90	0	B.2.4.5-8	2.34	3.50	0.03	27.33	0.11
N+19.65	B1238	121	V50x90	39	B.2.4.5-8	2.64	3.61	0.02	27.33	0.11
N+19.65	B1238	121	V50x90	78	B.2.4.5-8	2.64	3.57	0.03	27.33	0.11
N+19.65	B1238	121	V50x90	118	B.2.4.5-8	2.64	3.37	0.03	27.33	0.11
N+19.65	B1238	121	V50x90	118	B.2.4.5-8	2.46	2.63	0.03	27.69	0.11
N+19.65	B1238	121	V50x90	168	B.2.4.5-8	2.46	2.82	0.02	27.69	0.11
N+19.65	B1238	121	V50x90	218	B.2.4.5-8	2.46	2.78	0.03	27.69	0.11
N+19.65	B1238	121	V50x90	268	B.2.4.5-8	2.46	2.52	0.03	27.69	0.11
N+19.65	B1238	121	V50x90	268	B.2.4.5-8	2.17	2.12	0.03	28.17	0.12
N+19.65	B1238	121	V50x90	318	B.2.4.5-8	2.16	2.12	0.03	28.17	0.12
N+19.65	B1238	121	V50x90	368	B.2.4.5-8	2.38	2.12	0.03	28.17	0.12
N+19.65	B1238	121	V50x90	418	B.2.4.5-8	2.82	2.12	0.03	28.17	0.12
N+19.65	B1238	121	V50x90	418	B.2.4.5-8	2.81	1.91	0.02	28.87	0.12
N+19.65	B1238	121	V50x90	433	B.2.4.5-8	2.82	2.21	0.02	28.87	0.12
N+19.65	B457	6333	V60x90	25	B.2.4.2-1	28.73	17.00	0.22	21.15	0.08
N+19.65	B457	6333	V60x90	40	B.2.4.2-1	25.47	8.45	0.22	21.15	0.08
N+19.65	B457	6333	V60x90	40	B.2.4.2-1	25.37	8.31	0.19	0.00	0.00
N+19.65	B457	6333	V60x90	85	B.2.4.2-1	20.10	8.31	0.19	0.00	0.00
N+19.65	B457	6333	V60x90	130	B.2.4.2-2	17.00	8.31	0.18	0.00	0.00
N+19.65	B457	6333	V60x90	130	B.2.4.2-2	17.00	8.77	0.17	18.91	0.07
N+19.65	B457	6333	V60x90	173	B.2.4.2-1	15.96	8.77	0.17	18.91	0.07
N+19.65	B457	6333	V60x90	217	B.2.4.2-1	11.26	8.77	0.17	18.91	0.07
N+19.65	B457	6333	V60x90	260	B.2.4.2-1	8.77	8.77	0.16	18.91	0.07
N+19.65	B457	6333	V60x90	260	B.2.4.2-1	9.11	9.11	0.16	22.85	0.09
N+19.65	B457	6333	V60x90	297	B.2.4.2-1	9.11	9.11	0.16	22.85	0.09
N+19.65	B457	6333	V60x90	333	B.2.4.2-1	9.11	9.11	0.16	22.85	0.09
N+19.65	B457	6333	V60x90	370	B.2.4.2-1	9.11	9.11	0.15	22.85	0.09
N+19.65	B457	6333	V60x90	370	B.2.4.2-1	9.25	9.25	0.13	0.00	0.00
N+19.65	B457	6333	V60x90	392	B.2.4.7-4	0.32	1.45	0.13	0.00	0.00
N+19.65	B342	8219	V30X90	0	B.2.4.5-3	1.35	0.91	0.03	0.00	0.00
N+19.65	B342	8219	V30X90	47	B.2.4.5-3	1.39	0.87	0.03	0.00	0.00
N+19.65	B342	8219	V30X90	93	B.2.4.5-3	1.52	0.87	0.03	0.00	0.00
N+19.65	B342	8219	V30X90	140	B.2.4.5-3	1.74	0.87	0.03	0.00	0.00
N+19.65	B342	8219	V30X90	140	B.2.4.2-1	2.26	1.00	0.03	0.00	0.00
N+19.65	B342	8219	V30X90	172	B.2.4.2-1	2.32	1.00	0.03	0.00	0.00
N+19.65	B342	8219	V30X90	203	B.2.4.2-1	2.41	1.47	0.03	0.00	0.00
N+19.65	B419	8220	V30X90	0	B.2.4.7-8	0.49	4.44	0.04	0.00	0.00
N+19.65	B419	8220	V30X90	41	B.2.4.5-8	1.50	3.94	0.04	0.00	0.00
N+19.65	B419	8220	V30X90	81	B.2.4.5-8	1.50	3.41	0.04	0.00	0.00
N+19.65	B419	8220	V30X90	122	B.2.4.5-8	1.50	3.54	0.04	0.00	0.00
N+19.65	B419	8220	V30X90	162	B.2.4.5-8	1.50	3.95	0.04	0.00	0.00
N+19.65	B419	8220	V30X90	203	B.2.4.7-8	0.49	4.34	0.04	0.00	0.00
N+19.65	B1205	8224	V30X90	0	B.2.4.5-8	2.02	1.47	0.05	0.00	0.00
N+19.65	B1205	8224	V30X90	41	B.2.4.5-8	1.93	1.45	0.05	0.00	0.00
N+19.65	B1205	8224	V30X90	41	B.2.4.5-8	1.32	1.30	0.05	0.00	0.00
N+19.65	B1205	8224	V30X90	54	B.2.4.5-8	1.29	1.26	0.05	0.00	0.00
N+19.65	B1205	8224	V30X90	54	B.2.4.5-3	0.86	1.06	0.05	0.00	0.00
N+19.65	B1205	8224	V30X90	81	B.2.4.5-3	0.86	1.10	0.05	0.00	0.00
N+19.65	B1205	8224	V30X90	108	B.2.4.7-4	0.59	1.11	0.05	0.00	0.00
N+19.65	B1284	8225	V30X90	0	B.2.4.7-8	0.90	2.95	0.13	0.00	0.00
N+19.65	B1284	8225	V30X90	36	B.2.4.5-3	2.09	3.38	0.13	0.00	0.00
N+19.65	B1284	8225	V30X90	72	B.2.4.5-3	2.09	4.51	0.13	0.00	0.00
N+19.65	B1284	8225	V30X90	108	B.2.4.5-3	0.75	6.00	0.13	0.00	0.00
N+19.65	B1303	8226	V30X90	0	B.2.4.5-3	4.16	2.34	0.03	0.00	0.00

TABLE: Concrete Beam Summary - ACI 318-14

Story	Label	Unique Name	Design Section	Station	As Top Combo	As Top	As Bottom	At Shear	Al Torsion	At Torsion
				cm		cm²	cm²	cm²/cm	cm²	cm²/cm
N+19.65	B1303	8226	V30X90	44	B.2.4.5-8	3.93	1.45	0.03	0.00	0.00
N+19.65	B1303	8226	V30X90	88	B.2.4.5-8	3.89	1.45	0.02	0.00	0.00
N+19.65	B1303	8226	V30X90	88	B.2.4.5-8	3.87	1.48	0.04	0.00	0.00
N+19.65	B1303	8226	V30X90	138	B.2.4.5-8	3.06	1.48	0.04	0.00	0.00
N+19.65	B1303	8226	V30X90	188	B.2.4.5-8	2.45	1.48	0.04	0.00	0.00
N+19.65	B1303	8226	V30X90	238	B.2.4.5-8	2.01	1.48	0.03	0.00	0.00
N+19.65	B1303	8226	V30X90	238	B.2.4.5-3	1.96	1.67	0.04	0.00	0.00
N+19.65	B1303	8226	V30X90	288	B.2.4.5-3	1.67	1.75	0.04	0.00	0.00
N+19.65	B1303	8226	V30X90	338	B.2.4.5-3	1.67	2.23	0.03	0.00	0.00
N+19.65	B1303	8226	V30X90	388	B.2.4.5-3	1.67	2.71	0.03	0.00	0.00
N+19.65	B1303	8226	V30X90	388	B.2.4.5-3	2.06	3.19	0.03	0.00	0.00
N+19.65	B1303	8226	V30X90	422	B.2.4.5-3	2.06	3.19	0.03	0.00	0.00
N+19.65	B1303	8226	V30X90	456	B.2.4.5-3	2.06	3.15	0.03	0.00	0.00
N+19.65	B1303	8226	V30X90	490	B.2.4.7-4	1.80	3.07	0.03	0.00	0.00
N+19.65	B1596	8230	V30X90	0	B.2.4.7-4	1.10	7.66	0.07	0.00	0.00
N+19.65	B1596	8230	V30X90	50	B.2.4.5-8	3.35	6.55	0.08	0.00	0.00
N+19.65	B1596	8230	V30X90	100	B.2.4.5-8	3.35	5.39	0.08	0.00	0.00
N+19.65	B1596	8230	V30X90	150	B.2.4.5-8	3.35	4.17	0.08	0.00	0.00
N+19.65	B1596	8230	V30X90	150	B.2.4.5-8	2.84	3.56	0.08	0.00	0.00
N+19.65	B1596	8230	V30X90	200	B.2.4.5-8	2.84	2.84	0.09	0.00	0.00
N+19.65	B1596	8230	V30X90	250	B.2.4.5-8	2.84	2.84	0.09	0.00	0.00
N+19.65	B1596	8230	V30X90	300	B.2.4.5-8	4.54	2.84	0.09	0.00	0.00
N+19.65	B1596	8230	V30X90	300	B.2.4.5-8	4.24	2.57	0.08	0.00	0.00
N+19.65	B1596	8230	V30X90	349	B.2.4.5-8	5.94	2.57	0.08	0.00	0.00
N+19.65	B1596	8230	V30X90	398	B.2.4.5-8	7.84	2.57	0.09	0.00	0.00
N+19.65	B1596	8230	V30X90	447	B.2.4.5-3	8.40	5.00	0.09	0.00	0.00
N+19.65	B1598	8227	V40x90	0	B.2.4.5-8	1.35	8.67	0.04	0.00	0.00
N+19.65	B1598	8227	V40x90	41	B.2.4.5-8	3.24	7.98	0.04	0.00	0.00
N+19.65	B1598	8227	V40x90	82	B.2.4.5-8	3.24	7.19	0.04	0.00	0.00
N+19.65	B1598	8227	V40x90	82	B.2.4.5-8	2.90	6.82	0.03	0.00	0.00
N+19.65	B1598	8227	V40x90	121	B.2.4.5-8	2.90	6.61	0.03	0.00	0.00
N+19.65	B1598	8227	V40x90	161	B.2.4.5-8	2.90	6.34	0.03	0.00	0.00
N+19.65	B1598	8227	V40x90	200	B.2.4.5-8	2.90	6.43	0.03	0.00	0.00
N+19.65	B1598	8227	V40x90	239	B.2.4.5-8	1.03	6.58	0.04	0.00	0.00
N+19.65	B516	8231	V30X90	0	B.2.4.7-8	2.34	10.87	0.12	0.00	0.00
N+19.65	B516	8231	V30X90	50	B.2.4.5-8	6.04	8.78	0.12	0.00	0.00
N+19.65	B516	8231	V30X90	100	B.2.4.5-8	6.04	8.40	0.12	0.00	0.00
N+19.65	B516	8231	V30X90	150	B.2.4.5-8	6.04	6.04	0.13	0.00	0.00
N+19.65	B516	8231	V30X90	150	B.2.4.5-8	5.84	5.97	0.14	0.00	0.00
N+19.65	B516	8231	V30X90	200	B.2.4.5-8	5.84	5.84	0.14	0.00	0.00
N+19.65	B516	8231	V30X90	250	B.2.4.5-8	5.84	5.84	0.14	0.00	0.00
N+19.65	B516	8231	V30X90	300	B.2.4.5-8	6.16	5.84	0.15	0.00	0.00
N+19.65	B516	8231	V30X90	300	B.2.4.5-8	5.72	5.72	0.17	0.00	0.00
N+19.65	B516	8231	V30X90	349	B.2.4.5-3	8.40	5.72	0.17	0.00	0.00
N+19.65	B516	8231	V30X90	398	B.2.4.5-8	12.80	5.72	0.18	0.00	0.00
N+19.65	B516	8231	V30X90	447	B.2.4.5-8	17.54	8.56	0.18	0.00	0.00
N+19.65	B593	8232	V30X90	0	B.2.4.7-8	0.39	3.61	0.06	0.00	0.00
N+19.65	B593	8232	V30X90	44	B.2.4.5-8	4.28	4.28	0.06	0.00	0.00
N+19.65	B593	8232	V30X90	88	B.2.4.5-8	4.28	4.28	0.06	0.00	0.00
N+19.65	B593	8232	V30X90	88	B.2.4.5-8	4.03	4.03	0.06	0.00	0.00
N+19.65	B593	8232	V30X90	138	B.2.4.5-8	4.03	4.03	0.06	0.00	0.00
N+19.65	B593	8232	V30X90	188	B.2.4.5-8	4.03	4.03	0.06	0.00	0.00
N+19.65	B593	8232	V30X90	238	B.2.4.5-8	4.03	4.03	0.06	0.00	0.00
N+19.65	B593	8232	V30X90	238	B.2.4.5-3	3.92	3.92	0.07	0.00	0.00
N+19.65	B593	8232	V30X90	288	B.2.4.2-2	4.62	3.92	0.07	0.00	0.00
N+19.65	B593	8232	V30X90	338	B.2.4.2-2	6.72	3.92	0.07	0.00	0.00
N+19.65	B593	8232	V30X90	388	B.2.4.2-2	8.40	3.92	0.07	0.00	0.00

TABLE: Concrete Beam Summary - ACI 318-14

Story	Label	Unique Name	Design Section	Station	As Top Combo	As Top	As Bottom	At Shear	Al Torsion	At Torsion
				cm		cm²	cm²	cm²/cm	cm²	cm²/cm
N+19.65	B593	8232	V30X90	388	B.2.4.2-2	8.40	4.13	0.08	0.00	0.00
N+19.65	B593	8232	V30X90	422	B.2.4.4-4	8.40	4.13	0.08	0.00	0.00
N+19.65	B593	8232	V30X90	456	B.2.4.2-1	10.40	4.13	0.08	0.00	0.00
N+19.65	B593	8232	V30X90	490	B.2.4.2-1	12.51	8.18	0.09	0.00	0.00
N+19.65	B1198	8233	V40x90	0	B.2.4.5-3	0.73	10.26	0.00	0.00	0.00
N+19.65	B1198	8233	V40x90	44	B.2.4.5-3	8.96	11.02	0.00	0.00	0.00
N+19.65	B1198	8233	V40x90	88	B.2.4.5-3	8.96	11.20	0.00	0.00	0.00
N+19.65	B1198	8233	V40x90	88	B.2.4.5-3	9.08	11.20	0.03	0.00	0.00
N+19.65	B1198	8233	V40x90	138	B.2.4.5-3	9.08	11.20	0.03	0.00	0.00
N+19.65	B1198	8233	V40x90	188	B.2.4.5-3	9.08	11.20	0.03	0.00	0.00
N+19.65	B1198	8233	V40x90	238	B.2.4.5-3	9.08	10.96	0.03	0.00	0.00
N+19.65	B1198	8233	V40x90	238	B.2.4.5-3	9.28	10.88	0.03	0.00	0.00
N+19.65	B1198	8233	V40x90	288	B.2.4.5-3	9.28	9.68	0.03	0.00	0.00
N+19.65	B1198	8233	V40x90	338	B.2.4.5-3	9.28	9.28	0.03	0.00	0.00
N+19.65	B1198	8233	V40x90	388	B.2.4.5-3	9.28	9.28	0.03	0.00	0.00
N+19.65	B1198	8233	V40x90	388	B.2.4.5-3	9.56	9.56	0.03	0.00	0.00
N+19.65	B1198	8233	V40x90	438	B.2.4.5-3	9.56	9.56	0.03	0.00	0.00
N+19.65	B1198	8233	V40x90	488	B.2.4.5-3	9.56	9.56	0.03	0.00	0.00
N+19.65	B1198	8233	V40x90	538	B.2.4.5-3	9.56	9.56	0.03	0.00	0.00
N+19.65	B1198	8233	V40x90	538	B.2.4.5-3	9.99	9.99	0.05	0.00	0.00
N+19.65	B1198	8233	V40x90	588	B.2.4.5-3	10.64	9.99	0.05	0.00	0.00
N+19.65	B1198	8233	V40x90	638	B.2.4.5-3	11.36	9.99	0.06	0.00	0.00
N+19.65	B1198	8233	V40x90	688	B.2.4.5-3	14.95	9.99	0.06	0.00	0.00
N+19.65	B1198	8233	V40x90	688	B.2.4.5-3	15.26	10.59	0.11	0.00	0.00
N+19.65	B1198	8233	V40x90	731	B.2.4.5-3	21.26	10.59	0.12	0.00	0.00
N+19.65	B1198	8233	V40x90	775	B.2.4.5-3	27.59	14.25	0.12	0.00	0.00
N+19.65	B2488	8244	V40x90	0	B.2.4.5-8	2.28	1.43	0.04	0.00	0.00
N+19.65	B2488	8244	V40x90	34	B.2.4.5-8	2.15	1.24	0.04	0.00	0.00
N+19.65	B2488	8244	V40x90	68	B.2.4.5-3	2.13	1.24	0.04	0.00	0.00
N+19.65	B2488	8244	V40x90	102	B.2.4.5-3	2.21	1.24	0.04	0.00	0.00
N+19.65	B2488	8244	V40x90	102	B.2.4.5-3	2.43	1.00	0.04	0.00	0.00
N+19.65	B2488	8244	V40x90	145	B.2.4.5-3	2.52	1.00	0.04	0.00	0.00
N+19.65	B2488	8244	V40x90	189	B.2.4.5-3	2.71	1.57	0.04	0.00	0.00
N+19.65	B2805	8189	V50x90	25	B.2.4.3-3	16.64	10.50	0.04	0.00	0.00
N+19.65	B2805	8189	V50x90	67	B.2.4.3-4	14.17	4.82	0.04	0.00	0.00
N+19.65	B2805	8189	V50x90	108	B.2.4.3-1	8.31	4.82	0.04	0.00	0.00
N+19.65	B2805	8189	V50x90	150	B.2.4.3-3	4.82	4.82	0.04	0.00	0.00
N+19.65	B2805	8189	V50x90	150	B.2.4.3-3	5.03	5.03	0.00	0.00	0.00
N+19.65	B2805	8189	V50x90	200	B.2.4.3-3	5.03	5.03	0.00	0.00	0.00
N+19.65	B2805	8189	V50x90	249	B.2.4.3-3	5.03	5.79	0.00	0.00	0.00
N+19.65	B2805	8189	V50x90	299	B.2.4.3-3	5.03	9.97	0.00	0.00	0.00
N+19.65	B2805	8189	V50x90	299	B.2.4.3-3	5.17	10.02	0.04	0.00	0.00
N+19.65	B2805	8189	V50x90	332	B.2.4.3-3	5.17	11.64	0.04	0.00	0.00
N+19.65	B2805	8189	V50x90	364	B.2.4.3-3	5.17	13.16	0.04	0.00	0.00
N+19.65	B2805	8189	V50x90	364	B.2.4.3-3	5.17	13.16	0.04	0.00	0.00
N+19.65	B2805	8189	V50x90	407	B.2.4.3-3	5.17	14.17	0.04	0.00	0.00
N+19.65	B2805	8189	V50x90	449	B.2.4.3-3	5.17	14.17	0.04	0.00	0.00
N+19.65	B2805	8189	V50x90	449	B.2.4.3-3	5.25	14.17	0.04	0.00	0.00
N+19.65	B2805	8189	V50x90	475	B.2.4.3-3	5.25	14.17	0.04	0.00	0.00
N+19.65	B2805	8189	V50x90	501	B.2.4.3-3	5.25	14.17	0.04	0.00	0.00
N+19.65	B2805	8189	V50x90	501	B.2.4.3-3	5.25	14.17	0.04	0.00	0.00
N+19.65	B2805	8189	V50x90	540	B.2.4.3-3	5.25	14.17	0.04	0.00	0.00
N+19.65	B2805	8189	V50x90	579	B.2.4.3-3	5.25	14.17	0.04	0.00	0.00
N+19.65	B2805	8189	V50x90	579	B.2.4.3-3	5.28	14.17	0.04	0.00	0.00
N+19.65	B2805	8189	V50x90	622	B.2.4.3-3	5.28	14.17	0.04	0.00	0.00
N+19.65	B2805	8189	V50x90	666	B.2.4.3-3	5.28	14.17	0.04	0.00	0.00
N+19.65	B2805	8189	V50x90	709	B.2.4.3-3	5.28	13.11	0.04	0.00	0.00

TABLE: Concrete Beam Summary - ACI 318-14

Story	Label	Unique Name	Design Section	Station	As Top Combo	As Top	As Bottom	At Shear	Al Torsion	At Torsion
				cm		cm²	cm²	cm²/cm	cm²	cm²/cm
N+19.65	B2805	8189	V50x90	709	B.2.4.3-3	5.28	13.31	0.00	0.00	0.00
N+19.65	B2805	8189	V50x90	753	B.2.4.3-3	5.28	10.03	0.00	0.00	0.00
N+19.65	B2805	8189	V50x90	797	B.2.4.3-3	5.28	6.58	0.00	0.00	0.00
N+19.65	B2805	8189	V50x90	841	B.2.4.7-4	0.13	2.96	0.00	0.00	0.00
N+19.65	B40	8410	V40x90	0	B.2.4.7-4	0.05	2.61	0.00	0.00	0.00
N+19.65	B40	8410	V40x90	44	B.2.4.3-1	4.19	4.51	0.00	0.00	0.00
N+19.65	B40	8410	V40x90	88	B.2.4.3-1	4.19	6.26	0.00	0.00	0.00
N+19.65	B40	8410	V40x90	88	B.2.4.3-1	4.06	6.23	0.03	0.00	0.00
N+19.65	B40	8410	V40x90	138	B.2.4.3-1	4.06	7.78	0.03	0.00	0.00
N+19.65	B40	8410	V40x90	188	B.2.4.3-1	4.06	9.11	0.03	0.00	0.00
N+19.65	B40	8410	V40x90	238	B.2.4.3-1	4.06	10.22	0.03	0.00	0.00
N+19.65	B40	8410	V40x90	238	B.2.4.3-1	3.90	10.09	0.03	0.00	0.00
N+19.65	B40	8410	V40x90	288	B.2.4.3-1	3.90	10.10	0.03	0.00	0.00
N+19.65	B40	8410	V40x90	338	B.2.4.3-1	3.90	9.91	0.03	0.00	0.00
N+19.65	B40	8410	V40x90	388	B.2.4.3-1	3.90	9.51	0.03	0.00	0.00
N+19.65	B40	8410	V40x90	388	B.2.4.3-1	3.69	9.32	0.03	12.44	0.06
N+19.65	B40	8410	V40x90	438	B.2.4.3-1	3.69	7.50	0.03	12.44	0.06
N+19.65	B40	8410	V40x90	488	B.2.4.3-1	3.69	5.48	0.03	12.44	0.06
N+19.65	B40	8410	V40x90	538	B.2.4.3-1	3.69	3.69	0.03	12.44	0.06
N+19.65	B40	8410	V40x90	538	B.2.4.3-3	3.38	3.38	0.03	13.46	0.06
N+19.65	B40	8410	V40x90	581	B.2.4.3-3	3.38	3.38	0.03	13.46	0.06
N+19.65	B40	8410	V40x90	624	B.2.4.5-3	3.98	3.38	0.03	13.46	0.06
N+19.65	B40	8410	V40x90	667	B.2.4.5-3	7.03	3.38	0.03	13.46	0.06
N+19.65	B40	8410	V40x90	667	B.2.4.5-3	7.03	3.38	0.03	13.46	0.06
N+19.65	B40	8410	V40x90	688	B.2.4.5-3	8.58	3.38	0.03	13.46	0.06
N+19.65	B40	8410	V40x90	688	B.2.4.5-3	8.36	3.01	0.03	13.81	0.06
N+19.65	B40	8410	V40x90	719	B.2.4.3-4	11.20	3.01	0.04	13.81	0.06
N+19.65	B40	8410	V40x90	750	B.2.4.3-1	12.56	7.45	0.04	13.81	0.06
N+19.65	B1507	6337	V50x90	25	B.2.4.3-4	14.17	8.61	0.00	39.81	0.16
N+19.65	B1507	6337	V50x90	71	B.2.4.5-8	12.05	4.23	0.00	39.81	0.16
N+19.65	B1507	6337	V50x90	118	B.2.4.5-8	6.79	4.23	0.00	39.81	0.16
N+19.65	B1507	6337	V50x90	118	B.2.4.5-8	7.22	4.74	0.04	0.00	0.00
N+19.65	B1507	6337	V50x90	168	B.2.4.5-8	4.74	4.74	0.04	0.00	0.00
N+19.65	B1507	6337	V50x90	218	B.2.4.5-8	4.74	7.91	0.04	0.00	0.00
N+19.65	B1507	6337	V50x90	268	B.2.4.5-8	4.74	11.79	0.04	0.00	0.00
N+19.65	B1507	6337	V50x90	268	B.2.4.5-8	4.95	11.62	0.04	18.93	0.08
N+19.65	B1507	6337	V50x90	318	B.2.4.5-8	4.95	14.17	0.04	18.93	0.08
N+19.65	B1507	6337	V50x90	368	B.2.4.5-8	4.95	14.17	0.04	18.93	0.08
N+19.65	B1507	6337	V50x90	418	B.2.4.5-8	4.95	15.10	0.04	18.93	0.08
N+19.65	B1507	6337	V50x90	418	B.2.4.5-8	5.12	14.65	0.04	0.00	0.00
N+19.65	B1507	6337	V50x90	468	B.2.4.5-8	5.12	14.17	0.04	0.00	0.00
N+19.65	B1507	6337	V50x90	518	B.2.4.5-8	5.12	14.10	0.04	0.00	0.00
N+19.65	B1507	6337	V50x90	568	B.2.4.5-8	5.12	11.04	0.04	0.00	0.00
N+19.65	B1507	6337	V50x90	568	B.2.4.5-8	5.40	11.17	0.04	0.00	0.00
N+19.65	B1507	6337	V50x90	618	B.2.4.5-8	5.40	6.29	0.04	0.00	0.00
N+19.65	B1507	6337	V50x90	668	B.2.4.5-8	5.40	5.40	0.04	0.00	0.00
N+19.65	B1507	6337	V50x90	718	B.2.4.5-8	9.10	5.40	0.04	0.00	0.00
N+19.65	B1507	6337	V50x90	718	B.2.4.5-8	9.41	5.80	0.07	0.00	0.00
N+19.65	B1507	6337	V50x90	745	B.2.4.5-8	13.94	5.80	0.08	0.00	0.00
N+19.65	B1507	6337	V50x90	773	B.2.4.3-4	14.17	9.93	0.08	0.00	0.00
N+19.65	B4	60	V30X90	0	B.2.4.5-8	3.87	1.69	0.03	0.00	0.00
N+19.65	B4	60	V30X90	40	B.2.4.7-8	1.32	2.61	0.03	0.00	0.00
N+19.65	B4	60	V30X90	81	B.2.4.7-4	0.78	3.76	0.03	0.00	0.00
N+19.65	B4	60	V30X90	121	B.2.4.7-4	0.78	5.37	0.03	0.00	0.00
N+19.65	B4	60	V30X90	121	B.2.4.7-4	0.84	5.09	0.03	0.00	0.00
N+19.65	B4	60	V30X90	158	B.2.4.7-4	0.84	5.31	0.03	0.00	0.00
N+19.65	B4	60	V30X90	195	B.2.4.7-4	0.84	5.72	0.03	0.00	0.00

TABLE: Concrete Beam Summary - ACI 318-14

Story	Label	Unique Name	Design Section	Station	As Top Combo	As Top	As Bottom	At Shear	Al Torsion	At Torsion
				cm		cm²	cm²	cm²/cm	cm²	cm²/cm
N+19.65	B4	60	V30X90	232	B.2.4.7-4	0.84	6.05	0.03	0.00	0.00
N+19.65	B4	60	V30X90	232	B.2.4.7-4	0.76	5.95	0.03	0.00	0.00
N+19.65	B4	60	V30X90	270	B.2.4.7-4	0.76	5.53	0.03	0.00	0.00
N+19.65	B4	60	V30X90	309	B.2.4.7-4	0.76	5.28	0.03	0.00	0.00
N+19.65	B4	60	V30X90	348	B.2.4.7-4	0.76	5.12	0.03	0.00	0.00
N+19.65	B4	60	V30X90	386	B.2.4.7-4	0.76	5.03	0.03	0.00	0.00
N+19.65	B4	60	V30X90	386	B.2.4.7-4	0.67	4.83	0.03	0.00	0.00
N+19.65	B4	60	V30X90	425	B.2.4.7-4	0.67	4.01	0.03	0.00	0.00
N+19.65	B4	60	V30X90	464	B.2.4.7-8	1.68	3.10	0.03	0.00	0.00
N+19.65	B7	8234	V40x90	0	B.2.4.7-4	0.48	0.72	0.08	0.00	0.00
N+19.65	B7	8234	V40x90	39	B.2.4.3-1	2.59	2.59	0.08	0.00	0.00
N+19.65	B7	8234	V40x90	79	B.2.4.3-1	2.59	3.54	0.08	0.00	0.00
N+19.65	B7	8234	V40x90	118	B.2.4.3-1	2.59	4.85	0.08	0.00	0.00
N+19.65	B7	8234	V40x90	157	B.2.4.3-1	2.59	6.08	0.08	0.00	0.00
N+19.65	B7	8234	V40x90	157	B.2.4.5-3	2.73	6.24	0.08	0.00	0.00
N+19.65	B7	8234	V40x90	196	B.2.4.5-3	2.73	7.12	0.07	0.00	0.00
N+19.65	B7	8234	V40x90	236	B.2.4.5-3	2.73	7.93	0.07	0.00	0.00
N+19.65	B7	8234	V40x90	275	B.2.4.5-3	2.73	9.10	0.07	0.00	0.00
N+19.65	B7	8234	V40x90	314	B.2.4.5-3	0.53	10.20	0.07	0.00	0.00
N+19.65	B8	53	V30X90	0	B.2.4.5-3	10.33	7.60	0.08	0.00	0.00
N+19.65	B8	53	V30X90	50	B.2.4.2-2	8.40	4.59	0.08	0.00	0.00
N+19.65	B8	53	V30X90	99	B.2.4.5-3	7.20	4.59	0.07	0.00	0.00
N+19.65	B8	53	V30X90	149	B.2.4.5-3	5.78	4.59	0.07	0.00	0.00
N+19.65	B8	53	V30X90	198	B.2.4.5-3	4.63	4.59	0.07	0.00	0.00
N+19.65	B8	53	V30X90	198	B.2.4.5-3	4.66	4.66	0.07	0.00	0.00
N+19.65	B8	53	V30X90	235	B.2.4.5-3	4.66	4.80	0.07	0.00	0.00
N+19.65	B8	53	V30X90	272	B.2.4.5-3	4.66	5.95	0.07	0.00	0.00
N+19.65	B8	53	V30X90	309	B.2.4.5-3	4.66	7.08	0.06	0.00	0.00
N+19.65	B8	53	V30X90	309	B.2.4.5-3	4.90	7.34	0.06	0.00	0.00
N+19.65	B8	53	V30X90	348	B.2.4.5-3	4.90	7.51	0.05	0.00	0.00
N+19.65	B8	53	V30X90	386	B.2.4.5-3	4.90	7.61	0.05	0.00	0.00
N+19.65	B8	53	V30X90	425	B.2.4.5-3	4.90	7.66	0.05	0.00	0.00
N+19.65	B8	53	V30X90	464	B.2.4.5-3	4.90	7.68	0.05	0.00	0.00
N+19.65	B8	53	V30X90	464	B.2.4.5-3	4.98	7.71	0.05	0.00	0.00
N+19.65	B8	53	V30X90	502	B.2.4.5-3	4.98	7.45	0.05	0.00	0.00
N+19.65	B8	53	V30X90	541	B.2.4.5-3	4.98	7.81	0.05	0.00	0.00
N+19.65	B8	53	V30X90	579	B.2.4.5-3	4.98	8.17	0.06	0.00	0.00
N+19.65	B8	53	V30X90	618	B.2.4.7-8	2.78	8.40	0.06	0.00	0.00
N+19.65	B20	8235	V40x90	0	B.2.4.5-3	21.91	11.68	0.03	0.00	0.00
N+19.65	B20	8235	V40x90	50	B.2.4.5-3	17.89	9.03	0.03	0.00	0.00
N+19.65	B20	8235	V40x90	100	B.2.4.5-3	14.10	9.03	0.03	0.00	0.00
N+19.65	B20	8235	V40x90	150	B.2.4.5-3	11.20	9.03	0.03	0.00	0.00
N+19.65	B20	8235	V40x90	150	B.2.4.5-3	11.20	8.24	0.03	0.00	0.00
N+19.65	B20	8235	V40x90	186	B.2.4.5-3	10.53	8.24	0.03	0.00	0.00
N+19.65	B20	8235	V40x90	221	B.2.4.5-3	8.24	8.24	0.03	0.00	0.00
N+19.65	B20	8235	V40x90	257	B.2.4.5-3	8.24	8.24	0.03	0.00	0.00
N+19.65	B20	8235	V40x90	257	B.2.4.5-3	8.24	8.24	0.03	0.00	0.00
N+19.65	B20	8235	V40x90	299	B.2.4.5-3	8.24	8.24	0.03	0.00	0.00
N+19.65	B20	8235	V40x90	299	B.2.4.5-3	7.70	7.70	0.03	0.00	0.00
N+19.65	B20	8235	V40x90	349	B.2.4.5-3	7.70	7.70	0.03	0.00	0.00
N+19.65	B20	8235	V40x90	399	B.2.4.5-3	7.70	8.08	0.03	0.00	0.00
N+19.65	B20	8235	V40x90	449	B.2.4.5-3	7.70	9.91	0.03	0.00	0.00
N+19.65	B20	8235	V40x90	449	B.2.4.5-3	7.21	9.48	0.03	0.00	0.00
N+19.65	B20	8235	V40x90	492	B.2.4.5-3	7.21	9.25	0.03	0.00	0.00
N+19.65	B20	8235	V40x90	536	B.2.4.5-3	7.21	8.84	0.03	0.00	0.00
N+19.65	B20	8235	V40x90	579	B.2.4.5-3	7.21	8.25	0.03	0.00	0.00
N+19.65	B20	8235	V40x90	579	B.2.4.5-3	6.94	8.25	0.03	0.00	0.00

TABLE: Concrete Beam Summary - ACI 318-14

Story	Label	Unique Name	Design Section	Station	As Top Combo	As Top	As Bottom	At Shear	Al Torsion	At Torsion
				cm		cm²	cm²	cm²/cm	cm²	cm²/cm
N+19.65	B20	8235	V40x90	622	B.2.4.5-3	6.94	7.04	0.03	0.00	0.00
N+19.65	B20	8235	V40x90	666	B.2.4.5-3	6.94	6.94	0.03	0.00	0.00
N+19.65	B20	8235	V40x90	709	B.2.4.5-3	6.94	6.94	0.03	0.00	0.00
N+19.65	B20	8235	V40x90	709	B.2.4.5-3	6.68	6.68	0.03	0.00	0.00
N+19.65	B20	8235	V40x90	753	B.2.4.5-3	6.68	6.68	0.03	0.00	0.00
N+19.65	B20	8235	V40x90	797	B.2.4.5-3	6.68	6.68	0.03	0.00	0.00
N+19.65	820	8235	V40x90	841	B.2.4.5-3	0.24	0.80	0.03	0.00	0.00
N+19.65	B28	8395	V40x90	0	B.2.4.5-3	20.97	11.20	0.07	0.00	0.00
N+19.65	B28	8395	V40x90	50	B.2.4.5-3	15.56	6.62	0.06	0.00	0.00
N+19.65	B28	8395	V40x90	100	B.2.4.5-3	11.20	6.62	0.06	0.00	0.00
N+19.65	B28	8395	V40x90	150	B.2.4.5-3	7.55	6.62	0.05	0.00	0.00
N+19.65	B28	8395	V40x90	150	B.2.4.5-3	7.95	6.81	0.01	0.00	0.00
N+19.65	B28	8395	V40x90	200	B.2.4.5-3	6.81	6.81	0.00	0.00	0.00
N+19.65	B28	8395	V40x90	249	8.2.4.5-3	6.81	6.81	0.00	0.00	0.00
N+19.65	B28	8395	V40x90	299	B.2.4.5-3	6.81	6.81	0.00	0.00	0.00
N+19.65	828	8395	V40x90	299	B.2.4.5-3	6.91	6.91	0.03	0.00	0.00
N+19.65	B28	8395	V40x90	332	8.2.4.5-3	6.91	7.66	0.03	0.00	0.00
N+19.65	B28	8395	V40x90	364	B.2.4.5-3	6.91	8.45	0.03	0.00	0.00
N+19.65	B28	8395	V40x90	364	B.2.4.5-3	6.91	8.45	0.03	0.00	0.00
N+19.65	B28	8395	V40x90	407	B.2.4.5-3	6.91	9.30	0.03	0.00	0.00
N+19.65	B28	8395	V40x90	449	8.2.4.5-3	6.91	9.98	0.03	0.00	0.00
N+19.65	B28	8395	V40x90	449	B.2.4.5-3	7.06	10.27	0.03	0.00	0.00
N+19.65	B28	8395	V40x90	492	B.2.4.5-3	7.06	10.19	0.03	0.00	0.00
N+19.65	B28	8395	V40x90	536	B.2.4.5-3	7.06	9.93	0.03	0.00	0.00
N+19.65	B28	8395	V40x90	579	B.2.4.5-3	7.06	9.50	0.03	0.00	0.00
N+19.65	B28	8395	V40x90	579	B.2.4.5-3	7.30	9.69	0.03	0.00	0.00
N+19.65	B28	8395	V40x90	622	B.2.4.5-3	7.30	8.91	0.03	0.00	0.00
N+19.65	B28	8395	V40x90	666	B.2.4.5-3	7.30	8.11	0.03	0.00	0.00
N+19.65	B28	8395	V40x90	709	B.2.4.5-3	7.30	7.30	0.03	0.00	0.00
N+19.65	B28	8395	V40x90	709	B.2.4.5-8	7.59	7.59	0.00	0.00	0.00
N+19.65	B28	8395	V40x90	753	B.2.4.5-8	7.59	7.59	0.00	0.00	0.00
N+19.65	B28	8395	V40x90	797	B.2.4.5-8	7.59	7.59	0.00	0.00	0.00
N+19.65	B28	8395	V40x90	841	B.2.4.5-8	4.09	2.54	0.00	0.00	0.00
N+19.65	B656	1343	V50x90	63	B.2.4.5-8	10.02	4.98	0.07	0.00	0.00
N+19.65	8656	1343	V50x90	88	B.2.4.5-8	6.89	2.49	0.07	0.00	0.00
N+19.65	B656	1343	V50x90	88	8.2.4.5-8	7.25	2.63	0.00	0.00	0.00
N+19.65	B656	1343	V50x90	138	B.2.4.5-8	4.46	2.63	0.00	0.00	0.00
N+19.65	B656	1343	V50x90	188	B.2.4.5-8	2.63	2.92	0.00	0.00	0.00
N+19.65	B656	1343	V50x90	238	B.2.4.5-8	2.63	3.56	0.00	0.00	0.00
N+19.65	B656	1343	V50x90	238	B.2.4.5-8	2.84	3.51	0.00	0.00	0.00
N+19.65	B656	1343	V50x90	288	B.2.4.5-8	2.84	4.17	0.00	0.00	0.00
N+19.65	B656	1343	V50x90	338	B.2.4.5-8	2.84	4.60	0.00	0.00	0.00
N+19.65	8656	1343	V50x90	388	B.2.4.5-8	2.84	4.77	0.00	0.00	0.00
N+19.65	B656	1343	V50x90	388	B.2.4.5-8	3.01	4.84	0.00	0.00	0.00
N+19.65	8656	1343	V50x90	438	B.2.4.5-8	3.01	4.41	0.00	0.00	0.00
N+19.65	8656	1343	V50x90	488	8.2.4.5-8	3.01	3.72	0.00	0.00	0.00
N+19.65	8656	1343	V50x90	538	B.2.4.5-8	3.01	3.01	0.00	0.00	0.00
N+19.65	B656	1343	V50x90	538	B.2.4.5-8	3.14	3.14	0.04	0.00	0.00
N+19.65	B656	1343	V50x90	588	B.2.4.5-8	3.14	3.14	0.04	0.00	0.00
N+19.65	B656	1343	V50x90	638	B.2.4.5-8	3.14	3.14	0.04	0.00	0.00
N+19.65	B656	1343	V50x90	688	8.2.4.5-3	2.64	1.75	0.04	0.00	0.00
N+19.65	B179	6334	V30X90	0	B.2.4.5-3	3.39	1.03	0.03	0.00	0.00
N+19.65	8179	6334	V30X90	44	8.2.4.7-4	1.30	0.38	0.03	0.00	0.00
N+19.65	B179	6334	V30X90	88	8.2.4.4-4	0.00	1.70	0.03	0.00	0.00
N+19.65	B179	6334	V30X90	88	B.2.4.7-4	0.08	1.71	0.03	0.00	0.00

TABLE: Concrete Beam Summary - ACI 318-14

Story	Label	Unique Name	Design Section	Station	As Top Combo	As Top	As Bottom	At Shear	Al Torsion	At Torsion
				cm		cm²	cm²	cm²/cm	cm²	cm²/cm
N+19.65	B179	6334	V30X90	138	B.2.4.7-4	0.08	2.73	0.03	0.00	0.00
N+19.65	B179	6334	V30X90	188	B.2.4.7-4	0.08	3.99	0.03	0.00	0.00
N+19.65	B179	6334	V30X90	238	B.2.4.7-4	0.08	5.60	0.03	0.00	0.00
N+19.65	B179	6334	V30X90	238	B.2.4.7-4	0.19	5.88	0.00	0.00	0.00
N+19.65	B179	6334	V30X90	288	B.2.4.7-4	0.19	6.88	0.00	0.00	0.00
N+19.65	B179	6334	V30X90	338	B.2.4.7-4	0.19	7.66	0.00	0.00	0.00
N+19.65	B179	6334	V30X90	388	B.2.4.7-4	0.19	8.23	0.00	0.00	0.00
N+19.65	B179	6334	V30X90	388	B.2.4.7-4	0.31	8.40	0.00	0.00	0.00
N+19.65	B179	6334	V30X90	438	B.2.4.7-4	0.31	8.39	0.00	0.00	0.00
N+19.65	B179	6334	V30X90	488	B.2.4.7-4	0.31	7.93	0.00	0.00	0.00
N+19.65	B179	6334	V30X90	538	B.2.4.7-4	0.31	7.26	0.00	0.00	0.00
N+19.65	B179	6334	V30X90	538	B.2.4.5-3	0.65	7.90	0.00	0.00	0.00
N+19.65	B179	6334	V30X90	588	B.2.4.5-3	0.65	6.39	0.00	0.00	0.00
N+19.65	B179	6334	V30X90	638	B.2.4.5-3	0.65	4.67	0.00	0.00	0.00
N+19.65	B179	6334	V30X90	688	B.2.4.5-3	0.65	3.23	0.00	0.00	0.00
N+19.65	B179	6334	V30X90	688	B.2.4.5-3	1.29	3.95	0.00	0.00	0.00
N+19.65	B179	6334	V30X90	731	B.2.4.5-3	1.29	2.51	0.00	0.00	0.00
N+19.65	B179	6334	V30X90	775	B.2.4.7-4	1.86	0.98	0.00	0.00	0.00
N+19.65	B180	6335	V30X90	0	B.2.4.7-4	1.56	2.80	0.01	0.00	0.00
N+19.65	B180	6335	V30X90	44	B.2.4.5-3	4.18	2.80	0.01	0.00	0.00
N+19.65	B180	6335	V30X90	88	B.2.4.3-3	7.17	2.80	0.01	0.00	0.00
N+19.65	B180	6335	V30X90	88	B.2.4.3-1	8.16	3.95	0.02	0.00	0.00
N+19.65	B180	6335	V30X90	134	B.2.4.3-1	9.63	3.95	0.03	0.00	0.00
N+19.65	B180	6335	V30X90	180	B.2.4.3-1	13.36	3.95	0.03	0.00	0.00
N+19.65	B180	6335	V30X90	180	B.2.4.3-1	17.97	4.50	0.03	0.00	0.00
N+19.65	B180	6335	V30X90	209	B.2.4.3-1	15.91	4.50	0.03	0.00	0.00
N+19.65	B180	6335	V30X90	238	B.2.4.3-1	13.92	4.50	0.03	0.00	0.00
N+19.65	B180	6335	V30X90	238	B.2.4.3-1	13.66	4.02	0.03	0.00	0.00
N+19.65	B180	6335	V30X90	288	B.2.4.3-1	10.73	4.02	0.03	0.00	0.00
N+19.65	B180	6335	V30X90	338	B.2.4.3-4	8.40	4.02	0.03	0.00	0.00
N+19.65	B180	6335	V30X90	388	B.2.4.3-1	7.38	4.02	0.03	0.00	0.00
N+19.65	B180	6335	V30X90	388	B.2.4.3-1	6.88	3.31	0.03	0.00	0.00
N+19.65	B180	6335	V30X90	438	B.2.4.5-8	4.61	3.31	0.03	0.00	0.00
N+19.65	B180	6335	V30X90	488	B.2.4.5-3	3.31	3.31	0.03	0.00	0.00
N+19.65	B180	6335	V30X90	538	B.2.4.5-3	3.31	3.80	0.03	0.00	0.00
N+19.65	B180	6335	V30X90	538	B.2.4.5-3	2.57	2.95	0.00	0.00	0.00
N+19.65	B180	6335	V30X90	588	B.2.4.5-3	2.57	4.49	0.00	0.00	0.00
N+19.65	B180	6335	V30X90	638	B.2.4.5-3	2.57	5.87	0.00	0.00	0.00
N+19.65	B180	6335	V30X90	688	B.2.4.5-3	2.57	7.45	0.00	0.00	0.00
N+19.65	B180	6335	V30X90	688	B.2.4.5-3	1.81	6.54	0.00	0.00	0.00
N+19.65	B180	6335	V30X90	731	B.2.4.5-3	1.81	7.80	0.00	0.00	0.00
N+19.65	B180	6335	V30X90	775	B.2.4.7-4	0.07	8.40	0.00	0.00	0.00
N+19.65	B181	6336	V30X90	0	B.2.4.4-4	0.00	1.16	0.00	0.00	0.00
N+19.65	B181	6336	V30X90	39	B.2.4.7-4	0.57	0.57	0.00	0.00	0.00
N+19.65	B181	6336	V30X90	79	B.2.4.5-3	1.37	0.57	0.00	0.00	0.00
N+19.65	B181	6336	V30X90	118	B.2.4.5-3	3.09	0.57	0.00	0.00	0.00
N+19.65	B181	6336	V30X90	157	B.2.4.3-4	5.16	0.57	0.00	0.00	0.00
N+19.65	B181	6336	V30X90	157	B.2.4.3-4	8.40	0.65	0.00	0.00	0.00
N+19.65	B181	6336	V30X90	185	B.2.4.3-4	8.40	0.65	0.00	0.00	0.00
N+19.65	B181	6336	V30X90	185	B.2.4.3-1	11.96	0.00	0.06	0.00	0.00
N+19.65	B181	6336	V30X90	228	B.2.4.3-4	8.40	0.00	0.06	0.00	0.00
N+19.65	B181	6336	V30X90	271	B.2.4.5-3	4.95	0.00	0.05	0.00	0.00
N+19.65	B181	6336	V30X90	314	B.2.4.7-4	1.15	0.00	0.05	0.00	0.00
N+19.65	B183	6340	V50x90	50	B.2.4.3-1	16.05	10.61	0.04	0.00	0.00
N+19.65	B183	6340	V50x90	89	B.2.4.3-4	14.17	5.35	0.04	0.00	0.00
N+19.65	B183	6340	V50x90	128	B.2.4.3-1	8.70	5.35	0.04	0.00	0.00
N+19.65	B183	6340	V50x90	128	B.2.4.3-1	8.72	5.19	0.04	0.00	0.00

TABLE: Concrete Beam Summary - ACI 318-14

Story	Label	Unique Name	Design Section	Station	As Top Combo	As Top	As Bottom	At Shear	Al Torsion	At Torsion
				cm		cm²	cm²	cm²/cm	cm²	cm²/cm
N+19.65	B183	6340	V50x90	178	B.2.4.3-1	5.19	5.19	0.04	0.00	0.00
N+19.65	B183	6340	V50x90	228	B.2.4.3-1	5.19	5.19	0.04	0.00	0.00
N+19.65	B183	6340	V50x90	278	B.2.4.3-1	5.19	5.62	0.04	0.00	0.00
N+19.65	B183	6340	V50x90	278	B.2.4.3-1	5.10	5.44	0.04	0.00	0.00
N+19.65	B183	6340	V50x90	328	B.2.4.3-1	5.10	6.89	0.04	0.00	0.00
N+19.65	B183	6340	V50x90	378	B.2.4.3-1	5.10	8.09	0.04	0.00	0.00
N+19.65	B183	6340	V50x90	428	B.2.4.3-1	5.10	9.04	0.04	0.00	0.00
N+19.65	B183	6340	V50x90	428	B.2.4.3-1	5.07	8.99	0.04	0.00	0.00
N+19.65	B183	6340	V50x90	471	B.2.4.3-1	5.07	8.73	0.04	0.00	0.00
N+19.65	B183	6340	V50x90	513	B.2.4.3-1	5.07	8.29	0.04	0.00	0.00
N+19.65	B183	6340	V50x90	556	B.2.4.3-1	5.07	7.67	0.04	0.00	0.00
N+19.65	B183	6340	V50x90	556	B.2.4.3-1	5.22	7.87	0.04	0.00	0.00
N+19.65	B183	6340	V50x90	599	B.2.4.3-1	5.22	6.16	0.04	0.00	0.00
N+19.65	B183	6340	V50x90	641	B.2.4.3-1	5.22	5.22	0.04	0.00	0.00
N+19.65	B183	6340	V50x90	684	B.2.4.3-1	5.22	5.22	0.04	0.00	0.00
N+19.65	B183	6340	V50x90	726	B.2.4.5-8	0.47	0.38	0.04	0.00	0.00
N+19.65	B184	6341	V50x90	50	B.2.4.3-4	14.17	8.53	0.05	0.00	0.00
N+19.65	B184	6341	V50x90	89	B.2.4.5-8	8.78	5.56	0.05	0.00	0.00
N+19.65	B184	6341	V50x90	128	B.2.4.5-8	5.56	5.56	0.04	0.00	0.00
N+19.65	B184	6341	V50x90	128	B.2.4.3-1	5.68	5.68	0.04	0.00	0.00
N+19.65	B184	6341	V50x90	178	B.2.4.3-1	5.68	5.68	0.04	0.00	0.00
N+19.65	B184	6341	V50x90	228	B.2.4.3-1	5.68	6.69	0.04	0.00	0.00
N+19.65	B184	6341	V50x90	278	B.2.4.3-1	5.68	7.72	0.04	0.00	0.00
N+19.65	B184	6341	V50x90	278	B.2.4.3-1	5.14	6.91	0.04	0.00	0.00
N+19.65	B184	6341	V50x90	328	B.2.4.3-1	5.14	6.85	0.04	0.00	0.00
N+19.65	B184	6341	V50x90	378	B.2.4.3-1	5.14	6.58	0.04	0.00	0.00
N+19.65	B184	6341	V50x90	428	B.2.4.3-1	5.14	6.05	0.04	0.00	0.00
N+19.65	B184	6341	V50x90	428	B.2.4.3-1	4.54	5.40	0.04	0.00	0.00
N+19.65	B184	6341	V50x90	471	B.2.4.3-1	4.54	5.08	0.04	0.00	0.00
N+19.65	B184	6341	V50x90	513	B.2.4.3-1	4.54	4.57	0.04	0.00	0.00
N+19.65	B184	6341	V50x90	556	B.2.4.3-1	4.54	4.54	0.04	0.00	0.00
N+19.65	B184	6341	V50x90	556	B.2.4.3-1	3.69	3.69	0.04	0.00	0.00
N+19.65	B184	6341	V50x90	599	B.2.4.3-1	3.69	3.69	0.04	0.00	0.00
N+19.65	B184	6341	V50x90	641	B.2.4.3-1	3.69	3.69	0.04	0.00	0.00
N+19.65	B184	6341	V50x90	684	B.2.4.3-1	3.69	3.69	0.04	0.00	0.00
N+19.65	B184	6341	V50x90	726	B.2.4.5-8	0.76	0.79	0.04	0.00	0.00
N+19.65	B185	6342	V50x90	50	B.2.4.3-4	14.17	9.73	0.04	0.00	0.00
N+19.65	B185	6342	V50x90	89	B.2.4.3-3	12.40	5.38	0.04	0.00	0.00
N+19.65	B185	6342	V50x90	128	B.2.4.3-3	6.46	5.38	0.04	0.00	0.00
N+19.65	B185	6342	V50x90	128	B.2.4.3-3	6.76	5.41	0.04	0.00	0.00
N+19.65	B185	6342	V50x90	178	B.2.4.3-3	5.41	5.41	0.04	0.00	0.00
N+19.65	B185	6342	V50x90	228	B.2.4.3-3	5.41	5.41	0.04	0.00	0.00
N+19.65	B185	6342	V50x90	278	B.2.4.3-3	5.41	5.41	0.04	0.00	0.00
N+19.65	B185	6342	V50x90	278	B.2.4.3-3	5.23	5.23	0.00	0.00	0.00
N+19.65	B185	6342	V50x90	328	B.2.4.3-3	5.23	5.23	0.00	0.00	0.00
N+19.65	B185	6342	V50x90	378	B.2.4.3-3	5.23	5.23	0.00	0.00	0.00
N+19.65	B185	6342	V50x90	428	B.2.4.3-3	5.23	5.23	0.00	0.00	0.00
N+19.65	B185	6342	V50x90	428	B.2.4.3-3	4.87	4.87	0.04	0.00	0.00
N+19.65	B185	6342	V50x90	471	B.2.4.3-3	4.87	4.87	0.04	0.00	0.00
N+19.65	B185	6342	V50x90	513	B.2.4.3-3	4.87	4.87	0.04	0.00	0.00
N+19.65	B185	6342	V50x90	556	B.2.4.3-3	4.87	4.87	0.04	0.00	0.00
N+19.65	B185	6342	V50x90	556	B.2.4.3-3	4.63	4.63	0.04	0.00	0.00
N+19.65	B185	6342	V50x90	599	B.2.4.3-3	4.63	4.63	0.04	0.00	0.00
N+19.65	B185	6342	V50x90	641	B.2.4.3-3	4.63	4.63	0.04	0.00	0.00
N+19.65	B185	6342	V50x90	684	B.2.4.3-3	4.63	4.63	0.04	0.00	0.00
N+19.65	B185	6342	V50x90	726	B.2.4.5-8	0.62	0.92	0.04	0.00	0.00
N+19.65	B186	6343	V30X90	0	B.2.4.4-4	0.00	8.40	0.03	0.00	0.00

TABLE: Concrete Beam Summary - ACI 318-14

Story	Label	Unique Name	Design Section	Station	As Top Combo	As Top	As Bottom	At Shear	Al Torsion	At Torsion
				cm		cm²	cm²	cm²/cm	cm²	cm²/cm
N+19.65	B186	6343	V30X90	50	B.2.4.5-3	1.09	8.40	0.03	0.00	0.00
N+19.65	B186	6343	V30X90	100	B.2.4.5-3	1.09	8.40	0.03	0.00	0.00
N+19.65	B186	6343	V30X90	150	B.2.4.5-3	1.09	8.40	0.03	0.00	0.00
N+19.65	B186	6343	V30X90	150	B.2.4.7-4	0.68	8.40	0.03	0.00	0.00
N+19.65	B186	6343	V30X90	200	B.2.4.7-4	0.68	8.40	0.03	0.00	0.00
N+19.65	B186	6343	V30X90	249	B.2.4.7-4	0.68	7.40	0.03	0.00	0.00
N+19.65	B186	6343	V30X90	299	B.2.4.7-4	0.68	5.92	0.03	0.00	0.00
N+19.65	B186	6343	V30X90	299	B.2.4.7-4	0.36	5.68	0.03	0.00	0.00
N+19.65	B186	6343	V30X90	349	B.2.4.7-4	0.36	3.31	0.03	0.00	0.00
N+19.65	B186	6343	V30X90	399	B.2.4.7-4	0.36	2.03	0.03	0.00	0.00
N+19.65	B186	6343	V30X90	449	B.2.4.7-4	0.36	0.82	0.03	0.00	0.00
N+19.65	B186	6343	V30X90	449	B.2.4.4-4	0.00	0.60	0.03	0.00	0.00
N+19.65	B186	6343	V30X90	492	B.2.4.7-4	2.10	0.00	0.03	0.00	0.00
N+19.65	B186	6343	V30X90	536	B.2.4.5-3	5.00	0.00	0.03	0.00	0.00
N+19.65	B186	6343	V30X90	579	B.2.4.5-3	8.40	0.00	0.03	0.00	0.00
N+19.65	B186	6343	V30X90	579	B.2.4.5-3	7.93	0.00	0.05	0.00	0.00
N+19.65	B186	6343	V30X90	618	B.2.4.3-3	9.23	0.00	0.06	0.00	0.00
N+19.65	B186	6343	V30X90	656	B.2.4.3-1	13.62	0.00	0.06	0.00	0.00
N+19.65	B186	6343	V30X90	656	B.2.4.3-4	8.40	1.99	0.03	0.00	0.00
N+19.65	B186	6343	V30X90	683	B.2.4.3-4	8.40	1.99	0.03	0.00	0.00
N+19.65	B186	6343	V30X90	709	B.2.4.3-4	8.40	1.99	0.03	0.00	0.00
N+19.65	B186	6343	V30X90	709	B.2.4.5-3	3.00	1.71	0.03	0.00	0.00
N+19.65	B186	6343	V30X90	753	B.2.4.3-3	1.71	1.71	0.03	0.00	0.00
N+19.65	B186	6343	V30X90	797	B.2.4.3-3	1.71	1.71	0.03	0.00	0.00
N+19.65	B186	6343	V30X90	841	B.2.4.4-4	0.00	0.95	0.03	0.00	0.00
N+19.65	B187	6344	V30X90	0	B.2.4.5-8	4.95	2.61	0.03	0.00	0.00
N+19.65	B187	6344	V30X90	43	B.2.4.5-8	4.51	1.45	0.02	0.00	0.00
N+19.65	B187	6344	V30X90	85	B.2.4.5-8	4.16	1.45	0.02	0.00	0.00
N+19.65	B187	6344	V30X90	128	B.2.4.5-8	3.89	1.50	0.02	0.00	0.00
N+19.65	B187	6344	V30X90	128	B.2.4.5-8	3.65	1.46	0.03	0.00	0.00
N+19.65	B187	6344	V30X90	178	B.2.4.5-8	2.90	1.73	0.03	0.00	0.00
N+19.65	B187	6344	V30X90	228	B.2.4.5-8	2.27	1.98	0.02	0.00	0.00
N+19.65	B187	6344	V30X90	278	B.2.4.5-8	1.77	2.14	0.02	0.00	0.00
N+19.65	B187	6344	V30X90	278	B.2.4.5-8	1.48	2.24	0.03	0.00	0.00
N+19.65	B187	6344	V30X90	328	B.2.4.5-8	1.48	2.40	0.03	0.00	0.00
N+19.65	B187	6344	V30X90	378	B.2.4.5-8	1.48	2.44	0.03	0.00	0.00
N+19.65	B187	6344	V30X90	428	B.2.4.5-8	1.48	2.36	0.03	0.00	0.00
N+19.65	B187	6344	V30X90	428	B.2.4.5-8	1.48	2.93	0.03	0.00	0.00
N+19.65	B187	6344	V30X90	471	B.2.4.5-8	1.48	2.78	0.03	0.00	0.00
N+19.65	B187	6344	V30X90	513	B.2.4.5-8	1.48	2.54	0.03	0.00	0.00
N+19.65	B187	6344	V30X90	556	B.2.4.5-8	1.48	2.22	0.03	0.00	0.00
N+19.65	B187	6344	V30X90	556	B.2.4.5-8	1.24	2.57	0.03	0.00	0.00
N+19.65	B187	6344	V30X90	599	B.2.4.5-8	1.24	2.69	0.03	0.00	0.00
N+19.65	B187	6344	V30X90	641	B.2.4.5-8	1.24	2.73	0.03	0.00	0.00
N+19.65	B187	6344	V30X90	684	B.2.4.5-8	1.24	2.68	0.03	0.00	0.00
N+19.65	B187	6344	V30X90	726	B.2.4.7-4	0.16	2.55	0.03	0.00	0.00
N+19.65	B188	6347	V30X90	0	B.2.4.5-8	2.27	1.35	0.01	0.00	0.00
N+19.65	B188	6347	V30X90	43	B.2.4.5-8	2.13	0.89	0.01	0.00	0.00
N+19.65	B188	6347	V30X90	85	B.2.4.5-8	2.07	0.89	0.01	0.00	0.00
N+19.65	B188	6347	V30X90	128	B.2.4.5-8	2.10	0.89	0.01	0.00	0.00
N+19.65	B188	6347	V30X90	128	B.2.4.5-8	2.15	0.84	0.03	0.00	0.00
N+19.65	B188	6347	V30X90	178	B.2.4.5-8	1.68	0.84	0.03	0.00	0.00
N+19.65	B188	6347	V30X90	228	B.2.4.5-8	1.32	0.84	0.03	0.00	0.00
N+19.65	B188	6347	V30X90	278	B.2.4.5-8	1.08	0.84	0.03	0.00	0.00
N+19.65	B188	6347	V30X90	278	B.2.4.5-8	1.14	0.78	0.01	0.00	0.00
N+19.65	B188	6347	V30X90	328	B.2.4.5-8	0.78	0.78	0.01	0.00	0.00
N+19.65	B188	6347	V30X90	378	B.2.4.5-8	0.78	0.91	0.01	0.00	0.00